



Louisville-Jefferson County Metro Government

PLANNING AND DESIGN SERVICES

METRO DEVELOPMENT CENTER 444 SOUTH 5th STREET SUITE 300
LOUISVILLE, KENTUCKY 40202

Phone: (502) 574-6230 Website: <https://louisvilleky.gov/government/planning-design>

Certificate of Appropriateness Application

Case Number: 22-COA-0165

Submittal Date: 07/15/2022

Intake Staff: Ethan Lett

Application Information

Primary Address: 2341 GLENMARY AVE, LOUISVILLE, KY 40204
Primary Parcel Id: 075H00070000
Project Description: An after-the-fact certificate of appropriateness for window replacements in the Cherokee Triangle historic preservation district.
Project Name: Cherokee Triangle Windows Retroactive

GENERAL INFORMATION

Acres	0.22
Dwelling Units	1
Historic Preservation District	CHEROKEE TRIANGLE
New Building Square Feet	0
Number of Meeting Notification Postcards	0
Project Cost	27000
PVA Assessed Value	352230
Rooms	0

GIS INFORMATION

Council District	8
Current Subdivision Name	GLENMARY SUBDIVISON
Fire Protection District	CITY OF LOUISVILLE
Form District	TRADITIONAL NEIGHBORHOOD
Historic Site	HOUSE #EL#
Municipality	LOUISVILLE
National Register District	CHEROKEE TRIANGLE

Overlay District	NONE
Plan Certain	NONE
Plat Book - Page	02-322
System Development District	NO
Zoning Code	R7

Owner Information

Name: OHEARN, NANCY
Address: 1737 FLEMING RD, LOUISVILLE, KY 40205-2417

Contact Information

Type: Applicant
Name: Neca Hudgins
Address:

Phone: 5027733907
Email: neca227@gmail.com

Owner Certification Statement

Application Submitted By:

hereby certify that I am the owner of property subject of this application, or that I am authorized to submit this application on behalf of the owner(s) of the property. I understand that knowingly providing false information on this application may result in any action taken hereon being declared null and void. I further understand that pursuant to KRS 523.010, et seq. knowingly making a material false statement, or otherwise providing false information with the intent to mislead a public servant in the performance of his/her duty is punishable as a Class B misdemeanor.



Landmarks, Certificate of Appropriateness, & Overlay District Permit Application

Louisville Metro Planning & Design Services

Case No: **22-COA-0165**

Intake Staff: **EL**

Date: **7/15/22**

Fee: _____

STAFF USE ONLY ABOVE THIS LINE

Applications are due on Fridays at 5:00 p.m. Once complete, please bring the application and supporting documentation to: Planning and Design Services, located at 444 South 5th Street, Suite 300. For more information, call (502) 574-6230 or visit <https://louisvilleky.gov/government/planning-design/>

Project Information:

Some of the property information below can be found on the Parcel Report via the LOJIC Online Maptool: <https://www.lovic.org/lovic-online>. *Note*

For detailed definitions of Certificate of Appropriateness and Overlay District Permits, see page 3 of this application

Certificate of Appropriateness:

- | | | | |
|--------------------------------------|---|---|--|
| <input type="checkbox"/> Butchertown | <input type="checkbox"/> Clifton | <input checked="" type="checkbox"/> Cherokee Triangle | <input type="checkbox"/> Individual Landmark |
| <input type="checkbox"/> Limerick | <input type="checkbox"/> Old Louisville | <input type="checkbox"/> Parkland Business | <input type="checkbox"/> West Main Street |

Overlay District Permit:

- | | |
|--|---|
| <input type="checkbox"/> Bardstown-Baxter Ave Overlay (BRO) | <input type="checkbox"/> Downtown Development Review Overlay (DDRO) |
| <input type="checkbox"/> NuLu Review Overlay District (NROD) | |

Project Name: **2341 Glenmary Project**

Project Address / Parcel ID: **2341 Glenmary Ave 40204 / 075H-0007-0000**

Total Acres: **.25** PVA Assessed Value: **360,000** Project Cost (exterior only): **27,000**

Existing Sq Ft: **2382** New Construction Sq Ft: **0** Height (Ft): _____

Project Description:

→ Use additional sheets if needed

Replaced all exterior windows. Most were nailed shut or broken out.

Contact Information

Print and use a second copy of this page if additional contacts are needed.

Owner:

Name: Nancy OHearn

Company: _____

Address: 1731 Fleming Road

City: Louisville State: KY Zip: 40207

Primary Phone: 502-593-1606

Alternate Phone: 502-773-3907

Email: _____

Applicant / Contact:

Name: Neca Hudgins

Company: Red Door Realty LLC

Address: 6119 Deep Creek Dr

City: Prospect State: KY Zip: 40059

Primary Phone: 502-773-3907

Alternate Phone: _____

Email: neca227@gmail.com

Owner Signature (required):

Nancy OHearn

Certification Statement

A certification statement must be submitted with any application in which the owner(s) of the subject property is (are) a limited liability company, corporation, partnership, association, trustee, etc., or if someone other than the owner(s) of record sign(s) the application.

I, Neca Hudgins, in my capacity as representative, hereby
representative/authorized agent/other

certify Nancy OHearn is (are) the owner(s) of the property which
name of LLC/corporation/partnership/association/etc.

is the subject of this application and that I am authorized to sign this application on behalf of the owner(s).

Signature:

Neca Hudgins

Date:

07/14/22

I understand that knowingly providing false information on this application may result in any action taken hereon being declared null and void. I further understand that pursuant to KRS 523.010, et seq. knowingly making a materially false statement, or otherwise providing false information with the intent to mislead a public servant in the performance of his/her duty is punishable as a Class B misdemeanor.

Checklist

Please submit the completed application along with the following documents



Applications will not be accepted without the following items:

- ☒ **Photos:** Current photographs showing building front, specific project area, and surrounding buildings
- ☒ **Materials Info:** Elevations, pictures, samples, brochures, or other technical data describing materials, such as windows, doors, roofing, fencing, etc. to be used in the renovation or replacement
- ☐ **Site + Project plan:** Required for building additions, new structures, and fencing
 - ✓ **Site Plan:** drawn to scale with dimensions, as applies to the project, indicating property lines, structures, landscaping, fencing, and parking (ask customer service for a "SITE PLAN GUIDE" for reference and instructions).
 - ✓ **Floor Plans:** drawn to scale with dimensions and each room labeled
 - ✓ **Elevations:** (a drawing showing exterior walls) drawn to scale with dimensions.

NOTE: For fencing, only photos/drawings of the proposed fence are required.

Committee Review Only

Committee reviews may be required due to the complexity of the case. The necessity of these items will be determined by staff upon review. Projects requiring committee level review include construction of new buildings, demolition, and projects that vary widely from design guidelines.

- ☐ **11in x 17in Plans:**
 - ✓ Two sets of 11"x17" format site plans drawn to scale with dimensions
 - ✓ Two sets of 11"x17" elevation drawings to scale with dimensions
 - ✓ Two sets of 11"x17" landscaping drawings to scale with dimensions
- ☐ **Mailing Labels:** You are required to notify the OWNERS and RESIDENTS of neighboring properties of this application. If the owner does not occupy the property, you must also send notice addressed to the "current resident" at the property address. You must create mailing labels of 1st tier adjoining property RESIDENTS and OWNERS, and to your Case Manager (ask customer service for a "HOW-TO: USER GUIDE" for step-by-step instructions). Applicant is responsible for mailing.
- ☐ **Copy of Mailing Labels:** Make a copy of the mailing label sheet(s) mentioned above.

Definitions

Certificate of Appropriateness: A project involving physical changes to the exterior of a building, structure, or property designated as a local landmark or located within a local preservation district shall require prior approval in the form of a Certificate of Appropriateness. An approval requires substantial conformance to design guidelines established for each landmark and district. The design guidelines, along with other information regarding local preservation districts, may be found at the website of the Landmarks and Preservation Districts Commission:

<https://louisvilleky.gov/government/planning-design/historic-preservation-landmarks-and-overlay-districts>

Overlay District Permit: A project involving physical changes to the exterior of a building, structure, or property within an overlay district shall require prior approval in the form of an Overlay Permit. An approval requires substantial conformance to design guidelines established for each overlay district. The design guidelines, along with other information regarding overlay districts, may be found at the following website:

<https://louisvilleky.gov/government/planning-design/historic-preservation-landmarks-and-overlay-districts>



877.389.0835
2150 State Route 39
Sugar Creek, OH 44681

YOUR PROFESSIONAL-CLASS PRODUCT

Aspect AP500 Series 501 - Double Hung

QUOTE INFORMATION

Job: Jmctor Int
PO #VICTOR INT
Order #8249177-1
Qty: 3

DETAILS

Aspect Window - AP500 Series

501 - Double Hung

White

Exact Size: 43 3/4" x 61 3/4"

Compound Tension Balance System

Double DualTech Locks

White Hardware

INNERGY Thermal Sash Reinforcement

Roll Form Bottom Screen (White) with BetterVue Screen

Mesh

Top Glass:

ComfortTech DLA

Single Strength Glass

Colonial SDL Grid - 3V x 1H

White SDL Grids

Bottom Glass:


ComfortTech DLA

Single Strength Glass

Sill Extender

INFORMATION AND WARNINGS

SDLs require additional lead time.



SIZING

Opening Width Range: 44" to 44 1/4"
Opening Height Range: 62" to 62 1/4"

Window Size: 43 3/4" x 61 3/4"

Unit Inches: 106

Egress Size: 38 3/4" x 23 3/8"

Egress Square Foot: 6.2950

Egress Meets Criteria: No

Top Sash Size: 39 3/4" x 29 7/16"

Top Glass Size: 38" x 27 11/16" x 3/4"

Top Glass Viewable Size: 37" x 26 11/16"

Bottom Sash Size: 40 3/4" x 30 7/16"

Bottom Glass Size: 39" x 28 11/16" x 3/4"

Bottom Glass Viewable Size: 38" x 27 11/16"

Bottom Screen: 40 3/16" x 30 7/8"

Air/Water/Structural

N/A

Installation Instructions



ENERGY

ENERGY PERFORMANCE RATINGS

U-Factor (U-501-P)

Solar Heat Gain Coefficient

0.27 0.28

ADDITIONAL PERFORMANCE RATINGS

Visible Transmittance

Condensation Resistance

0.52 60.00

ENERGY STAR

Northern/North-Central Regions





ASPECT WINDOWS



— ASPECT™ —
WINDOWS
ENERGY SAVINGS, SIMPLIFIED

Received July 15, 2022

Planning & Design Services

22-COA-0165

THE PROFESSIONAL WAY

ProVia® has developed a competitive position by catering to a niche market that demands a high degree of customization coupled with superior quality. You will find attention to detail is what our customers have come to appreciate and expect from us. We're crafting your products to last a lifetime, and building our company to continue for generations... that's **The Professional Way**.

MULTI TIME

Partner of the
Year Award



90%+

of Windows and Doors
are ENERGY STAR®
Certified

Serving
alongside



DOORS | WINDOWS | SIDING | STONE | ROOFING



6 Facilities in the United States

1,600+

Associates Nationwide

OUR MISSION
TO SERVE
BY CARING FOR
DETAILS
IN WAYS OTHERS WON'T

Doing Business Since

1977

19

Core Values

200+

Metric Tons of CO²
Saved Annually

1,900+

Tons of metals, paper, glass and vinyl
recycled annually at ProVia facilities

Visit provia.com to explore all of our products and options or
download the app.



Received July 15, 2022

Planning & Design Services

22-COA-0165





INDUSTRY ASSOCIATION

ProVia is a proud member of the Window & Door Manufacturers Association, which promotes the standards of excellence in the residential window and door industry, and advances these standards among industry businesses with resources designed to provide greater value for their customers.



ACCREDITATION AND TESTING

ProVia's products are voluntarily third party tested and rated in several energy performance categories through the National Fenestration Rating Council and meet or exceed standards governed by the American Architectural Manufacturers Association.



ENERGY STAR®

ProVia manufactures energy efficient products and exercises environmental stewardship by recycling, reducing pollution emissions and much more. In fact, our company has received repeated awards from the Environmental Protection Agency such as Partner of the Year - Sustained Excellence for outstanding efforts in energy savings.

TABLE OF CONTENTS

Why Choose Vinyl.....	2
Standard Features	3
INNERGY® Thermal Reinforcements	4
Insulation & Weatherstripping.....	5
Screen Options	6
Window Types.....	10
Color Options	15
Hardware Finishes	16
Glass Packages	20
Privacy and Tint Glass Options.....	21
Grid Options	23
Internal Blinds	24
MasterFit™ Trim.....	27
Discover More.....	28

WHY CHOOSE VINYL?

YOUR VERSATILE WINDOW SOLUTION



Aspect™ windows are constructed of SunShield® vinyl, made with a compound proven to perform better than alternative building materials. Vinyl ensures long-lasting color retention and low maintenance, plus the added confidence of a warranty against rotting, cracking, pitting, corroding and peeling. The vinyl is resistant to rot, insect and microbial damage, never requires painting and is easy to clean.

Low Maintenance

Vinyl windows are the low-maintenance choice for residential use.

Superior Weatherability

SunShield vinyl is uniquely formulated to withstand the harsh effects of weather, UV light and southern exposure.

Color Retention

Pharmaceutical-grade compounding and blending systems provide consistency, so you can rely on superior color and weatherability.

Designed to Perform

Industry partnerships and ongoing research into new technologies ensure the vinyl compound exceeds industry standards, outperforms the competition and works together to offer best-in-class technology.

Uncompromising Quality and Performance Testing

SunShield vinyl meets or exceeds the standards for strength and color retention established by the American Architectural Manufacturer's Association (AAMA).

STANDARD FEATURES

WHAT TO EXPECT WITH YOUR ASPECT WINDOW

Aspect windows can be completely customized to fit your exact style. Everything from the window size, color, hardware finishes, glass packages and trim options can be chosen by you.

Design the windows for each room in your house differently, or if you prefer a simple, seamless look, your windows can all be the same. The design options available to you are virtually endless. The features below are standard on all Aspect window styles.

3¼" Frame Depth

SunShield® Vinyl

¾" ComforTech™ DLA for Dual Glaze

1" ComforTech TLA or
TLK for Triple Glaze (Upgrade)

Optimized Wall Placement for Exceptional
Thermal Performance

INNERGY® Thermal Reinforcement
(Double Hung, Slider & Casement)

Accessory Grooves for Interior and Exterior Trim

Welded Frame and Sash Construction

Barrier-Fin and Bulb Seal Weatherstripping

Roll Formed Aluminum Screen Frame with
BetterVue® Fiberglass Mesh



LIFETIME
— LIMITED WARRANTY —

UNDERSTANDING YOUR WINDOW FEATURES

REINFORCEMENT

INNERGY® Thermal Reinforcements

Innergy is the innovative, energy-efficient alternative to aluminum, with added insulating properties making it 700 times better.



As the next-generation of thermal reinforcement for the industry, Innergy is able to deliver a quantum leap above aluminum in how windows perform:

Better Thermal Performance

Up to 700 times better than aluminum in material comparisons.

Better Thermal Break

Impervious to cold or heat.

Better Protection Against Condensation

Helps prevent staining that can occur with metal reinforcements.

Better Impact Testing

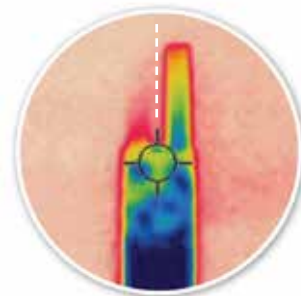
Resistance to impact versus other reinforcement products.

Better Flexibility

Will not permanently set when impacted.



Innergy and Aluminum in a 32 degree ice bath



Infrared analysis shows substantial conductivity in aluminum (shown on the right), and virtually none with Innergy (shown on the left)*

** Photos taken after one hour ice bath*

INSULATION

Neopor® (Optional)

Neopor is a graphite polystyrene rigid foam insulation that gives maximum efficiency and sustainability in building products. It is comprised of many small pockets of air within a polymer matrix containing graphite. The graphite reflects radiant heat energy like a mirror, increasing the material's resistance to the flow of heat, or R-value.

ProVia® uses Neopor insulation in certain vinyl extrusion cavities for even greater performance. Therefore, you can rest assured both the window frame and sash, along with the Neopor insulation are effectively regulating the temperature inside your home.



WEATHERSTRIPPING

Weatherstripping is a very important part of preventing air from coming into your home. ProVia's windows have weatherstripping on the frame and sash, ensuring you get a good seal at the important locations where air could pass through.

Bulb Seal



Bulb seals are seamless closed-cell compression seals that prevent water from penetrating the foam cell structure. Its extruded skin provides a unique UV resistant barrier with design features that enhance the weatherstrip's sealing performance.

Barrier-Fin



Seal woven and extruded pile weatherstripping with fin provides a very effective barrier against air, water, dust and noise, sealing against even and uneven surfaces with resistance to abrasion.

TEST SPECIFICATIONS

Aspect Double Hung 44" x 75"



ASTM E 283
0.05 cfm/ft² @ 25 mph



ASTM E 547
7.52 psf



AAMA/WDMA/CSA 101/I.S.2/A440-8 and 11
R-DP50 142 mph

Test data is a result of sizes shown, configurations and lab conditions of a certified independent third party laboratory.

Please reference the Window & Patio Door Technical Specifications Brochure for testing data on other window types.

YOUR SCREEN OPTIONS

STANDARD

Roll-Formed Screen with BetterVue® Fiberglass Mesh

BetterVue screen mesh is very durable and flame retardant, providing an enhanced view, increased insect protection and improved airflow.

This screen mesh features Phifer's® Water Shed Technology™, which preserves optical clarity by shedding water and resisting dirt and grime. The Water Shed Technology features a hydrophobic coating that will not wash off, which allows the screen to shed water and debris from a rainstorm or garden hose. This means your screen virtually eliminates window panning, a process by which the water fills the open squares in the screen.




OTHER OPTIONS

SeeVue® Stainless Steel Screen Mesh

Much stronger than the standard insect screen, this stainless steel screen is excellent for window applications. It is black coated for improved visibility and allows superior airflow.

Aluminum and Heavy Duty Fiberglass Screen Mesh also available.



Images above are up-close shots of the different types of screen mesh. When viewed from further away, the mesh is not as noticeable.

UPGRADE TO A FLEXSCREEN

Simple Design

PVC coated spring steel frame with no attachment hardware.



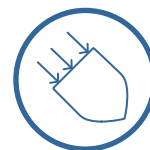
Effortless Installation

Simply hold the screen in your hands, bend the sides in, and fit FlexScreen into your screen pocket.



Damage Resistant

No more bent aluminum frames, scratched paint and broken hardware.




Beautifully Invisible

FlexScreen easily hides in the window screen pocket, drastically improving sight lines.



Available with BetterVue or Heavy Duty Fiberglass Mesh. *Lifetime Limited Warranty.*







CHOOSE YOUR WINDOW TYPE

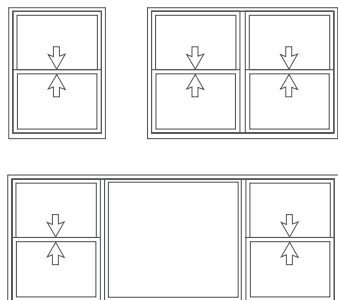
DOUBLE HUNG



Double hung windows are ideal in every room of the house since they are easy to open and clean. Both sash tilt inward, while the screen stays in place. Put two or more double hung windows in a row to create an aesthetically appealing look.

Features

- Roller-Tilt® Balance System
- Exterior Glazing
- Cove Sash Profile
- Triple Weatherstripping
- Two Surface Mounted Sculptured Sweep Locks and Tilt Latches
- Dual Vent Locks
- INNERGY® Thermal Sash Interlock Reinforcements



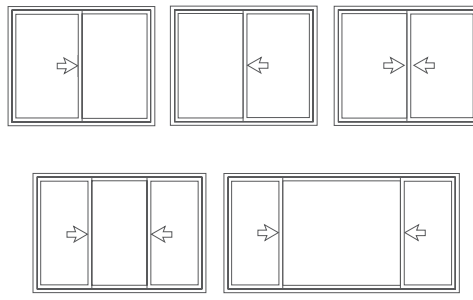
SLIDER



Slider windows are another classic found in many homes. These windows work well above the kitchen sink or in any room where ventilation is important. Slider windows work great by themselves or paired with picture windows.

Features

- Brass Rollers
- Exterior Glazing
- Cove Sash Profile
- Dual Weatherstripping
- Two Surface Mounted Sculptured Sweep Locks
- INNERGY® Thermal Sash Interlock Reinforcements
- Vent Lock
- Anchor Stops (standard on 3-Lite Sliders)



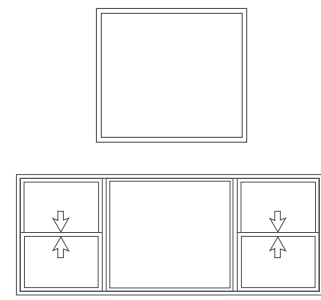
PICTURE



Picture windows are perfect for any room with a view. They help capture the beauty that surrounds your home, while complementing other windows. Pair several picture windows together to bring in the beauty of the outdoors.

Features

- Fully Welded Frame
- Direct Set Glass
- Interior Glazing
- Sloped Sill




CASEMENT & AWNING



Casement and awning windows add style and flair to your home, allowing the perfect amount of ventilation desired. Group casement and awning styles together to create a beautiful wall of operational windows.

Features

- Exterior Glazing
- Casement Corner Drive System on Units 56¼" Tall and Taller (and 24" and wider)
- Multi-Point Locking Hardware
- Stainless Steel Hardware Package (Optional)
- Washability Hinge (Casement)
- Quick-Release Dual Arm Operator (Awning)
- INNERGY® Thermal Frame Reinforcements
- Optional Simulated Double Hung Meeting Rail (Casement)
- Fold-Away Handle



Received July 15, 2022

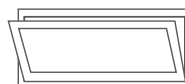
HOPPER




The hopper window is perfect for a basement, bathroom or laundry room, giving you adequate ventilation and natural light. These windows help add curb appeal to your home, providing light in a space that may otherwise be very dark.

Features

- Interior and Exterior Accessory Grooves
- Durable Top Mounting Lock and Hinge
- Insulated Panel Option Available to Mull to a Hopper Window
- Dryer Vent Not Included. Must be Installed Separately
- Hopper Window and Insulated Panel Available in White Only




ARCHITECTURAL SHAPES



Architectural shapes will complement your home's unique style, while allowing more natural light to brighten up your space. Shaped windows look great above other styles of windows or they can easily accent a patio door.

Features

- Fully Welded Frame
- Direct Set Glass
- Interior Glazed
- Wide Range of Shapes Available
- Optional Operating Octagon Shaped Window
- Single Hung Circle Top Window



GARDEN



The garden window looks great in a kitchen, bathroom or den, providing a perfect place for decorative accents or foliage and herbs. This unique window style not only allows more light in, but also helps open up your room.

Features

Top Sloped Tempered Insulated Glass

Completely Assembled with Unfinished 1¼" Oak Veneer Head, Jamb & Seat Board

White and Beige Laminate Head, Jamb and Seat Board Available as an Upgrade

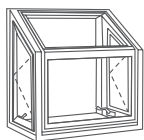
Snap-In Corner Slope Closure Profile
Seals Tight

Twin Sealing, Fully Screened Operating Casements with Exterior Glazing

Easy Access Dual-Point Locking Operator

Fold-Away Handle

Fiberglass FlexScreen®



BAY & BOW



Bay and bow windows look amazing in a living room or master suite, giving you the versatility to choose a combination of picture, double hung or casement windows. The seat on a Bay or Bow window is a great place to sit and read or just enjoy the view.

Features

Bay: 3-Lite Unit with 2 Operable Windows with Screens

Bow: 3, 4, 5 or 6-Lite Units with 2 Operable Windows with Screens

Roof Kits Available in wood, painted aluminum and copper.



Bay Window - Hip Style Roof



Bow Window - Hip Style Roof










CHOOSE YOUR COLOR



TUFTEX Smooth Cladding Colors

Aluminum trim coil with mar-resistant smooth finish



Garden windows available in White and Beige.
Hopper windows available in White.

Always refer to our color selector for accurate color representation.

SELECT YOUR HARDWARE FINISH

Double Hung and Slider

Standard Finishes



White



Beige



Sandstone

Optional Decorative Finishes with DualTech™ Integrated Tilt Latches



Antique Brass



Satin Nickel



Flat Bronze

Casement and Awning

Standard Finishes



White



Beige



Sandstone

Optional Decorative Finishes



Antique Brass




Satin Nickel



Flat Bronze

Upgrade to Optional Lock-Out Crank Handle

The lock-out feature prevents the handle from closing prematurely while operating the window. The handle can be easily put in the closed position by engaging the lever on the back (as pictured below).



White, beige or sandstone interior windows come standard with matching hardware. Upgrade to one of the beautiful decorative finishes on any window, enhancing the overall beauty of your room.



ENERGY SAVINGS, SIMPLIFIED

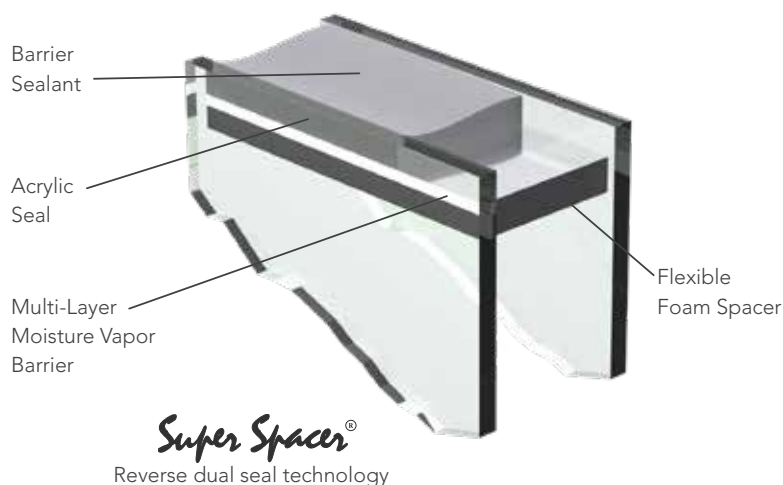




WHICH GLASS PACKAGE IS RIGHT FOR YOU?

FEATURING COMFORTECH™ WARM EDGE GLAZING SYSTEM

Most of your new window is glass. That's why we use the ComforTech Warm Edge Glazing System featuring Super Spacer® on all Aspect™ windows. This gives you reduced heat loss, warmer glass temperature and reduced interior condensation. All ComforTech products have passed stringent testing and are IG Certified to ensure seals are durable and will not leak.



The No-Metal Advantage

Thermal efficiency through no presence of conductive metals.



Mylar 10-Layer Vapor Barrier

Moisture is kept out, gas is kept in and conductivity is virtually nonexistent.



Lasting Appearance

Stands up to the natural bending and bowing from temperature changes, barometric pressure and wind load.



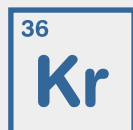
Enhanced Noise Reduction

Excellent sound dampening properties reduce outside noise, even in industrial environments.

WHAT'S THE DIFFERENCE?

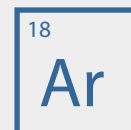
Krypton Gas

Inert to glass coatings, heat and spacers, krypton gas has the lowest conductivity of any gas used and raises the inner glazing temperature. This gas performs well in small chambers, making it the best choice for triple-glazed glass packages.



Argon Gas

Chemically inert to UV radiation, argon gas insulates better than air. It is sunlight stable, non-corrosive and non-toxic, making it the best choice for double-glazed glass packages.

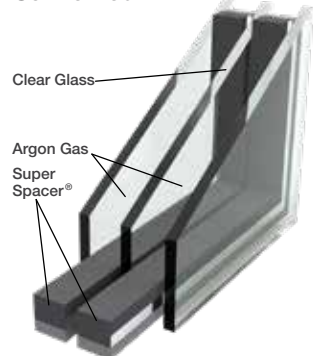


ComforTech™ TLK



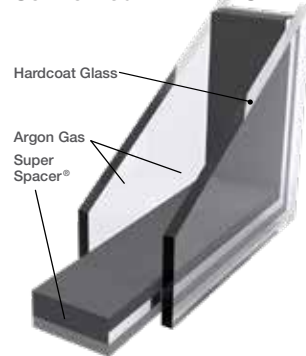
R-Value of 10

ComforTech™ TLA



R-Value of 7

ComforTech™ DLA-HC



R-Value of 5

ComforTech™ DLA



R-Value of 4

ADD EXTRA PRIVACY AND TINT TO YOUR WINDOW

Privacy Options

Choose from five different types of glass if you need light to filter in, yet want to maintain privacy. These glass styles look great in rooms where privacy is important. Regardless of where it is used, privacy glass reduces the likelihood of needing extra window coverings.



CHINCHILLA



TAFFETA



WATERFALL



GLUECHIP



OBSCURE PEBBLE

Actual privacy levels will vary depending on your distance from the glass and also the amount of light in the room in comparison to the light outside your home. For extra privacy, choose two panes of privacy glass, rather than just one.

Tint Options

Tinted glass can help reduce UV transmittance, solar heat gain and glare. Tinted glass options can give a room a whole new look, providing its own unique set of benefits. Be sure to choose the right one for your home.



Clear Glass



Bronze

High visible light transmittance
Warm glow to interior décors
Complements brick and stone
Ultraviolet light protection



Green

Subdues interior brightness
High visible light transmittance



Gray

Excellent glare control
Exceptional protection against interior fabric and color fading
Ultraviolet light protection



Blue

Low shading coefficient
High visible light transmittance
Solar performance (reduces solar heat gain)



STYLE YOUR WINDOW WITH GRIDS

The style of grids you choose can make a big impact on your home's appearance. Grids look great on the front side of a house or in accent windows throughout the home. You can choose from internal or external grids and several grid patterns including Cottage, Colonial and Prairie styles.



External Grids

Simulated Divided Lites (SDL)
Grids are applied to the glass on both the interior and exterior of the window.

Internal Grids

If you want grids, but prefer not to clean around them, opt for internal grids so you get the same look and feel, without the hassle.

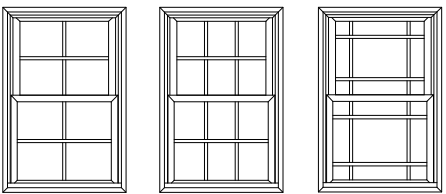


Contoured

Flat

Pencil
Available in Satin
Nickel, Brass and
Bronze

V-Groove
Available in 3/8" or 1/4"



Cottage

Colonial

Prairie

Line art drawings show a small sample of the grid patterns available.

Triple Glazed Glass

Internal grids with triple glazed glass are placed between two glass panes with the added efficiency of a third pane.

Double Glazed Glass

Internal grids with double glazed glass are placed between two panes of glass.

ADD INTERNAL BLINDS

If cleaning dusty blinds makes you cringe, be sure to add internal blinds to your windows. These blinds are made with sturdy aluminum and are custom-fit to the exact dimensions of each window.

Internal blinds work great in all bedrooms and bathrooms in the house. Blinds can be lifted up to allow maximum light in or they can be tilted to keep some light out and to maintain privacy.

Complement the interior of your home with white blinds.

WHITE

Blinds can be added to Double Hung, Casement, Awning, Picture and Slider windows.

Blind slats are ½" wide.

*Internal Blinds come with a **10-year Limited Warranty**.*

Allow for additional lead time on your window order.

Blinds and grids not available together.



Blind operator as
viewed from the
interior of the home





FINISH YOUR WINDOW WITH MASTERFIT™ TRIM

Add the finishing touch to the interior of your windows with the MasterFit trim system, complete with assembled frame extensions that interlock with mortise and tenon casing. The MasterFit trim system guarantees a precise, custom-fit and long-lasting factory applied finish.

See the *Special Order Casing Guide* for more casing profile options.

Profile Options



2 1/2" Modern Profile 2 1/2" Colonial Profile 3 1/2" Colonial Profile 3 1/2" Flat

Additional Trim Options



Traditional Interior Stop
1 1/2" W x 1/2" H

Jamb Extension
2 1/2", 4 1/2", or 5 1/2" W x 3/4" H

Stool
4" or 6" W x 1" H

Shoemold Interior Stop
3/4" W x 1/2" H

Rosette
3 7/8"

Stain Finishes

Oak



Cherry



Maple



Paint Finishes

Poplar



Mitered casing with high quality mortise and tenon corner locking system ensures strength and durability.

DISCOVER MORE

WEBSITE

ProVia.com makes it easy to explore and compare numerous door, window, siding, stone or roofing options in a straightforward, interactive way. Configure a door or window, visualize products on your home, explore color palettes, and learn about different architectural styles—all from our innovative Design Center. Save your favorite products, colors, photos or ideas throughout the site into your own ProVia portfolio for reference any time and share them across your favorite social media platforms. ▶

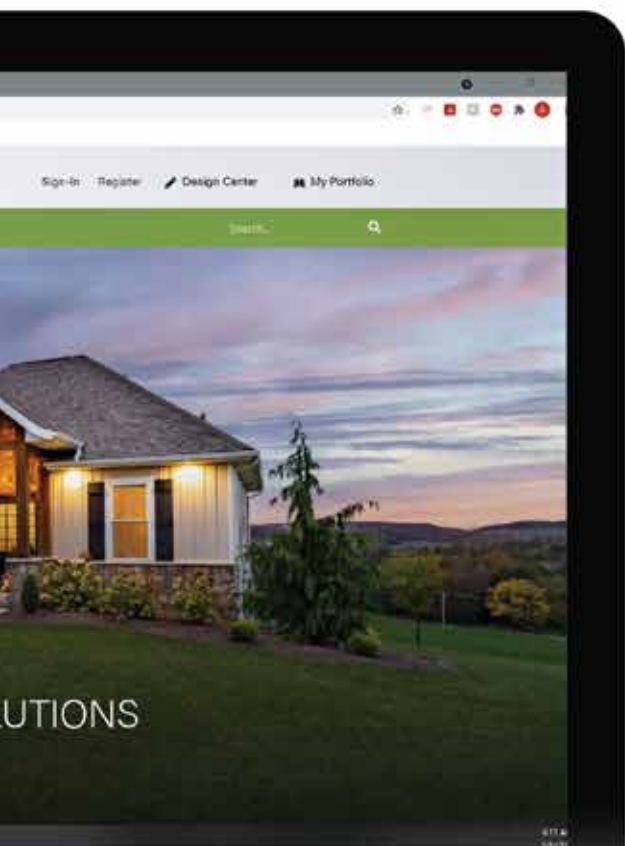
VISUALIZER

Let your imagination run free with this exterior home design tool. Select from a library of existing home styles or upload a photo of your own home.

In a few easy steps, update your siding color, add stone or metal roofing, configure windows, or create a one-of-a-kind entry door system.

Looking for professionally inspired color and product palettes? Apply one of our pre-selected Designer Collections to create a curb-appealing look. ▽





APP

Use the ProVia app to configure doors and windows or select from an extensive collection of vinyl siding, manufactured stone and metal roofing styles.

FEATURES

Door and Window Configuration

Vinyl Siding Profiles, Colors and Accessory Accents

Manufactured Stone Styles, Color Palettes and Grout Options

Metal Roofing Profiles, Trims and Colors

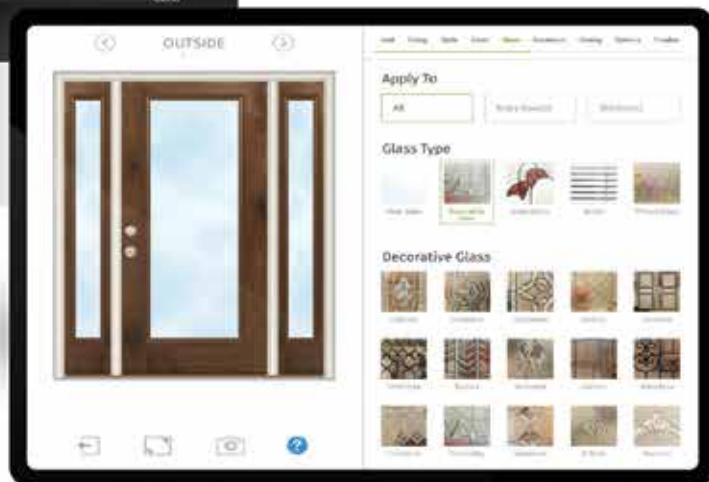
Videos, Photo Galleries and Catalogs

ProVia Dealer Locator



SOCIAL MEDIA

We love seeing how you apply our products to your home. Please share your photos with us.





"To serve, by caring for details in ways others won't." It's not just our mission, but a way of letting our light shine every day at ProVia®. We continually strive to put these words into action by providing unmatched quality and service. The P-icon symbolizes each employee's commitment to devoting the utmost care, pride and quality into each building product we manufacture...it's The Professional Way.



At ProVia, we manufacture energy efficient products and exercise corporate environmental stewardship by recycling, reducing pollution emissions and much more. In fact, our company has received repeated awards from the Environmental Protection Agency such as Partner of the Year - Sustained Excellence for outstanding efforts in energy savings.



© 2021 ProVia
P-MK-02700-22 | 11/21

Distributed by:







