

O-336-21


**NEIGHBORHOOD DEVELOPMENT FUND
Not-for-Profit Transmittal and Approval Form**

Applicant/Program: South Louisville Community Ministries, Inc / Taste of South Louisville
Applicant Requested Amount: \$9,500
Appropriation Request Amount: ~~\$2,000~~ \$6,500

Executive Summary of Request
Taste of South Louisville fundraiser will be held August 7, 2021 from 6-8:30pm at Churchill Downs Millionaire's Row. Proceeds go directly to SLCM's programming including food pantry, daily hot meals delivery homebound seniors, eviction/homelessness prevention, utility assistance, medication assistance, and connections to other services.

Is this program/project a fundraiser? Yes No
Is this applicant a faith based organization? Yes No
Does this application include funding for sub-grantee(s)? Yes No

I have reviewed the attached Neighborhood Development Fund Application and have found it complete and within Metro Council guidelines and request approval of funding in the following amount(s). I have read the organization's statement of public purpose to be furthered by the funds requested and I agree that the public purpose is legitimate. I have also completed the disclosure section below, if required.

21 District #  Primary Sponsor Signature \$2,000 Amount 7/16/2021 Date

Primary Sponsor Disclosure
List below any personal or business relationship you, your family or your legislative assistant have with this organization, its volunteers, its employees or members of its board of directors.
Councilwoman Nicole George is a board member of SLCM.

Approved by:

Appropriations Committee Chairman Date
Final Appropriations Amount: _____

sh

Applicant/Program:

South Louisville Community Ministries, Inc / Taste of South Louisville

Additional Disclosure and Signatures

Additional Council Office Disclosure

List below any personal or business relationship you, your family or your legislative assistant have with this organization, its volunteers, its employees or members of its board of directors.

Council Member Signature and Amount

District 1	_____	\$ _____
District 2	_____	\$ _____
District 3	_____	\$ _____
District 4	_____	\$ _____
District 5	_____	\$ _____
District 6	_____	\$ _____
District 7	_____	\$ _____
District 8	_____	\$ _____
District 9	_____	\$ _____
District 10	_____	\$ 500
District 11	_____	\$ _____
District 12	_____	\$ 1,000
District 13	_____	\$ 1,000
District 14	_____	\$ _____
District 15	_____	\$ 2,000

Applicant/Program:

South Louisville Community Ministries, Inc / Taste of South Louisville

Additional Disclosure and Signatures

Additional Council Office Disclosure

List below any personal or business relationship you, your family or your legislative assistant have with this organization, its volunteers, its employees or members of its board of directors.

District 16 _____ \$ _____

District 17 _____ \$ _____

District 18 _____ \$ _____

District 19 _____ \$ _____

District 20 _____ \$ _____

District 21 _____ \$ _____

District 22 _____ \$ _____

District 23 _____ \$ _____

District 24 _____ \$ _____

District 25 _____ \$ _____

District 26 _____ \$ _____

**LOUISVILLE METRO COUNCIL
NEIGHBORHOOD DEVELOPMENT FUND APPLICATION**

Legal Name of Applicant Organization South Louisville Community Ministries, Inc

Program Name and Request Amount Taste of South Louisville \$9,500

	Yes/No/NA
Is the NDF Transmittal Sheet Signed by all Council Member(s) Appropriating Funding?	<input type="text" value="Yes"/>
Is the funding proposed by Council Member(s) less than or equal to the request amount?	<input type="text" value="Yes"/>
Is the proposed public purpose of the program viable and well-documented?	<input type="text" value="Yes"/>
Will all of the funding go to programs specific to Louisville/Jefferson County?	<input type="text" value="Yes"/>
Has Council or Staff relationship to the Agency been adequately disclosed on the cover sheet?	<input type="text" value="Yes"/>
Has prior Metro Funds committed/granted been disclosed?	<input type="text" value="Yes"/>
Is the application properly signed and dated by authorized signatory?	<input type="text" value="Yes"/>
Is proof of Tax Exempt status of 501(c) 3, 4, 6, 19, 1120-H included?	<input type="text" value="Yes"/>
If Metro funding is for a separate taxing district is the funding appropriated for a program outside the legal responsibility of that taxing district?	<input type="text" value="N/A"/>
Is the entity in good standing with: <ul style="list-style-type: none"> ▶ Kentucky Secretary of State? ▶ Louisville Metro Revenue Commission? ▶ Louisville Metro Government? ▶ Internal Revenue Service? ▶ Louisville Metro Human Relations Commission? 	<input type="text" value="Yes"/>
Is the current Fiscal Year Budget included?	<input type="text" value="Yes"/>
Is the entity's board member list (with term length/term limits) included?	<input type="text" value="Yes"/>
Is recommended funding less than 33% of total agency operating budget?	<input type="text" value="Yes"/>
Does the application budget reflect only the revenue and expenses of the project/program?	<input type="text" value="Yes"/>
Is the cost estimate(s) from proposed vendor (if request is for capital expense) included?	<input type="text" value="N/A"/>
Is the most recent annual audit (if required by organization) included?	<input type="text" value="Yes"/>
Is a copy of Signed Lease (if rent costs are requested) included?	<input type="text" value="N/A"/>
Is the Supplemental Questionnaire for churches/religious organizations (if requesting organization is faith-based) included?	<input type="text" value="Yes"/>
Are the Articles of Incorporation of the Agency included?	<input type="text" value="Yes"/>
Is the IRS Form W-9 included?	<input type="text" value="Yes"/>
Is the IRS Form 990 included?	<input type="text" value="Yes"/>
Are the evaluation forms (if program participants are given evaluation forms) included?	<input type="text" value="N/A"/>
Affirmative Action/Equal Employment Opportunity plan and/or policy statement included (if required to do so)?	<input type="text" value="N/A"/>
Has the Agency agreed to participate in the BBB Charity review program? If so, has the applicant met the BBB Charity Review Standards?	<input type="text" value="Yes"/>

Prepared by: **Rachel Roarx, District 21 Legislative Aide** Date: 7/16/2021

LOUISVILLE METRO COUNCIL NEIGHBORHOOD DEVELOPMENT FUND APPLICATION

SECTION 1 – APPLICANT INFORMATION			
Legal Name of Applicant Organization: <i>(as listed on: http://www.sos.ky.gov/business/records)</i> South Louisville Community Ministries, Inc			
Main Office Street & Mailing Address: 415 1/2 West Ashland Avenue, 40214			
Website: www.slcm.org			
Applicant Contact:	Clare Rutz Wallace	Title:	Executive Director
Phone:	(502) 361-7763	Email:	clarewallace@slcm.org
Financial Contact:	Kate Husk	Title:	Assistant Director
Phone:	(502) 361-7763	Email:	katehusk@slcm.org
Organization's Representative who attended NDF Training: Clare Rutz Wallace or Kate Husk			
GEOGRAPHICAL AREA(S) WHERE PROGRAM ACTIVITIES ARE (WILL BE) PROVIDED			
Program Facility Location(s):	415 1/2 West Ashland Ave		
Council District(s):	6,12,13,15,21,25	Zip Code(s):	40208,09,14,15,19, 40118
SECTION 2 – PROGRAM REQUEST & FINANCIAL INFORMATION			
PROGRAM/PROJECT NAME: Taste of South Louisville			
Total Request: (\$)	\$ 9,500.00	Total Metro Award (this program) in previous year: (\$)	\$ 3,650.00
Purpose of Request (check all that apply):			
<input checked="" type="checkbox"/> Operating Funds (generally cannot exceed 33% of agency's total operating budget) <input checked="" type="checkbox"/> Programming/services/events for direct benefit to community or qualified individuals <input type="checkbox"/> Capital Project of the organization (equipment, furnishing, building, etc)			
The Following are Required Attachments:			
<input checked="" type="checkbox"/> IRS Exempt Status Determination Letter <input checked="" type="checkbox"/> Current year projected budget <input checked="" type="checkbox"/> Current financial statement <input checked="" type="checkbox"/> Most recent IRS Form 990 or 1120-H <input checked="" type="checkbox"/> Articles of Incorporation (current & signed) <input type="checkbox"/> Cost estimates from proposed vendor if request is for capital expense		<input type="checkbox"/> Signed lease if rent costs are being requested <input checked="" type="checkbox"/> IRS Form W9 <input type="checkbox"/> Evaluation forms if used in the proposed program <input checked="" type="checkbox"/> Annual audit (if required by organization) <input checked="" type="checkbox"/> Faith Based Organization Certification Form, if applicable	
For the current fiscal year ending June 30, list all funds appropriated and/or received from Louisville Metro Government for this or any other program or expense, including funds received through Metro Federal Grants, from any department or Metro Council Appropriation (Neighborhood Development Funds). Attach additional sheet if necessary.			
Source:	Metro Council EAF	Amount: (\$)	\$ 181,600.00
Source:	Office of Globalization	Amount: (\$)	\$ 26,551.70
Source:	Metro Covid Relief	Amount: (\$)	\$ 100,000.00
Has the applicant contacted the BBB Charity Review for participation? <input checked="" type="checkbox"/> Yes <input type="checkbox"/> No Has the applicant met the BBB Charity Review Standards? <input checked="" type="checkbox"/> Yes <input type="checkbox"/> No			

LOUISVILLE METRO COUNCIL NEIGHBORHOOD DEVELOPMENT FUND APPLICATION

SECTION 3 – AGENCY DETAILS

Describe Agency's Vision, Mission and Services:

SLCM Mission: To empower our neighbors to move toward stability and self-sufficiency. We do this by demonstrating respectful compassion; faithful stewardship; and providing the following programs:

Emergency Assistance - SLCM provides assistance to individuals who are facing crisis to help ease a significant burden that is preventing them from being happy, healthy, and safe. This includes payments for housing, utilities, and prescriptions, and managing a Dare to Care Food Pantry and Meals on Wheels routes. SLCM also provides household items such as diapers, toiletries, and cleaning products.

Referral Services and Connecting Resources - SLCM builds and maintains partnerships with other local agencies and community services as they help meet the ongoing needs of neighbors. SLCM collects relevant and timely information about available resources and programs while connecting individuals with opportunities that fit their specific needs. We assist in making the connection by hosting programs, helping with transportation and language barriers, and providing information about eligibility requirements and other important details. The referrals we provide are for financial literacy, job training, computer and internet access, legal aid, free clothing and furniture, government programs, temporary housing, healthcare information, support during the holidays, free family-learning activities, and much more.

Coaching and Case Management - SLCM serves as an advocate for our neighbors through relationship and compassion. Volunteers and staff listen to clients and help them on their way to self-identified goals through coaching which includes support with finding employment, setting up counseling appointments, following through with referrals, and marking progress toward goals. Every individual is provided with a different set of tools and timeline for their own journey towards a happy, healthy, and safe home.

The impact of our services changes the lives of families in crisis. Last year, SLCM supplied over 3000 food orders. Our weekly produce each Wednesday provides fresh produce to 40 families along with educational/learning opportunities about healthy eating and household management resources. We delivered senior commodities packages totaling 276 orders for the year. The Meals-On-Wheels program delivered 13,453 hot meals to 97 homebound seniors this past year.

Last year, SLCM also:

- helped 550 families ensure stable housing and prevent homelessness through financial aid,
- provided essential baby supplies to 190 households,
- prevented unsafe conditions in 613 households by providing financial assistance for water and gas/electric to avoid disconnection,
- provided 127 individuals with vital medication including insulin and cholesterol medication, and

South Louisville Community Ministries supports families to stabilize their crisis situation while seeking employment, establishing benefits or recovering from a major life event.

LOUISVILLE METRO COUNCIL NEIGHBORHOOD DEVELOPMENT FUND APPLICATION

SECTION 4 - BOARD OF DIRECTORS AND PAID STAFF

Board Member	Term End Date
Michael Chinigo, President	06/30/2022
Jeffrey Oeswein, Vice-President	06/30/2022
Terry Conway, Secretary	06/30/2022
Theresa Batliner, Treasurer	06/30/2022
Nicole George	06/30/2021
Drew Tucker	06/30/2022
Joyce Whalin	06/30/2021
Rev. Dr. James Dewey	06/30/2022
Shane Fitzgerald	06/30/2022
Kathryn Matheny	06/30/2021
Joseph Twagilimana	06/30/2022

Describe the Board term limit policy:

Officers-The officers shall serve for a one year term of office or until their successor shall have been elected and installed. No officer may serve more than three (3) consecutive years in any given office. (Bylaws, Article VIII, Section 6)

Board Member at Large-Each director shall serve for a two year term or until her or his successor shall be elected. No director shall serve more than two consecutive terms, provided that a director may return to board membership following a two year rest from membership. (Bylaws, Article VII Section 3)

Three Highest Paid Staff Names	Annual Salary
Clare Rutz Wallace	\$ 60,000.00
Kate Husk	\$ 52,000.00
Rebecca Lumbrix and Jerry Englehart	\$ 35,000.00

LOUISVILLE METRO COUNCIL NEIGHBORHOOD DEVELOPMENT FUND APPLICATION

SECTION 5 – PROGRAM/PROJECT NARRATIVE

A: Describe the program/project start and end dates, a description of the program/project and applicable data with regards to specific client population the program will address (attach related flyers, planning minutes, designs, event permits, proposals for services/goods, etc.):

This funding request is for the Annual Taste of South Louisville. This event showcases the local and international cuisine of our diverse area all in the name of neighbors helping neighbors. More than 20 restaurants will serve 750 people tastes from around the world in Churchill Down's beautiful Millionaire's Row.

The purpose of this event is to raise funds to support the ministries work of supporting neighbors during times of crisis, providing compassionate advocacy, emergency financial services, and extensive programming to prevent food insecurity in the South End.

Taste of South Louisville is August 7, 2021 6pm-8:30pm

B: Describe specifically how the funding will be spent including identification of funding to sub grantee(s):

Taste of South Louisville: Cover cost of our contributions (excluding rent of the venue) such as cost of AV rentals, stipends to restaurants, marketing, and event signage and printed materials.

As we work to increase capacity, it is imperative that we have updated, relevant marketing. With your help we would be able to launch our re-branding campaign at the Taste of South Louisville. We are currently working with Kertis Creative on this campaign and developing new logo, materials and mission-focused content.

LOUISVILLE METRO COUNCIL NEIGHBORHOOD DEVELOPMENT FUND APPLICATION

C: If this request is a fundraiser, please detail how the proceeds will be spent:

All proceeds made from the annual Taste of South Louisville will go directly to SLCM's programming. SLCM provides nutritional food from our pantry, delivers hot meals to homebound seniors daily, prevents eviction/homelessness by providing financial assistance for housing, eliminates families living in dangerous housing conditions by assisting with utilities to avoid disconnection, helps with purchasing life-saving medication and connects individuals and families with additional community services to address their challenges in a holistic manner.

D: For Expenditure Reimbursement Only – The grant award period begins with the Metro Council approval date and ends on June 30 of Metro fiscal year in which the grant is approved. If any part of this funding request is for funds to be spent before the grant award period, identify the applicable circumstances:

- The funding request is a reimbursement of the following expenditures that will probably be incurred after the application date, but prior to the execution of the grant agreement:

- ✓ If selecting this option, the invoice, receipt and payment documentation should not be available as of the date of this application.

The Grantee will be required to submit financial reporting in accordance with the reporting schedule provided in the grant agreement.

- Reimbursements should not be made before application date unless an emergency can be demonstrated by the primary council sponsor. The funding request is a reimbursement of the following expenditures (attach invoices or proof of payment):

- ✓ Attach a copy of invoices and/or receipts to provide proof of purchase of activities associated with the work plan identified in this application.
✓ Attach a copy of cancelled checks to provide proof of payment of the invoices or receipts associated with the work plan identified in this application.

LOUISVILLE METRO COUNCIL NEIGHBORHOOD DEVELOPMENT FUND APPLICATION

E: Describe the program's benefits to those being served (measurable outcomes). Include the program's process for collecting data and the indicators that will be tracked to measure the benefits to those being served:

SLCM conducts a thorough client satisfaction survey annually. Additionally, for all of our clients that we "coach" through more than one immediate crisis (ie. water is being disconnected), we use the Arizona Self-Sufficiency Matrix to gauge where they start and where they end.

The assistance provided stabilizes families in crisis situations for at least 30 days. We do not contribute funds to outstanding bills unless we are certain it will stabilize the situation for that period of time. Emergency assistance helps avoid eviction from one's home, prevents utilities from being shut-off or disconnected and purchases medication for individual wellness issues. Our utilities assistance prevents 100% of clients from having their services shut off or disconnected. Records are maintained of all checks written on behalf of clients showing how grant funds were allocated.

We would also like to provide a story to demonstrate how our services can help someone out of crisis: "Mary"--the single mother in this story has four children. Her job was completely eliminated due to COVID. She had applied for unemployment in March 2020, was approved and yet did not receive any benefits in the almost three months leading up to our assistance. She was receiving SNAP benefits but rent, LG&E and water had gone completely unpaid in that period of time. On top of her job being eliminated she would be unable to get another job due to the lack of safe childcare. Luckily she had a landlord that was understanding of her situation and allowed her rent due to pile up without a threat of eviction. By pooling resources and partnering with utility companies and funders, SLCM was able to help her with rent, LG&E and water. We even got her a food order to help aid her food budgeting.

F: Briefly describe any existing collaborative relationships the organization has with other community organizations. Describe what those partners are bringing to the relationship in general and to this program/project specifically.

South Louisville Community Ministries has existing collaborative relationship with organizations that support some of the services offered by our agency and to also address needs beyond our programs. This has been critical during the community response to the pandemic. Dare to Care provides food for our food pantry, along with several partners including Peace Catalyst and local churches who provide fresh produce as well. University of Louisville, Mary and Elizabeth Hospital and Metro Senior Nutrition Program/KIPDA supports our Meals-On-Wheels program. Foundation grants assist with medication for low income families. Kosair Charities grant provides baby diapers and other necessary infant supplies. LG&E and Louisville Water Company support assisting families to pay their extreme weather bills.

In addition to these partners, we work with many neighborhood agencies. A few of our major partners are Louisville Metro Senior Nutrition Program, Louisville Rapid Access Network, Sts. Simon and Jude Clothing Closet and Sitio Ministry, Iroquois Library, Americana, Backside Learning Center, Google Applied Digital Skill, and Passport Health Plan.

To foster partnerships, we invite all 50 partners (6 to present), neighborhood resources, community groups, churches, and individual neighbors for SLCM's Annual Meeting. We will work together to address relevant and timely topics that South Louisville is faced with. This includes childhood hunger with a focus around fresh produce and housing stability and preservation.

LOUISVILLE METRO COUNCIL NEIGHBORHOOD DEVELOPMENT FUND APPLICATION

SECTION 6 – PROGRAM/PROJECT BUDGET SUMMARY

THE PROGRAM/PROJECT BUDGET SHOULD REALISTICALLY ESTIMATE WHAT AMOUNT IS NEEDED FROM METRO GOVERNMENT AND WHAT IS EXPECTED FROM OTHER SOURCES.

Program/Project Expenses	Column 1	Column 2	Column (1+2)=3
	Proposed Metro Funds	Non-Metro Funds	Total Funds
A: Personnel Costs Including Benefits			\$ 0.00
B: Rent/Utilities			\$ 0.00
C: Office Supplies			\$ 0.00
D: Telephone			\$ 0.00
E: In-town Travel			\$ 0.00
F: Client Assistance (See Detailed List on Page 8)			\$ 0.00
G: Professional Service Contracts	\$ 1,700.00	\$ 1,300.00	\$ 3,000.00
H: Program Materials			\$ 0.00
I: Community Events & Festivals (See Detailed List on Page 8)	\$ 7,800.00	\$ 2,500.00	\$ 10,300.00
J: Machinery & Equipment			\$ 0.00
K: Capital Project			\$ 0.00
L: Other Expenses (See Detailed List on Page 8)			\$ 0.00
*TOTAL PROGRAM/PROJECT FUNDS	\$ 9,500.00	\$ 3,800.00	\$ 13,300.00
% of Program Budget	71.43%	28.57%	100%

List funding sources for total program/project costs in Column 2, Non-Metro Funds:

Other State, Federal or Local Government	
United Way	
Private Contributions (do not include individual donor names)	\$ 3,800.00
Fees Collected from Program Participants	
Other (please specify)	
Total Revenue for Columns 2 Expenses **	\$ 3,800.00

*Total of Column 1 MUST match "Total Request on Page 1, Section 2"

**Must equal or exceed total in column 2.

LOUISVILLE METRO COUNCIL NEIGHBORHOOD DEVELOPMENT FUND APPLICATION

Detail for Client Assistance, Community Events & Festivals or Other Expenses shown on Page 7 (circle one and use multiple sheets if necessary)	Column 1	Column 2	Column (1 + 2)=3
	Proposed Metro Funds	Non-Metro Funds	Total Funds
Churchill Downs (Labor, AV, supplemental food)	\$ 2,000.00	\$ 300.00	\$ 2,300.00
Printing and Signage for day-of event	\$ 200.00	\$ 100.00	\$ 300.00
Restaurant stipends	\$ 4,500.00		\$ 4,500.00
Restaurant Supplies	\$ 500.00		\$ 500.00
Mailing/Postage	\$ 400.00	\$ 100.00	\$ 500.00
Marketing/Rebranding launch	\$ 200.00		\$ 200.00
Personnel & Contract Services	0	2000	\$ 200 2000
			\$ 0.00
			\$ 0.00
			\$ 0.00
			\$ 0.00
			\$ 0.00
			\$ 0.00
			\$ 0.00
			\$ 0.00
			\$ 0.00
			\$ 0.00
			\$ 0.00
			\$ 0.00
			\$ 0.00
Total	\$ 7,800.00	\$ 500.00	10,300 (circled) \$ 8,300.00

LOUISVILLE METRO COUNCIL NEIGHBORHOOD DEVELOPMENT FUND APPLICATION

Detail of In-Kind Contributions for this PROGRAM only: Includes Volunteers, Space, Utilities, etc. (Include anything not bought with cash revenues of the agency).

Donor*/Type of Contribution	Value of Contribution	Method of Valuation
Churchill Downs room rental	\$ 2,500.00	current rental rates
Volunteer Hours (200 hours @ \$24.69)	\$ 4,938.00	calculated national value
Restaurant food contribution	\$ 1,500.00	donated value of provisions
Total Value of In-Kind (to match Program Budget Line Item. Volunteer Contribution & Other In Kind)	\$ 8,938.00	

*** DONOR INFORMATION REFERS TO WHO MADE THE IN KIND CONTRIBUTION. VOLUNTEERS NEED NOT BE LISTED INDIVIDUALLY, BUT GROUPED TOGETHER ON ONE LINE AS A TOTAL NOTING HOW MANY HOURS PER PERSON PER WEEK**

Agency Fiscal Year Start Date: 07/01/2021

Does your Agency anticipate a significant increase or decrease in your budget from the current fiscal year to the budget projected for next fiscal year? NO YES

If YES, please explain:

During this past year we have received and distributed an extremely substantial amount of direct client assistance funds. These funds we specifically associated with providing help during the COVID pandemic. As we do not expect such substantial COVID-related funding to continue, we expect a decrease in our Emergency Assistance budget in the coming year.

LOUISVILLE METRO COUNCIL NEIGHBORHOOD DEVELOPMENT FUND APPLICATION

SECTION 7 – CERTIFICATIONS & ASSURANCES

By signing Section 7 of the Grant Application, the authorized official signing for the applicant organization certifies and assures to the best of his or her knowledge and/or belief the following Assurances and Certifications. If there is any reason why one or more of the assurances or certifications listed cannot be certified or assured, please explain in writing and attach to this application.

Standard Assurances

1. Applicant understands this application and its attachments as well as any resulting grant agreement, reports and proof of expenditure is subject to Kentucky's open records law.
2. Applicant understands if the grant agreement is not returned to Louisville Metro within 90 days of its mailing to the applicant, the approval is automatically revoked and the funds will not be disbursed to our organization.
3. Applicant and any sub grantee will give Louisville Metro Government access to and the right to examine all paper or electronic records related to the awarded grant for up to five years of the grant agreement date.
4. Applicant assures compliance with the grant requirements and will monitor the performance of any third party (sub-grantee).
5. The Agency is in good standing with the Kentucky Secretary of State, Louisville Metro Government, the Jefferson County Revenue Commission, the Internal Revenue Service, and the Louisville Metro Human Relations Commission.
6. Applicant understands failure to provide the services, programs, or projects included in the agreement will result in funds being withheld or requested to be returned if previously disbursed.
7. Applicant understands they must return to Louisville Metro any unexpended funds by July 31 following the Metro Louisville's fiscal year end.
8. Applicant understands they must provide proof of all expenditures (canceled checks, receipts, paid invoices). The Applicant understands the failure to provide proof of expenditures as required in the grant agreement could result in funding being withheld or request to be returned if previously disbursed.
9. Applicant understands if this application is approved, the grant agreement will identify an award period that begins with the Metro Council approval date, and will end with June 30 of the fiscal year in which the grant is approved. Expenditures associated with this award expected to occur prior to the award period (approval date) must be disclosed in this application in order to be considered compliant with the grant agreement.
10. Applicant understands if we choose to incur expenditures prior to the approval of the application by the Metro Council, there is no guarantee that funding will be reimbursed, as the Council may choose not to award the application.
11. Applicant will establish safeguards to prohibit employees or any person that receives compensation from awarded funds from using their position for a purpose that constitutes or presents the appearance of personal or organizational conflict of interest, or personal gain.

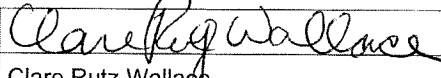
Standard Certifications

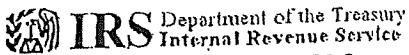
1. The Agency certifies it will not use Louisville Metro Government funds for any religious, political or fraternal Activities.
2. The Agency has a written Affirmative Action/Equal Opportunity Policy.
3. The Agency does not discriminate in employment or in provision of any service/program/activity/event based on age, color, disabled status, national origin, race, religion, sex, gender identity or sexual orientation, or Vietnam era veteran status.
4. The Agency certifies it will not require clients, recipients, or beneficiaries to participate in religious, political, fraternal or like activities in order to receive services/benefits provided with Louisville Metro Government funds.
5. The Agency understands the Americans with Disabilities Act (ADA) and makes reasonable accommodations.

Relationship Disclosure: List below any relationship you or any member of your Board of Directors or employees has with any Councilperson, Councilperson's family, Councilperson's staff or any Louisville Metro Government employee.

SECTION 8 – CERTIFICATIONS & ASSURANCES

I certify under the penalty of law the information in this application (including, without limitation, "Certifications and Assurances") is accurate to the best of my knowledge. I am aware my organization will not be eligible for funding if investigation at any time shows falsification. If falsification is shown after funding has been approved, any allocations already received and expended are subject to be repaid. I further certify that I am legally authorized to sign this application for the applying organization and have initialed each page of the application.

Signature of Legal Signatory:		Date:	06/30/2021
Legal Signatory: (please print):	Clare Rutz Wallace	Title:	Executive Director
Phone:	(502) 361-7763	Extension:	
		Email:	clarewallace@slcm.org



Department of the Treasury
Internal Revenue Service

P.O. Box 2508
Cincinnati OH 45201

In reply refer to: 0248367569
Mar. 20, 2012 LTR 4168C EO
31-0891259 000000 00

00017552
BODC: TE

SOUTH LOUISVILLE COMMUNITY
MINISTRIES INC
4803 SOUTHSIDE DR
LOUISVILLE KY 40214-2111



12242

Employer Identification Number: 31-0891259
Person to Contact: Mrs. Black
Toll Free Telephone Number: 1-877-829-5500

Dear Taxpayer:

This is in response to your Mar. 09, 2012, request for information regarding your tax-exempt status.

Our records indicate that you were recognized as exempt under section 501(c)(3) of the Internal Revenue Code in a determination letter issued in SEPTEMBER 1976.

Our records also indicate that you are not a private foundation within the meaning of section 509(a) of the Code because you are described in section(s) 509(a)(1) and 170(b)(1)(A)(i).

Donors may deduct contributions to you as provided in section 170 of the Code. Bequests, legacies, devises, transfers, or gifts to you or for your use are deductible for Federal estate and gift tax purposes if they meet the applicable provisions of sections 2055, 2106, and 2522 of the Code.

Please refer to our website www.irs.gov/eo for information regarding filing requirements. Specifically, section 6033(j) of the Code provides that failure to file an annual information return for three consecutive years results in revocation of tax-exempt status as of the filing due date of the third return for organizations required to file. We will publish a list of organizations whose tax-exempt status was revoked under section 6033(j) of the Code on our website beginning in early 2011.

	Projected Total 2021-22	Total Pre-Allocated	Difference	EAJ \$198,400	ACM Utilities	Winterhelp	LG&E Pilot Program (\$13,333)	Upl. for MOW (12K)	MOW (\$9,800)	Church Pledges (\$K operating)	Grants	Sponsors (\$13,333)	Fitzgibbon Trust (10K)	Retail	Donations (8k goes to EA)	Organizations (w/o grant agreement)
Executive Director	48920	40,190	6,730	35190							5000					
Assistant Director	40032	40,032	0	40,032												
Financial Assistance Coordinator	27640	27,640	0	27,640												
MOW and Volunteer Coordinator	27640	22,820	4,820	19820				5000	4000							
Food Pantry Coordinator	19320	19,320	0	19,320												
Data Entry Specialist	16800			8290												
Health/Life/Disability	50000	28,333	21,667		9000		1333	7000	1000	5,000	5,000					
Payroll Taxes	65000	0	65,000													
Retirement	5000	0	5,000													
Workers' Compensation	1750	0	1,750													
Payroll Service Fee	3252	2,800	452	2800												
Janitorial Services	7800	0	7,800													
Holiday Bonus	1200	0	1,200													
Accounting - Contractor Labor	8505	6,885	1,620	6885												
TOTAL PERSONNEL	320,559															
Audit Fees	9200	7,830	1,370	7830												
Bank Services Fees	250	0	250													
Office Supplies	2000	0	2,000													
Directors and Officers Insurance	2248	0	2,248													
Copier Expenses	3200	2,500	700	2500												
Carbonite - Cloud Backup	1000	0	1,000													
Janitorial Supplies	1000	0	1,000													
Postage	2500	2,500	0	2000											500	
TOTAL ADMINISTRATIVE	21,398															
Program Equipment	1000	0	1,000													
Background Checks	1250	0	1,250													
Telephone/Internet	4500	3,000	1,500	3000												
Mileage Reimbursement	700	500	200						500							
Rent Assistance	20,000	12,000	8,000													
FX Assistance	5,000	2,000	3,000							12,000						
LG&E Assistance	95,000	95,000	0		48,000	25,000	12,000			2,000					10,000	
Water Assistance	40,000	40,000	0		25,000					15,000						
Infant Supplies	7,500	7,500	0								5000					2,500
Discretionary Client Assistance	50,000	26,200	23,800								8800					5,500
Community Events (incl. Food/Beverages)	1000	0	1,000													
TOTAL PROGRAM	225,540															
Rent/Utilities	18,950	18,000	1,560								10000				8000	
Supplies	600	600	0												600	
Vendor/Taxes	2000	2,000	0												2000	
TOTAL ROSEWATER	221,660															
Dues and Subscriptions	580	0	580													
Volunteer/Partner Appreciation	1000	0	1,000													
TOTAL DEVELOPMENT	1580															
Rent	6600	5,500	1,100	5,500												
Electricity	8900	6,500	2,400	6,500												
General Liability & Building Insurance	4888	4,000	888	4000												
Equipment and Building Repair	1000	0	1,000													
TOTAL BUILDING	21,368															
Marketing - Pinterest/Facebook Ad	1500	1,500	0													
Online Support - Website/Domain/Donorbox/G.L.	800	0	800													1500
Taste of South Louisville	8,500	0	8,500													
Misc. Fundraising Events	1,000	0	1,000													
Families Helping Families	7,000	0	7,000													
TOTAL MARKETING/FUNDRAISING	18,800															
Loan Payments	8000	0	8,000													
TOTAL MISC	8,000															
Total Expenses / Allocations	639,815	425,150	214,665	185,267	82000	25000	13,333	12000	5500	44,000	35000	500	10,000	24000	85000	10,000
Total INCOME	639,233			189,400	82000	25000	13,333	12000	5500	44,000	75000	48000	10000	26000	100000	10000

	Projected Total 2021-22
Executive Director	46920
Assistant Director	40032
Financial Assistance Coordinator	27640
MOW and Volunteer Coordinator	27640
Food Pantry Coordinator	19320
Data Entry Specialist	16500
Health/Life/Disability	50000
Payroll Taxes	65000
Retirement	5000
Workers' Compensation	1750
Payroll Service Fee	3252
Janitorial Services	7800
Holiday Bonus	1200
Accounting - Contractor Labor	8505
TOTAL PERSONNEL	320,559
Audit Fees	9200
Bank Services Fees	250
Office Supplies	2000
Directors and Officers Insurance	2248
Copier Expenses	3200
Carbonite - Cloud Backup	1000
Janitorial Supplies	1000
Postage	2500
TOTAL ADMINISTRATIVE	21398
Program Equipment	1000
Background Checks	1250
Telephone/Internet	4500
Mileage Reimbursement	700
Rent Assistance	20,000
RX Assistance	5,000
LG&E Assistance	95,000
Water Assistance	40,000
Infant Supplies	7,500
Discretionary Client Assistance	50,000
Community Events (incl. Food/Beverages)	1000
TOTAL PROGRAM	225950
Rent/Utilities	19560
Supplies	600
Vendor/Taxes	2000
TOTAL ROSEWATER	22160
Dues and Subscriptions	580

Volunteer/Partner Appreciation	1000
TOTAL DEVELOPMENT	1580
Rent	6600
Electricity	8900
General Liability & Building Insurance	4868
Equipment and Building Repair	1000
TOTAL BUILDING	21368
Marketing - Printing/Video/Facebook Ad	1500
Online Support - Website/Domain/Donorbox/GLL	800
Taste of South Louisville	8,500
Misc. Fundraising Events	1,000
Families Helping Families	7,000
TOTAL MARKETING/FUNDRAISING	18,800
Loan Payments	8000
TOTAL MISC	8,000
Total Expenses / Allocations	639,815
Total INCOME	639,233

South Louisville Community Ministries
Statement of Activities
For the Eleven Months Ending May 31, 2021

	YTD Actual Current Year	Annual Budget	Variance	% of Budget Collected/Spent	YTD Actual Prior Year
Individual Giving	\$ 143,071	\$ 85,000	\$ 58,071	168.32%	\$ 59,461
Business/Corporation Giving	\$ 3,588	\$ 20,000	\$ (16,412)	17.94%	\$ 49,605
Memorial Giving	\$ 50	\$ 0	\$ 50	0.00%	\$ 250
Church Giving	\$ 57,803	\$ 44,000	\$ 13,803	131.37%	\$ 48,876
Fundraising (Net) and Misc. Income	\$ 47,909	\$ 16,500	\$ 31,409	290.36%	\$ 71,225
Grants	\$ 1,641,277	\$ 275,548	\$ 1,365,729	595.64%	\$ 334,757
Rosewater Bookstore	\$ 18,120	\$ 22,000	\$ (3,880)	0.00%	\$ 7,200
Program Pass-Thru: Net Donations/Expense	\$ 24,977	\$ 95,333	\$ (70,356)	0.00%	\$ 87,700
Other Income	\$ 11	\$ -	\$ 11	0.00%	\$ 7
Total Revenue	\$ 1,936,807	\$ 558,381	\$ 1,378,426	346.86%	\$ 659,080
Personnel Expenses	\$ 234,532	\$ 251,927	\$ 17,395	93.10%	\$ 230,628
Professional Fees	\$ 25,278	\$ 23,750	\$ (1,528)	106.43%	\$ 24,107
Supplies/Services	\$ 3,528	\$ 8,800	\$ 5,272	40.09%	\$ 10,971
Telephone	\$ 4,452	\$ 4,000	\$ (452)	111.31%	\$ 3,360
Postage & Shipping	\$ 1,495	\$ 2,500	\$ 1,005	59.79%	\$ 1,164
Occupancy Expenses	\$ 31,123	\$ 34,500	\$ 3,377	90.21%	\$ 31,954
Rentals & Technology	\$ 3,249	\$ 2,800	\$ (449)	116.03%	\$ 3,627
Printing Expenses	\$ 459	\$ 1,500	\$ 1,041	30.60%	\$ 1,012
Travel Expenses	\$ 319	\$ 700	\$ 381	45.60%	\$ 741
Client Services	\$ 1,515,086	\$ 200,400	\$ (1,314,686)	756.03%	\$ 251,516
Dues & Subscriptions	\$ 220	\$ 580	\$ 360	38.00%	\$ 225
Insurance	\$ 5,904	\$ 7,116	\$ 1,212	82.97%	\$ 5,801
Interest	\$ 665	\$ 1,000	\$ 335	66.52%	\$ 1,201
Misc. Expenses	\$ 456	\$ 1,250	\$ 794	36.49%	\$ 85
Depreciation	\$ -	\$ -	\$ -	0.00%	\$ -
Total Expenses	\$ 1,826,767	\$ 540,823	\$ (1,285,944)	337.78%	\$ 566,393
Revenue in Excess (Deficit) of Expenses	\$ 110,040	\$ 17,560	\$ 92,482		\$ 92,688
In Kind Income	\$ -	\$ -	\$ -		\$ -
In Kind Expense	\$ -	\$ -	\$ -		\$ -
Net In-Kind Activity	\$ -	\$ -	\$ -		\$ -
Net Agency Activity	\$ 110,040	\$ 17,560	\$ 92,482		\$ 92,688

Balance Sheet
As of 5/31/2021

So. Louisville Community Ministries (SLC)

	Year to Date	Prior Year to Date
Assets		
Current Assets		
Cash-Republic xx7196	4,772.86	0.00
Cash - Republic Bank Operating	230,508.08	170,662.28
Cash - Emergency Assistanc 769	13,235.26	7,487.71
Cash-Republic Bank-Emer Assistance	85,014.08	33,613.24
Republic Bank-Gaming-xx9574	521.35	521.35
Petty Cash	50.00	50.00
Accounts Receivable	1.48	5.29
Accts Rec Metro MOW	2,727.18	2,265.44
Health Ins-Dependent	5,353.17	3,171.02
G/R CHI MOW Reimbursement	8,000.00	5,000.00
Promises to Give	5,000.00	4,000.00
Prepaid Rent	1,500.00	1,500.00
Total Current Assets:	356,683.46	228,276.33
Other Assets		
Inventory - Books	10,000.00	0.00
Deposits	1,500.00	1,500.00
Total Other Assets:	11,500.00	1,500.00
Fixed Assets		
Furniture & Fixtures	4,046.92	4,046.92
Accum. Depr. - Furn & Fixtures	-8,266.40	-8,232.40
Equipment	4,880.13	4,880.13
Accum. Depr. - Equipment	-3,081.00	-2,463.00
Leasehold Improvements	54,175.32	54,175.32
Accum. Depr. - Leasehold Imprv	-20,664.00	-17,052.00
Total Fixed Assets:	31,090.97	35,354.97
Total Assets:	399,274.43	265,131.30
Liabilities		
Current Liabilities		
Accounts Payable	6,401.18	459.26
N/P-Republic Bank-PPP Loan	0.00	46,200.00
LOC - Republic Bank#25596233	12,928.13	20,671.63
Aflac Withholding	35.49	0.00
Roth 401k Withholding	128.44	167.81
Total Current Liabilities:	19,493.24	67,498.70
Total Liabilities:	19,493.24	67,498.70
Equity		
Net Assets - Temp Restricted	17,617.44	15,650.44
Retained Earnings-Current Year	110,039.60	92,687.77
Net Assets	252,114.15	89,294.39
Total Equity:	379,771.19	197,632.60
Total Liabilities & Equity:	399,264.43	265,131.30

No CPA provides any assurance on these financial statements.

Combined Income Statement
For The 11 Periods Ended 5/31/2021

So. Louisville Community Ministries (SLC)

	Period to Date	ORIGINAL		Variance	Var %	Year to Date	ORIGINAL		Variance	Var %
		PTD Budget	Annual Budget				Annual Budget	Annual Budget		
Revenue										
Revenue										
3235	3,638.89	1,833.33	1,805.56	1,805.56	98.49	18,119.88	22,000.00	-3,880.12	-17.64	
Total Revenue:	3,638.89	1,833.33	1,805.56	1,805.56	98.49	18,119.88	22,000.00	-3,880.12	-17.64	
Individual Contributions										
3030	5,822.71	7,083.34	-1,260.63	-1,260.63	-17.80	143,071.18	85,000.00	58,071.18	68.32	
Total Individual Contributions:	5,822.71	7,083.34	-1,260.63	-1,260.63	-17.80	143,071.18	85,000.00	58,071.18	68.32	
Business/Corporate Giving										
3035	0.00	1,666.67	-1,666.67	-1,666.67	-100.00	3,588.00	20,000.00	-16,412.00	-82.06	
Total Business/Corporate Giving:	0.00	1,666.67	-1,666.67	-1,666.67	-100.00	3,588.00	20,000.00	-16,412.00	-82.06	
Memorials										
3040	50.00	0.00	50.00	50.00	0.00	50.00	0.00	50.00	0.00	
Total Memorials:	50.00	0.00	50.00	50.00	0.00	50.00	0.00	50.00	0.00	
Fundraising Efforts										
3200	40.37	0.00	40.37	40.37	0.00	336.44	0.00	336.44	0.00	
3205	0.00	2,833.33	-2,833.33	-2,833.33	-100.00	51,952.00	34,000.00	17,952.00	52.80	
3206	0.00	-1,458.33	1,458.33	1,458.33	100.00	-4,379.80	-17,500.00	13,120.20	74.97	
Total Fundraising Efforts:	40.37	1,375.00	-1,334.63	-1,334.63	-97.06	47,908.64	16,500.00	31,408.64	190.36	
Grants - Misc										
3258	5,000.00	2,916.67	2,083.33	2,083.33	71.43	785,651.94	35,000.00	750,651.94	2,144.72	
3265	200,000.00	0.00	200,000.00	200,000.00	0.00	600,000.00	0.00	600,000.00	0.00	
Total Grants - Misc:	205,000.00	2,916.67	202,083.33	202,083.33	6,928.56	1,385,651.94	35,000.00	1,350,651.94	3,859.01	
Annual EA Grants										
3355	1,000.00	1,000.00	0.00	0.00	0.00	11,000.00	12,000.00	-1,000.00	-8.33	
Total Annual EA Grants:	1,000.00	1,000.00	0.00	0.00	0.00	11,000.00	12,000.00	-1,000.00	-8.33	
Metro Govt Grants										
3310	50,000.00	0.00	50,000.00	50,000.00	0.00	186,200.00	182,050.00	4,150.00	2.28	
3320	0.00	1,333.34	-1,333.34	-1,333.34	-100.00	9,650.00	16,000.00	-6,350.00	-39.69	
3330	2,725.00	458.33	2,266.67	2,266.67	494.55	12,008.53	5,500.00	6,508.53	118.34	
Total Metro Govt Grants:	52,725.00	1,791.67	50,933.33	50,933.33	2,842.79	207,858.53	203,550.00	4,308.53	2.12	
Utility Grants										
3623	2,000.00	2,083.33	-83.33	-83.33	-4.00	19,117.00	25,000.00	-5,883.00	-23.53	
3624	0.00	2,083.33	-2,083.33	-2,083.33	-100.00	16,600.00	25,000.00	-8,400.00	-33.60	
3628	0.00	5,861.08	-5,861.08	-5,861.08	-100.00	51,750.00	70,333.00	-18,583.00	-26.42	
Total Utility Grants:	2,000.00	10,027.74	-8,027.74	-8,027.74	-80.06	87,467.00	120,333.00	-32,866.00	-27.31	

No CPA provides any assurance on these financial statements.

Combined Income Statement
For The 11 Periods Ended 5/31/2021

So. Louisville Community Ministries (SLC)

	Period to Date	ORIGINAL PTD Budget	Variance	Var %	Year to Date	ORIGINAL Annual Budget	Variance	Var %
Church Contributions								
3110 Church Monthly	2,537.00	3,250.00	-713.00	-21.94	25,750.32	39,000.00	-13,249.68	-33.97
3111 Church Donations Discretionary	0.00	0.00	0.00	0.00	4,756.44	0.00	4,756.44	0.00
3112 Church Donations	5,100.00	416.67	4,683.33	1,123.99	24,516.69	5,000.00	19,516.69	390.33
3115 Church Pledges Specific Clients	950.00	0.00	950.00	0.00	2,780.00	0.00	2,780.00	0.00
Total Church Contributions:	8,587.00	3,666.67	4,920.33	134.19	57,803.45	44,000.00	13,803.45	31.37
Total Revenue:	278,863.97	31,361.09	247,502.88	789.20	1,962,518.62	558,383.00	1,404,135.62	251.46
Gross Profit:	278,863.97	31,361.09	247,502.88	789.20	1,962,518.62	558,383.00	1,404,135.62	251.46
Expenses								
Salaries								
7001 Salaries - Exempt	9,333.34	8,768.34	-565.00	-6.44	99,504.74	105,220.00	5,715.26	5.43
7002 Salaries - Non-Exempt	6,287.63	6,863.58	575.95	8.39	82,780.19	82,363.00	-417.19	-0.51
Total Salaries:	15,620.97	15,631.92	10.95	0.07	182,284.93	187,583.00	5,298.07	2.82
Employee Benefits								
7100 Health/Life/Disability - Budget	0.00	3,691.67	3,691.67	100.00	0.00	44,300.00	44,300.00	100.00
7102 Life Insurance Premium	169.69	0.00	-169.69	0.00	1,836.89	0.00	-1,836.89	0.00
7103 Health Insurance Premiums	3,378.60	0.00	-3,378.60	0.00	34,681.17	0.00	-34,681.17	0.00
Total Employee Benefits:	3,548.29	3,691.67	143.38	3.88	36,518.06	44,300.00	7,781.94	17.57
Payroll Taxes								
7201 Payroll Taxes	1,194.09	1,512.00	317.91	21.03	13,922.18	18,144.00	4,221.82	23.27
7203 Workers Compensation Insurance	0.00	158.33	158.33	100.00	1,807.00	1,900.00	93.00	4.89
Total Payroll Taxes:	1,194.09	1,670.33	476.24	28.51	15,729.18	20,044.00	4,314.82	21.53
Professional Fees								
8008 Audit and Accounting fees	1,000.00	766.67	-233.33	-30.43	9,200.00	9,200.00	0.00	0.00
8009 Payroll Processing Fees	267.05	258.33	-8.72	-3.38	3,109.47	3,100.00	-9.47	-0.31
8010 Professional Fees - Other	0.00	0.00	0.00	0.00	2,250.00	0.00	-2,250.00	0.00
8011 Contract Labor	207.52	258.33	50.81	19.67	2,682.86	3,100.00	417.14	13.46
8012 Contractor Labor - Accounting	708.75	675.00	-33.75	-5.00	7,593.75	8,100.00	506.25	6.25
8013 Bank Service Fees	0.00	20.83	20.83	100.00	441.75	250.00	-191.75	-76.70
Total Professional Fees:	2,183.32	1,979.16	-204.16	-10.32	25,277.83	23,750.00	-1,527.83	-6.43
Supplies								
8104 Food & Beverages	0.00	83.33	83.33	100.00	112.53	1,000.00	887.47	88.75
8106 Office stationery and supplies	293.04	166.67	-126.37	-75.82	623.37	2,000.00	1,376.63	68.83
8107 Copier/duplicating supplies	164.32	266.66	102.34	38.38	1,738.26	3,200.00	1,461.74	45.68
8110 Store Supplies	69.71	0.00	-69.71	0.00	89.39	0.00	-89.39	0.00
8140 Janitorial & Housekeeping Supplies	163.97	83.33	-80.64	-96.77	444.64	1,000.00	555.36	55.54

No CPA provides any assurance on these financial statements.

Combined Income Statement
For The 11 Periods Ended 5/31/2021

So. Louisville Community Ministries (SLC)

Supplies	Period to Date	ORIGINAL		Variance	Var %	Year to Date	ORIGINAL		Variance	Var %
		PTD Budget	(Continued)				Annual Budget			
8150 Program Supplies	0.00	50.00	50.00	0.00	100.00	99.50	600.00	500.50	83.42	
8152 Training Fees	0.00	0.00	0.00	0.00	0.00	305.00	0.00	-305.00	0.00	
8155 Tokens of Appreciation - Volunteers	0.00	83.34	83.34	0.00	100.00	114.98	1,000.00	885.02	88.50	
Total Supplies:	691.04	733.33	42.29	5.77	5.77	3,527.67	8,800.00	5,272.33	59.91	
Telephone										
8201 Telephone Expense	547.68	333.33	-214.35	-64.31	-64.31	4,452.42	4,000.00	-452.42	-11.31	
Total Telephone:	547.68	333.33	-214.35	-64.31	-64.31	4,452.42	4,000.00	-452.42	-11.31	
Postage and Shipping										
8301 Postage	0.00	208.34	208.34	0.00	100.00	1,494.73	2,500.00	1,005.27	40.21	
Total Postage and Shipping:	0.00	208.34	208.34	100.00	100.00	1,494.73	2,500.00	1,005.27	40.21	
Occupancy										
8401 Rent	2,050.00	1,750.00	-300.00	-17.14	-17.14	22,550.00	21,000.00	-1,550.00	-7.38	
8405 Electricity	395.80	1,041.67	645.87	62.00	62.00	6,128.43	12,500.00	6,371.57	50.97	
8409 Contract Maintenance Services	49.00	83.34	34.34	41.20	41.20	441.00	1,000.00	559.00	55.90	
8413 Building & Grounds Maint Supplies	0.00	0.00	0.00	0.00	0.00	2,004.04	0.00	-2,004.04	0.00	
Total Occupancy:	2,494.80	2,875.01	380.21	13.22	13.22	31,123.47	34,500.00	3,376.53	9.79	
Rental, R&M of Equipment										
8501 Equipment Rental	0.00	41.67	41.67	100.00	100.00	0.00	500.00	500.00	100.00	
8502 Equipment Maintenance & Repair	0.00	41.67	41.67	100.00	100.00	0.00	500.00	500.00	100.00	
8504 Computer Hardware/Software	0.00	0.00	0.00	0.00	0.00	906.27	0.00	-906.27	0.00	
8505 Computer Services(Website, Backu	370.25	150.00	-220.25	-148.83	-148.83	2,342.44	1,800.00	-542.44	-30.14	
Total Rental, R&M of Equipment	370.25	233.34	-136.91	-58.67	-58.67	3,248.71	2,800.00	-448.71	-16.03	
Printing & Publication										
8601 Printing	0.00	0.00	0.00	0.00	0.00	450.00	0.00	-450.00	0.00	
8607 Publications	0.00	125.00	125.00	100.00	100.00	8.94	1,500.00	1,491.06	99.40	
Total Printing & Publication:	0.00	125.00	125.00	100.00	100.00	458.94	1,500.00	1,041.06	69.40	
Travel										
8707 Mileage Reimbursement	48.53	58.34	9.81	16.82	16.82	319.21	700.00	380.79	54.40	
Total Travel:	48.53	58.34	9.81	16.82	16.82	319.21	700.00	380.79	54.40	
Fund Development										
8800 Gheens Grant	0.00	0.00	0.00	0.00	0.00	5,000.00	0.00	-5,000.00	0.00	
Total Fund Development:	0.00	0.00	0.00	0.00	0.00	5,000.00	0.00	-5,000.00	0.00	
Direct Client Assistance										
8900 Direct Client Assistance Budget	0.00	16,700.00	16,700.00	100.00	100.00	0.00	200,400.00	200,400.00	100.00	

No CPA provides any assurance on these financial statements.

Combined Income Statement
For The 11 Periods Ended 5/31/2021

So. Louisville Community Ministries (SLC)

	Period to Date	ORIGINAL		Variance	Var %	Year to Date	ORIGINAL		Variance	Var %
		PTD Budget	(Continued)				Annual Budget			
Direct Client Assistance										
8901 Metro Formula	1,189.00	0.00	-1,189.00	0.00	0.00	10,869.11	0.00	-10,869.11	0.00	0.00
8902 Metro Neighborhood Development C	0.00	0.00	0.00	0.00	0.00	3,500.00	0.00	-3,500.00	0.00	0.00
8904 Church Pledges to specific client	400.00	0.00	-400.00	0.00	0.00	2,125.00	0.00	-2,125.00	0.00	0.00
8905 Church Monthly Donations to EA	0.00	0.00	0.00	0.00	0.00	3,739.60	0.00	-3,739.60	0.00	0.00
8906 CHI Medical Assistance	25.10	0.00	-25.10	0.00	0.00	2,486.68	0.00	-2,486.68	0.00	0.00
8907 Kosair	0.00	0.00	0.00	0.00	0.00	2,400.49	0.00	-2,400.49	0.00	0.00
8908 Community Winterhelp	386.00	0.00	-386.00	0.00	0.00	15,788.71	0.00	-15,788.71	0.00	0.00
8909 Utility Match Water	5,575.00	0.00	-5,575.00	0.00	0.00	25,958.00	0.00	-25,958.00	0.00	0.00
8910 Utility Match LGE	325.00	0.00	-325.00	0.00	0.00	47,128.00	0.00	-47,128.00	0.00	0.00
8911 EA Discretionary	1,038.88	0.00	-1,038.88	0.00	0.00	33,146.55	0.00	-33,146.55	0.00	0.00
8912 Neighborhood Development Grant E	30,469.47	0.00	-30,469.47	0.00	0.00	783,390.43	0.00	-783,390.43	0.00	0.00
8915 Metro Covid Utility Assistance	216,829.31	0.00	-216,829.31	0.00	0.00	579,553.74	0.00	-579,553.74	0.00	0.00
Total Direct Client Assistance:	256,237.76	16,700.00	-239,537.76	-1,434.36	0.00	1,510,086.31	200,400.00	-1,309,686.31	0.00	-653.54
Dues & Subscriptions										
9001 Dues & Subscriptions	0.00	48.33	48.33	100.00	100.00	220.42	580.00	359.58	62.00	62.00
Total Dues & Subscriptions:	0.00	48.33	48.33	100.00	100.00	220.42	580.00	359.58	62.00	62.00
Interest Expense										
9203 Interest - Short or Long Term Debt	48.40	83.33	34.93	41.92	41.92	665.15	1,000.00	334.85	33.49	33.49
Total Interest Expense:	48.40	83.33	34.93	41.92	41.92	665.15	1,000.00	334.85	33.49	33.49
Insurance										
9330 Insurance - General	0.00	405.66	405.66	100.00	100.00	3,656.00	4,868.00	1,212.00	24.90	24.90
9350 Insurance - Directors & Officers	0.00	187.33	187.33	100.00	100.00	2,248.00	2,248.00	0.00	0.00	0.00
Total Insurance:	0.00	592.99	592.99	100.00	100.00	5,904.00	7,116.00	1,212.00	17.03	17.03
Misc Expense										
9441 Bank Service Charges	0.00	0.00	0.00	0.00	0.00	260.06	0.00	-260.06	0.00	0.00
9455 Other Fees	0.00	0.00	0.00	0.00	0.00	71.11	0.00	-71.11	0.00	0.00
9456 Licenses & Permits	42.50	104.17	61.67	59.20	59.20	125.00	1,250.00	1,125.00	90.00	90.00
Total Misc Expense:	42.50	104.17	61.67	59.20	59.20	456.17	1,250.00	793.83	63.51	63.51
Total Expenses:	283,027.63	45,068.59	-237,959.04	-527.99	-527.99	1,826,767.20	540,823.00	-1,285,944.20	-237.78	-237.78
Net Income from Operations:	-4,163.66	-13,707.50	9,543.84	69.62	69.62	135,751.42	17,560.00	118,191.42	673.07	673.07
Other Income and Expense										
Restricted Pass-Through Funds										
3617 Kosair Charities Grant	0.00	0.00	0.00	0.00	0.00	10,000.00	0.00	10,000.00	0.00	0.00
3626 Metro Match - LGE	0.00	0.00	0.00	0.00	0.00	7,650.00	0.00	7,650.00	0.00	0.00
3680 Association of Comm. Ministries Inc	0.00	0.00	0.00	0.00	0.00	208,833.16	0.00	208,833.16	0.00	0.00

No CPA provides any assurance on these financial statements.

Combined Income Statement
For The 11 Periods Ended 5/31/2021

So. Louisville Community Ministries (SLC)

	Period to Date	ORIGINAL		Variance	Var %	Year to Date	ORIGINAL		Variance	Var %
		PTD Budget	0.00				Annual Budget	0.00		
Total Restricted Pass-Through Funds:	0.00	0.00	0.00	0.00	0.00	226,483.16	0.00	226,483.16	0.00	0.00
Pass-through Funds Expended	-26,268.31	0.00	0.00	-26,268.31	0.00	-252,206.31	0.00	-252,206.31	0.00	0.00
6680 Association of Comm. Ministries Exp	-26,268.31	0.00	0.00	-26,268.31	0.00	-252,206.31	0.00	-252,206.31	0.00	0.00
Total Pass-through Funds Expended:										
Other Income/Expense	0.00	0.00	0.00	0.00	0.00	11.33	0.00	11.33	0.00	0.00
8400 Other Income/Expense:	0.00	0.00	0.00	0.00	0.00	11.33	0.00	11.33	0.00	0.00
Total Other Income and Expense:	-26,268.31	0.00	0.00	-26,268.31	0.00	-25,711.82	0.00	-25,711.82	0.00	0.00
Earnings before Income Tax:	-30,431.97	-13,707.50	-16,724.47	-122.01	-122.01	110,039.60	17,560.00	92,479.60	526.65	526.65
Net Income (Loss):	-30,431.97	-13,707.50	-16,724.47	-122.01	-122.01	110,039.60	17,560.00	92,479.60	526.65	526.65

No CPA provides any assurance on these financial statements.

Program Income Statement
For The 11 Periods Ended 5/31/2021
Admin

So. Louisville Community Ministries (SLC)

	Period to Date	ORIGINAL PTD Budget	Variance	Var %	Year to Date	ORIGINAL Annual Budget	Variance	Var %
Revenue								
Individual Contributions								
3030-00-00 Donations - Individual Giving	5,822.71	6,416.67	-593.96	-9.26	114,979.46	77,000.00	37,979.46	49.32
3030-00-40 Donations: Our Neighborhood Fund	0.00	0.00	0.00	0.00	1,075.00	0.00	1,075.00	0.00
Total Individual Contributions:	5,822.71	6,416.67	-593.96	-9.26	116,054.46	77,000.00	39,054.46	50.72
Business/Corporate Giving								
3035-00-00 Foundations & Corporations	0.00	1,666.67	-1,666.67	-100.00	3,075.00	20,000.00	-16,925.00	-84.63
Total Business/Corporate Giving:	0.00	1,666.67	-1,666.67	-100.00	3,075.00	20,000.00	-16,925.00	-84.63
Memorials								
3040-00-00 Memorials	50.00	0.00	50.00	0.00	50.00	0.00	50.00	0.00
Total Memorials:	50.00	0.00	50.00	0.00	50.00	0.00	50.00	0.00
Grants - Misc								
3258-00-00 Grants - Miscellaneous	5,000.00	1,666.67	3,333.33	200.00	19,538.59	20,000.00	-461.41	-2.31
3258-00-01 Grants - Miscellaneous:Gen-Gheens	0.00	0.00	0.00	0.00	25,000.00	0.00	25,000.00	0.00
3265-00-00 Metro Council Utility Assistance	0.00	0.00	0.00	0.00	13,500.00	0.00	13,500.00	0.00
Total Grants - Misc:	5,000.00	1,666.67	3,333.33	200.00	58,038.59	20,000.00	38,038.59	190.19
Metro Govt Grants								
3320-00-00 NDF - Admin	0.00	541.67	-541.67	-100.00	0.00	6,500.00	-6,500.00	-100.00
3320-00-58 NDF - Admin-Taste of South Louisvi	0.00	0.00	0.00	0.00	3,650.00	0.00	3,650.00	0.00
3320-00-83 NDF - Admin--Families Helping Fam	0.00	0.00	0.00	0.00	6,000.00	0.00	6,000.00	0.00
Total Metro Govt Grants:	0.00	541.67	-541.67	-100.00	9,650.00	6,500.00	3,150.00	48.46
Utility Grants								
3628-00-00 UM Admin	0.00	861.08	-861.08	-100.00	8,070.00	10,333.00	-2,263.00	-21.90
Total Utility Grants:	0.00	861.08	-861.08	-100.00	8,070.00	10,333.00	-2,263.00	-21.90
Church Contributions								
3112-00-00 Church Donations	5,100.00	416.67	4,683.33	1,123.99	24,516.69	5,000.00	19,516.69	390.33
Total Church Contributions:	5,100.00	416.67	4,683.33	1,123.99	24,516.69	5,000.00	19,516.69	390.33
Total Revenue:	15,972.71	11,569.43	4,403.28	38.06	219,454.74	138,833.00	80,621.74	58.07
Gross Profit:	15,972.71	11,569.43	4,403.28	38.06	219,454.74	138,833.00	80,621.74	58.07
Expenses								
Salaries								
7001-00-00 Salaries - Exempt	1,804.12	2,751.67	947.55	34.44	19,334.85	33,020.00	13,685.15	41.45
7002-00-00 Salaries - Non-Exempt	0.00	0.00	0.00	0.00	12,904.59	0.00	-12,904.59	0.00
Total Salaries:	1,804.12	2,751.67	947.55	34.44	32,239.44	33,020.00	780.56	2.36

No CPA provides any assurance on these financial statements.

Program Income Statement
For The 11 Periods Ended 5/31/2021
Admin

So. Louisville Community Ministries (SLC)

	ORIGINAL		Variance	Var %	Year to Date	ORIGINAL		Variance	Var %
	Period to Date	PTD Budget				Annual Budget	Year to Date		
Employee Benefits									
7100-00-00 Health/Life/Disability - Budget	0.00	1,330.58	1,330.58	100.00	0.00	15,967.00	15,967.00	100.00	
7102-00-00 Life Insurance Premium	52.90	0.00	-52.90	0.00	581.90	0.00	-581.90	0.00	
7103-00-00 Health Insurance Premiums	685.22	0.00	-685.22	0.00	7,327.13	0.00	-7,327.13	0.00	
Total Employee Benefits:	738.12	1,330.58	592.46	44.53	7,909.03	15,967.00	8,057.97	50.47	
Payroll Taxes									
7201-00-00 Payroll Taxes	714.00	814.00	100.00	12.29	7,612.04	9,768.00	2,155.96	22.07	
7203-00-00 Workers Compensation Insurance	0.00	158.33	158.33	100.00	1,471.80	1,900.00	428.20	22.54	
Total Payroll Taxes:	714.00	972.33	258.33	26.57	9,083.84	11,668.00	2,584.16	22.15	
Professional Fees									
8008-00-00 Audit and Accounting Fees	1,000.00	114.17	-885.83	-775.89	1,170.00	1,370.00	200.00	14.60	
8009-00-00 Payroll Processing Fees	53.41	25.00	-28.41	-113.64	621.90	300.00	-321.90	-107.30	
8010-00-00 Professional Fees - Other	0.00	0.00	0.00	0.00	2,250.00	0.00	-2,250.00	0.00	
8011-00-00 Contract Labor	207.52	258.33	50.81	19.67	2,403.36	3,100.00	696.64	22.47	
8012-00-00 Contractor Labor - Accounting	141.75	573.75	432.00	75.29	1,518.75	6,885.00	5,366.25	77.94	
8013-00-00 Bank Service Fees	0.00	20.83	20.83	100.00	441.75	250.00	-191.75	-76.70	
Total Professional Fees:	1,402.68	992.08	-410.60	-41.39	8,405.76	11,905.00	3,499.24	29.39	
Supplies									
8104-00-00 Food & Beverages	0.00	83.33	83.33	100.00	77.88	1,000.00	922.12	92.21	
8106-00-00 Office Supplies	0.00	0.00	0.00	0.00	42.39	0.00	-42.39	0.00	
8107-00-00 Copier/Duplicating Supplies	32.86	83.33	50.47	60.57	347.64	1,000.00	652.36	65.24	
8140-00-00 Janitorial & Housekeeping Supplies	163.97	83.33	-80.64	-96.77	404.58	1,000.00	595.42	59.54	
8152-00-00 Training Fees	0.00	0.00	0.00	0.00	250.00	0.00	-250.00	0.00	
8155-00-00 Tokens of Appreciation - Volunteers	0.00	16.67	16.67	100.00	114.98	200.00	85.02	42.51	
Total Supplies:	196.83	266.66	69.83	26.19	1,237.47	3,200.00	1,962.53	61.33	
Telephone									
8201-00-00 Telephone Expense	53.51	53.00	-0.51	-0.96	561.19	636.00	74.81	11.76	
Total Telephone:	53.51	53.00	-0.51	-0.96	561.19	636.00	74.81	11.76	
Postage and Shipping									
8301-00-00 Postage	0.00	0.00	0.00	0.00	757.28	0.00	-757.28	0.00	
Total Postage and Shipping:	0.00	0.00	0.00	0.00	757.28	0.00	-757.28	0.00	
Occupancy									
8401-00-00 Rent	110.00	82.50	-27.50	-33.33	1,210.00	990.00	-220.00	-22.22	
8405-00-00 Electricity & Gas	79.16	116.67	37.51	32.15	1,225.68	1,400.00	174.32	12.45	
8409-00-00 Contract Maintenance Services	9.80	41.67	31.87	76.48	88.20	500.00	411.80	82.36	

No CPA provides any assurance on these financial statements.

Program Income Statement
For The 11 Periods Ended 5/31/2021
Admin

So. Louisville Community Ministries (SLC)

	ORIGINAL		ORIGINAL		Year to Date	Annual Budget	Variance	Var %
	Period to Date	PTD Budget	Variance	Var %				
Total Occupancy.	198.96	240.84	41.88	17.39	2,523.88	2,890.00	366.12	12.67
Rental, R&M of Equipment	0.00	41.67	41.67	100.00	0.00	500.00	500.00	100.00
8502-00-00 Equipment Maintenance & Repair	0.00	0.00	0.00	0.00	159.00	0.00	-159.00	0.00
8504-00-00 Computer Hardware/Software	370.25	83.33	-286.92	-344.32	1,742.44	1,000.00	-742.44	-74.24
8505-00-00 Computer Services(Website, Backup)	370.25	125.00	-245.25	-196.20	1,901.44	1,500.00	-401.44	-26.76
Total Rental, R&M of Equipment:	0.00	48.33	48.33	100.00	60.00	580.00	520.00	89.66
Dues & Subscriptions	0.00	48.33	48.33	100.00	60.00	580.00	520.00	89.66
9001-00-00 Dues & Subscriptions	0.00	48.33	48.33	100.00	60.00	580.00	520.00	89.66
Total Dues & Subscriptions:	48.40	83.33	34.93	41.92	665.15	1,000.00	334.85	33.49
Interest Expense	48.40	83.33	34.93	41.92	665.15	1,000.00	334.85	33.49
9203-00-00 Interest - Short or Long Term Debt	0.00	0.00	0.00	0.00	594.81	364.00	-230.81	-63.41
Total Interest Expense:	0.00	217.66	217.66	100.00	2,842.81	2,612.00	-230.81	-8.84
Insurance	0.00	0.00	0.00	0.00	260.06	0.00	-260.06	0.00
9330-00-00 Insurance - General	0.00	0.00	0.00	0.00	71.11	0.00	-71.11	0.00
9350-00-00 Insurance - Directors & Officers	42.50	104.17	61.67	59.20	125.00	1,250.00	1,125.00	90.00
Total Insurance:	42.50	104.17	61.67	59.20	456.17	1,250.00	793.83	63.51
Misc Expense	5,569.37	7,185.65	1,616.28	22.49	68,643.46	86,228.00	17,584.54	20.39
9441-00-00 Bank Service Charges	0.00	0.00	0.00	0.00	0.00	0.00	0.00	0.00
9455-00-00 Other Fees	42.50	104.17	61.67	59.20	125.00	1,250.00	1,125.00	90.00
9456-00-00 Licenses & Permits	42.50	104.17	61.67	59.20	125.00	1,250.00	1,125.00	90.00
Total Misc Expense:	5,569.37	7,185.65	1,616.28	22.49	68,643.46	86,228.00	17,584.54	20.39
Total Expenses:	10,403.34	4,383.78	6,019.56	137.31	150,811.28	52,605.00	98,206.28	186.69
Net Income from Operations:	0.00	0.00	0.00	0.00	208,833.16	0.00	208,833.16	0.00
Other Income and Expense	0.00	0.00	0.00	0.00	208,833.16	0.00	208,833.16	0.00
Restricted Pass-Through Funds	-26,268.31	0.00	-26,268.31	0.00	-252,206.31	0.00	-252,206.31	0.00
3680-00-00 Association of Community Ministries	-26,268.31	0.00	-26,268.31	0.00	-252,206.31	0.00	-252,206.31	0.00
Total Restricted Pass-Through Funds:	0.00	0.00	0.00	0.00	208,833.16	0.00	208,833.16	0.00
Pass-through Funds Expended	0.00	0.00	0.00	0.00	208,833.16	0.00	208,833.16	0.00
6680-00-00 Association of Community Ministries	-26,268.31	0.00	-26,268.31	0.00	-252,206.31	0.00	-252,206.31	0.00
Total Pass-through Funds Expended:	-26,268.31	0.00	-26,268.31	0.00	-252,206.31	0.00	-252,206.31	0.00
Other Income/Expense	0.00	0.00	0.00	0.00	11.33	0.00	11.33	0.00
8400-00-00 Other Income-Discounets Earned	0.00	0.00	0.00	0.00	11.33	0.00	11.33	0.00
Total Other Income/Expense:	0.00	0.00	0.00	0.00	11.33	0.00	11.33	0.00

No CPA provides any assurance on these financial statements.

Program Income Statement
 For The 11 Periods Ended 5/31/2021
 Admin

So. Louisville Community Ministries (SLC)

	ORIGINAL		ORIGINAL		Variance	Var %	Year to Date	Annual Budget	Variance	Var %
	Period to Date	PTD Budget	Period to Date	Annual Budget						
Total Other Income and Expense:	-26,268.31	0.00	-26,268.31	0.00	-43,361.82	0.00	-43,361.82	0.00	-43,361.82	0.00
Earnings before Income Tax:	-15,864.97	4,383.78	-20,248.75	52,605.00	107,449.46	54,844.46	107,449.46	54,844.46	104.26	104.26
Net Income (Loss):	-15,864.97	4,383.78	-20,248.75	52,605.00	107,449.46	54,844.46	107,449.46	54,844.46	104.26	104.26

No CPA provides any assurance on these financial statements.

Program Income Statement
For The 11 Periods Ended 5/31/2021
Metro Formula Grant

So. Louisville Community Ministries (SLC)

	ORIGINAL		ORIGINAL		ORIGINAL		ORIGINAL	
	Period to Date	PTD Budget	Variance	Var %	Year to Date	Annual Budget	Variance	Var %
Revenue								
Metro Govt Grants								
3310-05-00 Metro Formula Grant	0.00	0.00	0.00	0.00	128,287.50	143,955.00	-15,667.50	-10.88
3310-05-99 Metro Formula Grant	50,000.00	0.00	50,000.00	0.00	57,912.50	38,095.00	19,817.50	52.02
Total Metro Govt Grants:	50,000.00	0.00	50,000.00	0.00	186,200.00	182,050.00	4,150.00	2.28
Total Revenue:	50,000.00	0.00	50,000.00	0.00	186,200.00	182,050.00	4,150.00	2.28
Gross Profit:	50,000.00	0.00	50,000.00	0.00	186,200.00	182,050.00	4,150.00	2.28
Expenses								
Salaries								
7001-05-00 Salaries - Exempt	7,529.22	6,016.67	-1,512.55	-25.14	80,169.89	72,200.00	-7,969.89	-11.04
7002-05-00 Salaries - Non-Exempt	5,102.89	5,127.08	24.19	0.47	57,442.46	61,525.00	4,082.54	6.64
Total Salaries:	12,632.11	11,143.75	-1,488.36	-13.36	137,612.35	133,725.00	-3,887.35	-2.91
Payroll Taxes								
7203-05-00 Workers Compensation Insurance	0.00	0.00	0.00	0.00	335.20	0.00	-335.20	0.00
Total Payroll Taxes:	0.00	0.00	0.00	0.00	335.20	0.00	-335.20	0.00
Professional Fees								
8008-05-00 Audit and Accounting Fees	0.00	652.50	652.50	100.00	8,030.00	7,830.00	-200.00	-2.55
8009-05-00 Payroll Processing Fees	213.64	233.33	19.69	8.44	2,487.57	2,800.00	312.43	11.16
8012-05-00 Contractor Labor - Accounting	567.00	101.25	-465.75	-460.00	6,075.00	1,215.00	-4,860.00	-400.00
Total Professional Fees:	780.64	987.08	206.44	20.91	16,592.57	11,845.00	-4,747.57	-40.08
Supplies								
8106-05-00 Office Supplies	232.15	166.67	-65.48	-39.29	495.72	2,000.00	1,504.28	75.21
8107-05-00 Copier/duplicating supplies	131.46	183.33	51.87	28.29	1,390.62	2,200.00	809.38	36.79
Total Supplies:	363.61	350.00	-13.61	-3.89	1,886.34	4,200.00	2,313.66	55.09
Telephone								
8201-05-00 Telephone Expense	214.06	208.33	-5.73	-2.75	2,244.80	2,500.00	255.20	10.21
Total Telephone:	214.06	208.33	-5.73	-2.75	2,244.80	2,500.00	255.20	10.21
Postage and Shipping								
8301-05-00 Postage:Metro Formula Grant	0.00	166.67	166.67	100.00	737.45	2,000.00	1,262.55	63.13
Total Postage and Shipping:	0.00	166.67	166.67	100.00	737.45	2,000.00	1,262.55	63.13
Occupancy								
8401-05-00 Rent	440.00	467.50	27.50	5.88	4,840.00	5,610.00	770.00	13.73
8405-05-00 Electricity & Gas	316.64	625.00	308.36	49.34	4,902.75	7,500.00	2,597.25	34.63
8409-05-00 Contract Maintenance Services:Met	0.00	0.00	0.00	0.00	78.40	0.00	-78.40	0.00

No CPA provides any assurance on these financial statements.

Program Income Statement
 For The 11 Periods Ended 5/31/2021
 Metro Formula Grant

So. Louisville Community Ministries (SLC)

	Period to Date	ORIGINAL PTD Budget	Variance	Var %	Year to Date	ORIGINAL Annual Budget	Variance	Var %
Total Occupancy:	756.64	1,092.50	335.86	30.74	9,821.15	13,110.00	3,288.85	25.09
Direct Client Assistance	1,189.00	0.00	-1,189.00	0.00	10,869.11	0.00	-10,869.11	0.00
8901-05-99 Metro Formula								
Total Direct Client Assistance:	1,189.00	0.00	-1,189.00	0.00	10,869.11	0.00	-10,869.11	0.00
Insurance								
9330-05-00 Insurance - General	0.00	333.33	333.33	100.00	2,379.25	4,000.00	1,620.75	40.52
Total Insurance:	0.00	333.33	333.33	100.00	2,379.25	4,000.00	1,620.75	40.52
Total Expenses:	15,936.06	14,281.66	-1,654.40	-11.58	182,478.22	171,380.00	-11,098.22	-6.48
Net Income from Operations:	34,063.94	-14,281.66	48,345.60	338.52	3,721.78	10,670.00	-6,948.22	-65.12
Earnings before Income Tax:	34,063.94	-14,281.66	48,345.60	338.52	3,721.78	10,670.00	-6,948.22	-65.12
Net Income (Loss):	34,063.94	-14,281.66	48,345.60	338.52	3,721.78	10,670.00	-6,948.22	-65.12

No CPA provides any assurance on these financial statements.

Program Income Statement
For The 11 Periods Ended 5/31/2021
Fund Development

So. Louisville Community Ministries (SLC)

	Period to Date	ORIGINAL		Variance	Var %	Year to Date	ORIGINAL		Variance	Var %
		PTD Budget					Annual Budget			
Revenue										
Individual Contributions										
3030-15-80	0.00	0.00	0.00	0.00	0.00	14,438.72	0.00	14,438.72	0.00	0.00
Total Individual Contributions:	0.00	0.00	0.00	0.00	0.00	14,438.72	0.00	14,438.72	0.00	0.00
Fundraising Efforts										
3200-15-30	0.00	0.00	0.00	0.00	0.00	215.24	0.00	215.24	0.00	0.00
3200-15-72	40.37	0.00	40.37	0.00	0.00	121.20	0.00	121.20	0.00	0.00
3205-15-00	0.00	2,833.33	-2,833.33	-100.00	0.00	34,000.00	0.00	-34,000.00	-100.00	0.00
3205-15-58	0.00	0.00	0.00	0.00	0.00	16,620.00	0.00	16,620.00	0.00	0.00
3205-15-63	0.00	0.00	0.00	0.00	0.00	35,332.00	0.00	35,332.00	0.00	0.00
3206-15-00	0.00	-1,458.33	1,458.33	100.00	0.00	-17,500.00	0.00	17,500.00	100.00	0.00
3206-15-58	0.00	0.00	0.00	0.00	0.00	-2,958.24	0.00	-2,958.24	0.00	0.00
3206-15-63	0.00	0.00	0.00	0.00	0.00	-1,421.56	0.00	-1,421.56	0.00	0.00
Total Fundraising Efforts:	40.37	1,375.00	-1,334.63	-97.05	0.00	47,908.64	16,500.00	31,408.64	190.36	0.00
Total Revenue:	40.37	1,375.00	-1,334.63	-97.05	0.00	62,347.36	16,500.00	45,847.36	277.86	0.00
Gross Profit	40.37	1,375.00	-1,334.63	-97.05	0.00	62,347.36	16,500.00	45,847.36	277.86	0.00
Expenses										
Supplies										
8106-15-00	60.89	0.00	-60.89	0.00	0.00	60.89	0.00	-60.89	0.00	0.00
Office stationery and supplies:Fund	60.89	0.00	-60.89	0.00	0.00	60.89	0.00	-60.89	0.00	0.00
Postage and Shipping										
8301-15-00	0.00	41.67	41.67	100.00	0.00	0.00	500.00	500.00	100.00	0.00
Postage:Fund Development	0.00	41.67	41.67	100.00	0.00	0.00	500.00	500.00	100.00	0.00
Total Postage and Shipping:	0.00	41.67	41.67	100.00	0.00	0.00	500.00	500.00	100.00	0.00
Rental, R&M of Equipment										
8505-15-00	0.00	66.67	66.67	100.00	0.00	0.00	800.00	800.00	100.00	0.00
Computer Services(Website, Backup	0.00	0.00	0.00	0.00	0.00	600.00	0.00	-600.00	0.00	0.00
8505-15-58	0.00	0.00	0.00	0.00	0.00	600.00	0.00	-600.00	0.00	0.00
Computer Services(Website, Backup	0.00	0.00	0.00	0.00	0.00	600.00	0.00	-600.00	0.00	0.00
Total Rental, R&M of Equipment:	0.00	66.67	66.67	100.00	0.00	600.00	800.00	200.00	25.00	0.00
Printing & Publication										
8607-15-00	0.00	125.00	125.00	100.00	0.00	8.94	1,500.00	1,491.06	99.40	0.00
Publications	0.00	125.00	125.00	100.00	0.00	8.94	1,500.00	1,491.06	99.40	0.00
Total Printing & Publication:	0.00	125.00	125.00	100.00	0.00	8.94	1,500.00	1,491.06	99.40	0.00
Total Expenses:	60.89	233.34	172.45	73.91	669.83	2,800.00	2,800.00	2,130.17	76.08	0.00
Net Income from Operations:	-20.52	1,141.66	-1,162.18	-101.80	61,677.53	13,700.00	47,977.53	350.20	350.20	0.00
Earnings before Income Tax:	-20.52	1,141.66	-1,162.18	-101.80	61,677.53	13,700.00	47,977.53	350.20	350.20	0.00

No CPA provides any assurance on these financial statements.

Program Income Statement
 For The 11 Periods Ended 5/31/2021
 Fund Development

So. Louisville Community Ministries (SLC)

Net Income (Loss):	ORIGINAL		Year to Date	Annual Budget	Variance	Var %	ORIGINAL	Annual Budget	Variance	Var %
	Period to Date	PTD Budget								
	-20.52	1,141.66	-1,162.18	-101.80	61,677.53	13,700.00	47,977.53	350.20		

No CPA provides any assurance on these financial statements.

Program Income Statement
For The 11 Periods Ended 5/31/2021
Rosewater

So. Louisville Community Ministries (SLC)

	Period to Date		ORIGINAL		ORIGINAL		Year to Date	Annual Budget	Variance	Var %	Variance	Var %
	PTD	Budget	PTD	Budget	Year to Date	Annual Budget						
Revenue												
3235-20-00	3,638.89	1,833.33	1,805.56		98.49	18,119.88	22,000.00	-3,880.12			-17.64	
Total Revenue:	3,638.89	1,833.33	1,805.56		98.49	18,119.88	22,000.00	-3,880.12			-17.64	
Individual Contributions												
3030-20-00	0.00	0.00	0.00		0.00	75.00	0.00	75.00			0.00	
Total Individual Contributions:	0.00	0.00	0.00		0.00	75.00	0.00	75.00			0.00	
Grants - Misc												
3258-20-00	0.00	833.33	-833.33		-100.00	0.00	10,000.00	-10,000.00			-100.00	
Total Grants - Misc:	0.00	833.33	-833.33		-100.00	0.00	10,000.00	-10,000.00			-100.00	
Total Revenue:	3,638.89	2,666.66	972.23		36.46	18,194.88	32,000.00	-13,805.12			-43.14	
Gross Profit:	3,638.89	2,666.66	972.23		36.46	18,194.88	32,000.00	-13,805.12			-43.14	
Expenses												
Supplies												
8104-20-00	0.00	0.00	0.00		0.00	34.65	0.00	-34.65			0.00	
8110-20-00	68.71	0.00	-69.71		0.00	89.39	0.00	-89.39			0.00	
8140-20-00	0.00	0.00	0.00		0.00	40.06	0.00	-40.06			0.00	
8150-20-00	0.00	50.00	50.00		100.00	55.00	600.00	545.00			90.83	
Total Supplies:	68.71	50.00	-19.71		-39.42	219.10	600.00	380.90			63.48	
Telephone												
8201-20-00	280.11	72.00	-208.11		-289.04	1,645.43	854.00	-782.43			-90.56	
Total Telephone:	280.11	72.00	-208.11		-289.04	1,645.43	854.00	-782.43			-90.56	
Occupancy												
8401-20-00	1,500.00	1,200.00	-300.00		-25.00	16,500.00	14,400.00	-2,100.00			-14.58	
8405-20-00	0.00	300.00	300.00		100.00	0.00	3,600.00	3,600.00			100.00	
8413-20-00	0.00	0.00	0.00		0.00	2,004.04	0.00	-2,004.04			0.00	
Total Occupancy:	1,500.00	1,500.00	0.00		0.00	18,504.04	18,000.00	-504.04			-2.80	
Printing & Publication												
8601-20-00	0.00	0.00	0.00		0.00	450.00	0.00	-450.00			0.00	
Total Printing & Publication:	0.00	0.00	0.00		0.00	450.00	0.00	-450.00			0.00	
Travel												
8707-20-00	8.36	0.00	-8.36		0.00	15.00	0.00	-15.00			0.00	
Total Travel:	8.36	0.00	-8.36		0.00	15.00	0.00	-15.00			0.00	
Fund Development												
8707-20-00	8.36	0.00	-8.36		0.00	15.00	0.00	-15.00			0.00	
Fund Development	8.36	0.00	-8.36		0.00	15.00	0.00	-15.00			0.00	

No CPA provides any assurance on these financial statements.

Program Income Statement
 For The 11 Periods Ended 5/31/2021
 Rosewater

So. Louisville Community Ministries (SLC)

	Period to Date	ORIGINAL		Variance	Var %	Year to Date	ORIGINAL		Variance	Var %
		PTD Budget	(Continued)				Annual Budget			
Fund Development										
8800-20-01	0.00	0.00	0.00	0.00	0.00	5,000.00	0.00	0.00	-5,000.00	0.00
Total Fund Development:	0.00	0.00	0.00	0.00	0.00	5,000.00	0.00	0.00	-5,000.00	0.00
Insurance										
9330-20-00	0.00	42.00	42.00	42.00	100.00	681.94	504.00	504.00	-177.94	-35.31
Total Insurance:	0.00	42.00	42.00	42.00	100.00	681.94	504.00	504.00	-177.94	-35.31
Total Expenses:	1,858.18	1,664.00	1,664.00	-194.18	-11.67	26,516.51	19,968.00	19,968.00	-6,548.51	-32.80
Net Income from Operations:	1,780.71	1,002.66	1,002.66	778.05	77.60	-8,321.63	12,032.00	12,032.00	-20,353.63	-169.16
Earnings before Income Tax:	1,780.71	1,002.66	1,002.66	778.05	77.60	-8,321.63	12,032.00	12,032.00	-20,353.63	-169.16
Net Income (Loss):	1,780.71	1,002.66	1,002.66	778.05	77.60	-8,321.63	12,032.00	12,032.00	-20,353.63	-169.16

No CPA provides any assurance on these financial statements.

Program Income Statement
For The 11 Periods Ended 5/31/2021
Emergency Assistance

So. Louisville Community Ministries (SLC)

	Period to Date		ORIGINAL		Variance	Var %	Year to Date		ORIGINAL		Variance	Var %
	PTD	Budget	PTD	Budget			Annual	Budget	Annual	Budget		
Revenue												
Individual Contributions												
3030-25-40 Donations:Emergency Assistance-C	0.00	0.00	0.00	0.00	0.00	0.00	4,200.00	0.00	4,200.00	0.00	0.00	0.00
3030-25-99 Individual Giving - EA	0.00	666.67	-666.67	0.00	-100.00	-100.00	8,280.00	8,000.00	280.00	280.00	3.50	3.50
Total Individual Contributions:	0.00	666.67	-666.67	0.00	-100.00	-100.00	12,480.00	8,000.00	4,480.00	4,480.00	56.00	56.00
Business/Corporate Giving												
3035-25-99 Business & Contributions - EA	0.00	0.00	0.00	0.00	0.00	0.00	513.00	0.00	513.00	0.00	0.00	0.00
Total Business/Corporate Giving:	0.00	0.00	0.00	0.00	0.00	0.00	513.00	0.00	513.00	0.00	0.00	0.00
Grants - Misc												
3258-25-99 Grants - Restricted EA	0.00	416.67	-416.67	0.00	-100.00	-100.00	741,113.35	5,000.00	736,113.35	736,113.35	14,722.27	14,722.27
3265-25-99 Metro Council Utility Assistance:EA	200,000.00	0.00	200,000.00	0.00	0.00	0.00	586,500.00	0.00	586,500.00	0.00	0.00	0.00
Total Grants - Misc:	200,000.00	416.67	199,583.33	416.67	47,899.62	47,899.62	1,327,613.35	5,000.00	1,322,613.35	26,452.27	26,452.27	
Metro Govt Grants												
3320-25-99 NDF - Admin	0.00	791.67	-791.67	0.00	-100.00	-100.00	0.00	9,500.00	-9,500.00	-9,500.00	-100.00	-100.00
Total Metro Govt Grants:	0.00	791.67	-791.67	0.00	-100.00	-100.00	0.00	9,500.00	-9,500.00	-9,500.00	-100.00	-100.00
Utility Grants												
3623-25-99 Winterhelp - EA	2,000.00	2,083.33	-83.33	0.00	-4.00	-4.00	19,117.00	25,000.00	-5,883.00	-5,883.00	-23.53	-23.53
3624-25-99 Utility Match Water - EA	0.00	2,083.33	-2,083.33	0.00	-100.00	-100.00	16,600.00	25,000.00	-8,400.00	-8,400.00	-33.60	-33.60
3628-25-99 Utility Match LGE - EA	0.00	5,000.00	-5,000.00	0.00	-100.00	-100.00	43,680.00	60,000.00	-16,320.00	-16,320.00	-27.20	-27.20
Total Utility Grants:	2,000.00	9,166.66	-7,166.66	0.00	-78.18	-78.18	79,397.00	110,000.00	-30,603.00	-30,603.00	-27.82	-27.82
Church Contributions												
3110-25-99 Church Monthly Donations - EA	2,537.00	3,250.00	-713.00	0.00	-21.94	-21.94	25,750.32	39,000.00	-13,249.68	-13,249.68	-33.97	-33.97
3111-25-99 Church Donations Discretionary	0.00	0.00	0.00	0.00	0.00	0.00	4,756.44	0.00	4,756.44	4,756.44	0.00	0.00
3115-25-99 Church Pledges Specific Clients	950.00	0.00	950.00	0.00	0.00	0.00	2,780.00	0.00	2,780.00	2,780.00	0.00	0.00
Total Church Contributions:	3,487.00	3,250.00	237.00	0.00	7.29	7.29	33,286.76	39,000.00	-5,713.24	-5,713.24	-14.65	-14.65
Total Revenue:	205,487.00	14,291.67	191,195.33	14,291.67	1,337.81	1,337.81	1,453,290.11	1,71,500.00	1,281,790.11	747.40	747.40	
Gross Profit:	205,487.00	14,291.67	191,195.33	14,291.67	1,337.81	1,337.81	1,453,290.11	1,71,500.00	1,281,790.11	747.40	747.40	
Expenses												
Salaries												
7002-25-00 Salaries - Non-Exempt	0.00	649.67	649.67	0.00	100.00	100.00	0.00	7,796.00	7,796.00	7,796.00	100.00	100.00
Total Salaries:	0.00	649.67	649.67	0.00	100.00	100.00	0.00	7,796.00	7,796.00	7,796.00	100.00	100.00
Employee Benefits												
7100-25-00 Health/Life/Disability - Budget	0.00	1,694.42	1,694.42	0.00	100.00	100.00	0.00	20,333.00	20,333.00	20,333.00	100.00	100.00
7102-25-00 Life Insurance Premium	89.73	0.00	-89.73	0.00	0.00	0.00	987.03	0.00	-987.03	-987.03	0.00	0.00

No CPA provides any assurance on these financial statements.

Program Income Statement
For The 11 Periods Ended 5/31/2021
Emergency Assistance

So. Louisville Community Ministries (SLC)

	Period to Date	ORIGINAL		Variance	Var %	Year to Date	ORIGINAL		Variance	Var %
		PTD Budget	(Continued)				Annual Budget			
Employee Benefits										
7103-25-00 Health Insurance Premiums	1,993.70	0.00	-1,993.70	0.00	0.00	20,552.76	0.00	-20,552.76	0.00	0.00
Total Employee Benefits:	2,083.43	1,694.42	-389.01	-22.96		21,539.79	20,333.00	-1,206.79	-5.94	
Payroll Taxes										
7201-25-00 Payroll Taxes	309.80	446.00	136.20	30.54	30.54	4,548.44	5,352.00	803.56	15.01	15.01
Total Payroll Taxes:	309.80	446.00	136.20	30.54	30.54	4,548.44	5,352.00	803.56	15.01	15.01
Supplies										
8155-25-00 Tokens of Appreciation - Volunteers	0.00	25.00	25.00	100.00	100.00	0.00	300.00	300.00	100.00	100.00
Total Supplies:	0.00	25.00	25.00	100.00	100.00	0.00	300.00	300.00	100.00	100.00
Occupancy										
8409-25-00 Contract Maintenance Services	39.20	41.67	2.47	5.93	5.93	274.40	500.00	225.60	45.12	45.12
Total Occupancy:	39.20	41.67	2.47	5.93	5.93	274.40	500.00	225.60	45.12	45.12
Rental, R&M of Equipment										
8501-25-00 Program Equipment	0.00	41.67	41.67	100.00	100.00	0.00	500.00	500.00	100.00	100.00
8504-25-00 Computer Hardware/Software:Emer	0.00	0.00	0.00	0.00	0.00	747.27	0.00	-747.27	0.00	0.00
Total Rental, R&M of Equipment:	0.00	41.67	41.67	100.00	100.00	747.27	500.00	-247.27	-49.45	-49.45
Travel										
8707-25-00 Mileage Reimbursement	8.36	16.67	8.31	49.85	49.85	106.96	200.00	93.04	46.52	46.52
8707-25-99 Mileage Reimbursement:Emergency	24.33	0.00	-24.33	0.00	0.00	24.33	0.00	-24.33	0.00	0.00
Total Travel:	32.69	16.67	-16.02	-96.10	-96.10	131.29	200.00	68.71	34.36	34.36
Direct Client Assistance										
8900-25-99 Direct Client Assistance Budget	0.00	16,700.00	16,700.00	100.00	100.00	0.00	200,400.00	200,400.00	100.00	100.00
8902-25-99 Metro Neighborhood Development C	0.00	0.00	0.00	0.00	0.00	3,500.00	0.00	-3,500.00	0.00	0.00
8904-25-99 Church Pledges to specific client	400.00	0.00	-400.00	0.00	0.00	2,125.00	0.00	-2,125.00	0.00	0.00
8905-25-99 Church Monthly Donations to EA	0.00	0.00	0.00	0.00	0.00	3,739.60	0.00	-3,739.60	0.00	0.00
8906-25-99 CHI Medical Assistance	25.10	0.00	-25.10	0.00	0.00	2,486.68	0.00	-2,486.68	0.00	0.00
8907-25-99 Kosair	0.00	0.00	0.00	0.00	0.00	2,400.49	0.00	-2,400.49	0.00	0.00
8908-25-99 Community Wintehelp	386.00	0.00	-386.00	0.00	0.00	15,788.71	0.00	-15,788.71	0.00	0.00
8909-25-99 Utility Match Water	5,575.00	0.00	-5,575.00	0.00	0.00	25,958.00	0.00	-25,958.00	0.00	0.00
8910-25-99 Utility Match LGE	325.00	0.00	-325.00	0.00	0.00	47,128.00	0.00	-47,128.00	0.00	0.00
8911-25-99 EA Discretionary	1,038.88	0.00	-1,038.88	0.00	0.00	33,146.55	0.00	-33,146.55	0.00	0.00
8912-25-99 Neighborhood Development Grant E	30,469.47	0.00	-30,469.47	0.00	0.00	783,390.43	0.00	-783,390.43	0.00	0.00
8915-25-99 Metro Covid Utility Assistance:EA	216,829.31	0.00	-216,829.31	0.00	0.00	579,553.74	0.00	-579,553.74	0.00	0.00
Total Direct Client Assistance:	255,048.76	16,700.00	-238,348.76	-1,427.24	-1,427.24	1,499,217.20	200,400.00	-1,298,817.20	-848.11	-848.11

No CPA provides any assurance on these financial statements.

Program Income Statement
 For The 11 Periods Ended 5/31/2021
 Emergency Assistance

So. Louisville Community Ministries (SLC)

	Period to Date	ORIGINAL		Variance	Var %	Year to Date	ORIGINAL		Variance	Var %
		PTD Budget					Annual Budget			
Total Expenses:	257,513.88	19,615.10		-237,898.78	-1,212.83	1,526,458.39	235,381.00	-1,291,077.39	-548.51	
Net Income from Operations:	-52,026.88	-5,323.43		-46,703.45	-877.32	-73,168.28	-63,881.00	-9,287.28	-14.54	
Other Income and Expense	0.00	0.00	0.00	0.00	0.00	10,000.00	0.00	10,000.00	0.00	
Restricted Pass-Through Funds	0.00	0.00	0.00	0.00	0.00	7,650.00	0.00	7,650.00	0.00	
3617-25-99 Kosair - EA										
3626-25-99 Metro Match - LGE										
Total Restricted Pass-Through Funds:	0.00	0.00	0.00	0.00	0.00	17,650.00	0.00	17,650.00	0.00	
Total Other Income and Expense:	0.00	0.00	0.00	0.00	0.00	17,650.00	0.00	17,650.00	0.00	
Earnings before Income Tax:	-52,026.88	-5,323.43	-46,703.45	-877.32	-55,518.28	-63,881.00	-63,881.00	8,362.72	13.09	
Net Income (Loss):	-52,026.88	-5,323.43	-46,703.45	-877.32	-55,518.28	-63,881.00	-63,881.00	8,362.72	13.09	

No CPA provides any assurance on these financial statements.

Program Income Statement
For The 11 Periods Ended 5/31/2021
Meals on Wheels

So. Louisville Community Ministries (SLC)

	ORIGINAL		Variance	Var %	Year to Date	ORIGINAL		Variance	Var %
	Period to Date	PTD Budget				Annual Budget	Annual Budget		
Revenue									
Individual Contributions									
3030-40-00	0.00	0.00	0.00	0.00	23.00	0.00	23.00	23.00	0.00
Donations - Individual Giving	0.00	0.00	0.00	0.00	23.00	0.00	23.00	23.00	0.00
Total Individual Contributions:									
Annual EA Grants									
3355-40-00	1,000.00	1,000.00	0.00	0.00	11,000.00	12,000.00	-1,000.00	-1,000.00	-8.33
CHI Grants - MOW	1,000.00	1,000.00	0.00	0.00	11,000.00	12,000.00	-1,000.00	-1,000.00	-8.33
Total Annual EA Grants:									
Metro Govt Grants									
3330-40-00	2,725.00	458.33	2,266.67	494.55	12,008.53	5,500.00	6,508.53	118.34	118.34
Metro MOW Reimbursement	2,725.00	458.33	2,266.67	494.55	12,008.53	5,500.00	6,508.53	118.34	118.34
Total Metro Govt Grants:									
Total Revenue:	3,725.00	1,458.33	2,266.67	155.43	23,031.53	17,500.00	5,531.53	31.61	31.61
Gross Profit:	3,725.00	1,458.33	2,266.67	155.43	23,031.53	17,500.00	5,531.53	31.61	31.61
Expenses									
Salaries									
7002-40-00	1,184.74	1,086.83	-97.91	-9.01	12,433.14	13,042.00	608.86	4.67	4.67
Salaries - Non-Exempt	1,184.74	1,086.83	-97.91	-9.01	12,433.14	13,042.00	608.86	4.67	4.67
Total Salaries:									
Employee Benefits									
7100-40-00	0.00	666.67	666.67	100.00	0.00	8,000.00	8,000.00	100.00	100.00
Health/Life/Disability - Budget	0.00	666.67	666.67	100.00	0.00	8,000.00	8,000.00	100.00	100.00
7102-40-00	27.06	0.00	-27.06	0.00	267.96	0.00	-267.96	0.00	0.00
Life Insurance Premium	27.06	0.00	-27.06	0.00	267.96	0.00	-267.96	0.00	0.00
7103-40-00	699.68	0.00	-699.68	0.00	6,801.28	0.00	-6,801.28	0.00	0.00
Health Insurance Premiums	699.68	0.00	-699.68	0.00	6,801.28	0.00	-6,801.28	0.00	0.00
Total Employee Benefits:									
Total Employee Benefits:	726.74	666.67	-60.07	-9.01	7,069.24	8,000.00	930.76	11.63	11.63
Payroll Taxes									
7201-40-00	170.29	252.00	81.71	32.42	1,761.70	3,024.00	1,262.30	41.74	41.74
Payroll Taxes	170.29	252.00	81.71	32.42	1,761.70	3,024.00	1,262.30	41.74	41.74
Total Payroll Taxes:									
Professional Fees									
8011-40-00	0.00	0.00	0.00	0.00	279.50	0.00	-279.50	0.00	0.00
Contract Labor:Meals on Wheels-Ge	0.00	0.00	0.00	0.00	279.50	0.00	-279.50	0.00	0.00
Total Professional Fees:									
Total Professional Fees:	0.00	0.00	0.00	0.00	279.50	0.00	-279.50	0.00	0.00
Supplies									
8106-40-00	0.00	0.00	0.00	0.00	24.37	0.00	-24.37	0.00	0.00
Office stationery and supplies	0.00	0.00	0.00	0.00	24.37	0.00	-24.37	0.00	0.00
8150-40-00	0.00	0.00	0.00	0.00	44.50	0.00	-44.50	0.00	0.00
Program Supplies	0.00	0.00	0.00	0.00	44.50	0.00	-44.50	0.00	0.00
8152-40-00	0.00	0.00	0.00	0.00	55.00	0.00	-55.00	0.00	0.00
Training Fees:Meals on Wheels-Ge	0.00	0.00	0.00	0.00	55.00	0.00	-55.00	0.00	0.00
8155-40-00	0.00	41.67	41.67	100.00	0.00	500.00	500.00	100.00	100.00
Tokens of Appreciation - Volunteers	0.00	41.67	41.67	100.00	0.00	500.00	500.00	100.00	100.00
Total Supplies:									
Total Supplies:	0.00	41.67	41.67	100.00	123.87	500.00	376.13	75.23	75.23
Travel									

No CPA provides any assurance on these financial statements.

Program Income Statement
 For The 11 Periods Ended 5/31/2021
 Meals on Wheels

So. Louisville Community Ministries (SLC)

	Period to Date	ORIGINAL		Variance	Var %	Year to Date	ORIGINAL		Variance	Var %
		PTD Budget (Continued)	Annual Budget				Annual Budget	Annual Budget		
Travel 8707-40-00	7.48	41.67		34.19	82.05	172.92	500.00	327.08	327.08	65.42
Mileage Reimbursement	7.48	41.67		34.19	82.05	172.92	500.00	327.08	327.08	65.42
Total Travel:	0.00	0.00		0.00	0.00	160.42	0.00	-160.42	-160.42	0.00
Dues & Subscriptions 9001-40-00	0.00	0.00		0.00	0.00	160.42	0.00	-160.42	-160.42	0.00
Dues & Subscriptions:Meals on Whe	2,089.25	2,088.84		-0.41	-0.02	22,000.79	25,066.00	3,065.21	3,065.21	12.23
Total Dues & Subscriptions:	1,635.75	-630.51		2,266.26	359.43	1,030.74	-7,566.00	8,596.74	8,596.74	113.62
Total Expenses:	1,635.75	-630.51		2,266.26	359.43	1,030.74	-7,566.00	8,596.74	8,596.74	113.62
Net Income from Operations:	1,635.75	-630.51		2,266.26	359.43	1,030.74	-7,566.00	8,596.74	8,596.74	113.62
Earnings before Income Tax:	1,635.75	-630.51		2,266.26	359.43	1,030.74	-7,566.00	8,596.74	8,596.74	113.62
Net Income (Loss):	1,635.75	-630.51		2,266.26	359.43	1,030.74	-7,566.00	8,596.74	8,596.74	113.62

No CPA provides any assurance on these financial statements.

Event Income Statement
For The 11 Periods Ended 5/31/2021
Admin

So. Louisville Community Ministries (SLC)

	ORIGINAL		Year to Date	ORIGINAL Annual Budget	Variance	Var %	Year to Date	ORIGINAL Annual Budget	Variance	Var %
	Period to Date	PTD Budget								
Revenue	3,638.89	1,833.33	1,805.56	98.49	18,119.88	22,000.00	-3,880.12	-17.64		
Revenue	3,638.89	1,833.33	1,805.56	98.49	18,119.88	22,000.00	-3,880.12	-17.64		
Bookstore Sales:Rosewater										
Total Revenue:	5,822.71	6,416.67	-593.96	-9.26	114,979.46	77,000.00	37,979.46	49.32		
Individual Contributions	0.00	0.00	0.00	0.00	75.00	0.00	75.00	0.00		
3030-00-00 Donations - Individual Giving	0.00	0.00	0.00	0.00	23.00	0.00	23.00	0.00		
3030-20-00 Donations:Rosewater										
3030-40-00 Donations - Individual Giving										
Total Individual Contributions:	5,822.71	6,416.67	-593.96	-9.26	115,077.46	77,000.00	38,077.46	49.45		
Business/Corporate Giving	0.00	1,666.67	-1,666.67	-100.00	3,075.00	20,000.00	-16,925.00	-84.63		
3035-00-00 Foundations & Corporations										
Total Business/Corporate Giving:	0.00	1,666.67	-1,666.67	-100.00	3,075.00	20,000.00	-16,925.00	-84.63		
Memorials	50.00	0.00	50.00	0.00	50.00	0.00	50.00	0.00		
3040-00-00 Memorials										
Total Memorials:	50.00	0.00	50.00	0.00	50.00	0.00	50.00	0.00		
Fundraising Efforts	0.00	2,833.33	-2,833.33	-100.00	0.00	34,000.00	-34,000.00	-100.00		
3205-15-00 Special Fundraising Events										
3206-15-00 Fundraising Event Expense	0.00	-1,458.33	1,458.33	100.00	0.00	-17,500.00	17,500.00	100.00		
Total Fundraising Efforts:	0.00	1,375.00	-1,375.00	-100.00	0.00	16,500.00	-16,500.00	-100.00		
Grants - Misc	5,000.00	1,666.67	3,333.33	200.00	19,538.59	20,000.00	-461.41	-2.31		
3258-00-00 Grants - Miscellaneous										
3258-20-00 Grants - Miscellaneous:Rosewater	0.00	833.33	-833.33	-100.00	0.00	10,000.00	-10,000.00	-100.00		
3265-00-00 Metro Council Utility Assistance	0.00	0.00	0.00	0.00	13,500.00	0.00	13,500.00	0.00		
Total Grants - Misc:	5,000.00	2,500.00	2,500.00	100.00	33,038.59	30,000.00	3,038.59	10.13		
Annual EA Grants	1,000.00	1,000.00	0.00	0.00	11,000.00	12,000.00	-1,000.00	-8.33		
3355-40-00 CHI Grants - MOW										
Total Annual EA Grants:	1,000.00	1,000.00	0.00	0.00	11,000.00	12,000.00	-1,000.00	-8.33		
Metro Govt Grants	0.00	0.00	0.00	0.00	128,287.50	143,955.00	-15,667.50	-10.88		
3310-05-00 Metro Formula Grant										
3320-00-00 NDF - Admin	0.00	541.67	-541.67	-100.00	0.00	6,500.00	-6,500.00	-100.00		
3330-40-00 Metro MOW Reimbursement	2,725.00	458.33	2,266.67	494.55	12,008.53	5,500.00	6,508.53	118.34		
Total Metro Govt Grants:	2,725.00	1,000.00	1,725.00	172.50	140,296.03	155,955.00	-15,658.97	-10.04		
Utility Grants	0.00	861.08	-861.08	-100.00	8,070.00	10,333.00	-2,263.00	-21.90		
3628-00-00 UM Admin										

No CPA provides any assurance on these financial statements.

Event Income Statement
 For The 11 Periods Ended 5/31/2021
 Admin

So. Louisville Community Ministries (SLC)

	ORIGINAL		Variance	Var %	Year to Date	Annual Budget	Variance	Var %
	Period to Date	PTD Budget						
Total Utility Grants:	0.00	861.08	-861.08	-100.00	8,070.00	10,333.00	-2,263.00	-21.90
Church Contributions								
3112-00-00 Church Donations	5,100.00	416.67	4,683.33	1,123.99	24,516.69	5,000.00	19,516.69	390.33
Total Church Contributions:	5,100.00	416.67	4,683.33	1,123.99	24,516.69	5,000.00	19,516.69	390.33
Total Revenue:	23,336.60	17,069.42	6,267.18	36.72	353,243.65	348,788.00	4,455.65	1.28
Gross Profit:	23,336.60	17,069.42	6,267.18	36.72	353,243.65	348,788.00	4,455.65	1.28
Expenses								
Salaries								
7001-00-00 Salaries - Exempt	1,804.12	2,751.67	947.55	34.44	19,334.85	33,020.00	13,685.15	41.45
7001-05-00 Salaries - Exempt	7,529.22	6,016.67	-1,512.55	-25.14	80,169.89	72,200.00	-7,969.89	-11.04
7002-00-00 Salaries - Non-Exempt	0.00	0.00	0.00	0.00	12,904.59	0.00	-12,904.59	0.00
7002-05-00 Salaries - Non-Exempt	5,102.89	5,127.08	24.19	0.47	57,442.46	61,525.00	4,082.54	6.64
7002-25-00 Salaries - Non-Exempt	0.00	649.67	649.67	100.00	0.00	7,796.00	7,796.00	100.00
7002-40-00 Salaries - Non-Exempt	1,184.74	1,086.83	-97.91	-9.01	12,433.14	13,042.00	608.86	4.67
Total Salaries:	15,620.97	15,631.92	10.95	0.07	182,284.93	187,583.00	5,298.07	2.82
Employee Benefits								
7100-00-00 Health/Life/Disability - Budget	0.00	1,330.58	1,330.58	100.00	0.00	15,967.00	15,967.00	100.00
7100-25-00 Health/Life/Disability - Budget	0.00	1,694.42	1,694.42	100.00	0.00	20,333.00	20,333.00	100.00
7100-40-00 Health/Life/Disability - Budget	0.00	666.67	666.67	100.00	0.00	8,000.00	8,000.00	100.00
7102-00-00 Life Insurance Premium	52.90	0.00	-52.90	0.00	581.90	0.00	-581.90	0.00
7102-25-00 Life Insurance Premium	89.73	0.00	-89.73	0.00	987.03	0.00	-987.03	0.00
7102-40-00 Life Insurance Premium	27.06	0.00	-27.06	0.00	267.96	0.00	-267.96	0.00
7103-00-00 Health Insurance Premiums	685.22	0.00	-685.22	0.00	7,327.13	0.00	-7,327.13	0.00
7103-25-00 Health Insurance Premiums	1,993.70	0.00	-1,993.70	0.00	20,552.76	0.00	-20,552.76	0.00
7103-40-00 Health Insurance Premiums	699.68	0.00	-699.68	0.00	6,801.28	0.00	-6,801.28	0.00
Total Employee Benefits:	3,548.29	3,691.67	143.38	3.88	36,518.06	44,300.00	7,781.94	17.57
Payroll Taxes								
7201-00-00 Payroll Taxes	714.00	814.00	100.00	12.29	7,612.04	9,768.00	2,155.96	22.07
7201-25-00 Payroll Taxes	309.80	446.00	136.20	30.54	4,548.44	5,352.00	803.56	15.01
7201-40-00 Payroll Taxes	170.29	252.00	81.71	32.42	1,761.70	3,024.00	1,262.30	41.74
7203-00-00 Workers Compensation Insurance	0.00	158.33	158.33	100.00	1,471.80	1,900.00	428.20	22.54
7203-05-00 Workers Compensation Insurance	0.00	0.00	0.00	0.00	335.20	0.00	-335.20	0.00
Total Payroll Taxes:	1,194.09	1,670.33	476.24	28.51	15,729.18	20,044.00	4,314.82	21.53
Professional Fees								
8008-00-00 Audit and Accounting Fees	1,000.00	114.17	-885.83	-775.89	1,170.00	1,370.00	200.00	14.60

No CPA provides any assurance on these financial statements.

Event Income Statement
 For The 11 Periods Ended 5/31/2021
 Admin

So. Louisville Community Ministries (SLC)

	Period to Date	ORIGINAL		Variance	Var %	Year to Date	ORIGINAL		Variance	Var %
		PTD Budget	(Continued)				Annual Budget			
Professional Fees										
8008-05-00	0.00	652.50		652.50	100.00	8,030.00	7,830.00	-200.00	-2.55	
8009-00-00	53.41	25.00		-28.41	-113.64	621.90	300.00	-321.90	-107.30	
8009-05-00	213.64	233.33		19.69	8.44	2,487.57	2,800.00	312.43	11.16	
8010-00-00	0.00	0.00		0.00	0.00	2,250.00	0.00	-2,250.00	0.00	
8011-00-00	207.52	258.33		50.81	19.67	2,403.36	3,100.00	696.64	22.47	
8011-40-00	0.00	0.00		0.00	0.00	279.50	0.00	-279.50	0.00	
8012-00-00	141.75	573.75		432.00	75.29	1,518.75	6,885.00	5,366.25	77.94	
8012-05-00	567.00	101.25		-465.75	-460.00	6,075.00	1,215.00	-4,860.00	-400.00	
8013-00-00	0.00	20.83		20.83	100.00	441.75	250.00	-191.75	-76.70	
Total Professional Fees:	2,183.32	1,979.16		-204.16	-10.32	25,277.83	23,750.00	-1,527.83	-6.43	
Supplies										
8104-00-00	0.00	83.33		83.33	100.00	77.88	1,000.00	922.12	92.12	
8104-20-00	0.00	0.00		0.00	0.00	34.65	0.00	-34.65	0.00	
8106-00-00	0.00	0.00		0.00	0.00	42.39	0.00	-42.39	0.00	
8106-05-00	232.15	166.67		-65.48	-39.29	495.72	2,000.00	1,504.28	75.21	
8106-15-00	60.89	0.00		-60.89	0.00	60.89	0.00	-60.89	0.00	
8106-40-00	0.00	0.00		0.00	0.00	24.37	0.00	-24.37	0.00	
8107-00-00	32.86	83.33		50.47	60.57	347.64	1,000.00	652.36	65.24	
8107-05-00	131.46	183.33		51.87	28.29	1,390.62	2,200.00	809.38	36.79	
8110-20-00	69.71	0.00		-69.71	0.00	89.39	0.00	-89.39	0.00	
8140-00-00	183.97	83.33		-80.64	-96.77	404.58	1,000.00	595.42	59.54	
8140-20-00	0.00	0.00		0.00	0.00	40.06	0.00	-40.06	0.00	
8150-20-00	0.00	50.00		50.00	100.00	55.00	600.00	545.00	90.83	
8150-40-00	0.00	0.00		0.00	0.00	44.50	0.00	-44.50	0.00	
8152-00-00	0.00	0.00		0.00	0.00	250.00	0.00	-250.00	0.00	
8152-40-00	0.00	0.00		0.00	0.00	55.00	0.00	-55.00	0.00	
8155-00-00	0.00	16.67		16.67	100.00	114.98	200.00	85.02	42.51	
8155-25-00	0.00	25.00		25.00	100.00	0.00	300.00	300.00	100.00	
8155-40-00	0.00	41.67		41.67	100.00	0.00	500.00	500.00	100.00	
Total Supplies:	691.04	733.33		42.29	5.77	3,527.67	8,800.00	5,272.33	59.91	
Telephone										
8201-00-00	53.51	53.00		-0.51	-0.96	561.19	636.00	74.81	11.76	
8201-05-00	214.06	208.33		-5.73	-2.75	2,244.80	2,500.00	255.20	10.21	
8201-20-00	280.11	72.00		-208.11	-289.04	1,646.43	864.00	-782.43	-90.56	
Total Telephone:	547.68	333.33		-214.35	-64.31	4,452.42	4,000.00	-452.42	-11.31	

No CPA provides any assurance on these financial statements.

Event Income Statement
For The 11 Periods Ended 5/31/2021
Admin

So. Louisville Community Ministries (SLC)

	Period to Date		ORIGINAL		Variance	Var %	Year to Date		ORIGINAL		Variance	Var %
	PTD Budget	Actual	PTD Budget	Actual			Annual Budget	Actual	Annual Budget	Actual		
Postage and Shipping												
8301-00-00 Postage	0.00	0.00	0.00	0.00	0.00	0.00	757.28	0.00	0.00	-757.28	0.00	
8301-05-00 Postage:Metro Formula Grant	0.00	0.00	166.67	166.67	166.67	100.00	737.45	2,000.00	2,000.00	1,262.55	63.13	
8301-15-00 Postage:Fund Development	0.00	0.00	41.67	41.67	41.67	100.00	0.00	500.00	500.00	500.00	100.00	
Total Postage and Shipping:	0.00	0.00	208.34	208.34	208.34	100.00	1,494.73	2,500.00	2,500.00	1,005.27	40.21	
Occupancy												
8401-00-00 Rent	110.00	110.00	82.50	82.50	-27.50	-33.33	1,210.00	990.00	990.00	-220.00	-22.22	
8401-05-00 Rent	440.00	440.00	467.50	467.50	27.50	5.88	4,840.00	5,610.00	5,610.00	770.00	13.73	
8401-20-00 Rent:Rosewater	1,500.00	1,500.00	1,200.00	1,200.00	-300.00	-25.00	16,500.00	14,400.00	14,400.00	-2,100.00	-14.58	
8405-00-00 Electricity & Gas	79.16	79.16	116.67	116.67	37.51	32.15	1,225.68	1,400.00	1,400.00	174.32	12.45	
8405-05-00 Electricity & Gas	316.64	316.64	625.00	625.00	308.36	49.34	4,902.75	7,500.00	7,500.00	2,597.25	34.63	
8405-20-00 Electricity:Rosewater	0.00	0.00	300.00	300.00	300.00	100.00	0.00	3,600.00	3,600.00	0.00	100.00	
8409-00-00 Contract Maintenance Services	9.80	9.80	41.67	41.67	31.87	76.48	88.20	500.00	500.00	411.80	82.36	
8409-05-00 Contract Maintenance Services:Met	0.00	0.00	0.00	0.00	0.00	0.00	78.40	0.00	0.00	-78.40	0.00	
8409-25-00 Contract Maintenance Services	39.20	39.20	41.67	41.67	2.47	5.93	274.40	500.00	500.00	225.60	45.12	
8413-20-00 Building & Grounds Maint Supplies:f	0.00	0.00	0.00	0.00	0.00	0.00	2,004.04	0.00	0.00	-2,004.04	0.00	
Total Occupancy:	2,494.80	2,494.80	2,875.01	2,875.01	380.21	13.22	31,123.47	34,500.00	34,500.00	3,376.53	9.79	
Rental, R&M of Equipment												
8501-25-00 Program Equipment	0.00	0.00	41.67	41.67	41.67	100.00	0.00	500.00	500.00	500.00	100.00	
8502-00-00 Equipment Maintenance & Repair	0.00	0.00	41.67	41.67	41.67	100.00	0.00	500.00	500.00	500.00	100.00	
8504-00-00 Computer Hardware/Software	0.00	0.00	0.00	0.00	0.00	0.00	159.00	0.00	0.00	-159.00	0.00	
8504-25-00 Computer Hardware/Software:Emer	0.00	0.00	0.00	0.00	0.00	0.00	747.27	0.00	0.00	-747.27	0.00	
8505-00-00 Computer Services(Website, Backup)	370.25	370.25	83.33	83.33	-286.92	-344.32	1,742.44	1,000.00	1,000.00	-742.44	-74.24	
8505-15-00 Computer Services(Website, Backup)	0.00	0.00	66.67	66.67	66.67	100.00	0.00	800.00	800.00	800.00	100.00	
Total Rental, R&M of Equipment:	370.25	370.25	233.34	233.34	-136.91	-58.67	2,648.71	2,800.00	2,800.00	151.29	5.40	
Printing & Publication												
8601-20-00 Printing:Rosewater-Gen	0.00	0.00	0.00	0.00	0.00	0.00	450.00	0.00	0.00	-450.00	0.00	
8607-15-00 Publications	0.00	0.00	125.00	125.00	125.00	100.00	8.94	1,500.00	1,500.00	1,491.06	99.40	
Total Printing & Publication:	0.00	0.00	125.00	125.00	125.00	100.00	458.94	1,500.00	1,500.00	1,041.06	69.40	
Travel												
8707-20-00 Mileage Reimbursement:Rosewater	8.36	8.36	0.00	0.00	-8.36	0.00	15.00	0.00	0.00	-15.00	0.00	
8707-25-00 Mileage Reimbursement	8.36	8.36	16.67	16.67	8.31	49.85	106.96	200.00	200.00	93.04	46.52	
8707-40-00 Mileage Reimbursement	7.48	7.48	41.67	41.67	34.19	82.05	172.92	500.00	500.00	327.08	65.42	
Total Travel:	24.20	24.20	58.34	58.34	34.14	58.52	294.88	700.00	700.00	405.12	57.87	
Dues & Subscriptions												

No CPA provides any assurance on these financial statements.

Event Income Statement
For The 11 Periods Ended 5/31/2021
Admin

So. Louisville Community Ministries (SLC)

	Period to Date	ORIGINAL		Var %	Year to Date	ORIGINAL		Variance	Var %
		PTD Budget	(Continued)			Annual Budget			
Dues & Subscriptions									
9001-00-00	0.00	48.33	48.33	100.00	60.00	580.00	520.00	89.66	0.00
9001-40-00	0.00	0.00	0.00	0.00	160.42	0.00	-160.42	0.00	62.00
Total Dues & Subscriptions:	0.00	48.33	48.33	100.00	220.42	580.00	359.58		
Interest Expense									
9203-00-00	48.40	83.33	34.93	41.92	665.15	1,000.00	334.85	33.49	33.49
Total Interest Expense:	48.40	83.33	34.93	41.92	665.15	1,000.00	334.85		
Insurance									
9330-00-00	0.00	30.33	30.33	100.00	594.81	364.00	-230.81	-63.41	40.52
9330-05-00	0.00	333.33	333.33	100.00	2,379.25	4,000.00	1,620.75	-177.94	-35.31
9330-20-00	0.00	42.00	42.00	100.00	681.94	504.00	-177.94	0.00	0.00
9350-00-00	0.00	187.33	187.33	100.00	2,248.00	2,248.00	0.00	17.03	17.03
Total Insurance:	0.00	592.99	592.99	100.00	5,904.00	7,116.00	1,212.00		
Misc Expense									
9441-00-00	0.00	0.00	0.00	0.00	260.06	0.00	-260.06	0.00	0.00
9455-00-00	0.00	0.00	0.00	0.00	71.11	0.00	-71.11	0.00	0.00
9456-00-00	42.50	104.17	61.67	59.20	125.00	1,250.00	1,125.00	90.00	90.00
Total Misc Expense:	42.50	104.17	61.67	59.20	456.17	1,250.00	793.83	63.51	63.51
Total Expenses:	26,765.54	28,368.59	1,603.05	5.65	311,056.56	340,423.00	29,366.44	8.63	8.63
Net Income from Operations:	-3,428.94	-11,299.17	7,870.23	69.65	42,187.09	8,365.00	33,822.09	404.33	404.33
Other Income and Expense									
Restricted Pass-Through Funds									
3680-00-00	0.00	0.00	0.00	0.00	208,833.16	0.00	208,833.16	0.00	0.00
Total Restricted Pass-Through Funds:	0.00	0.00	0.00	0.00	208,833.16	0.00	208,833.16	0.00	0.00
Pass-through Funds Expended									
6680-00-00	-26,268.31	0.00	-26,268.31	0.00	-252,206.31	0.00	-252,206.31	0.00	0.00
Total Pass-through Funds Expended:	-26,268.31	0.00	-26,268.31	0.00	-252,206.31	0.00	-252,206.31	0.00	0.00
Other Income/Expense									
8400-00-00	0.00	0.00	0.00	0.00	11.33	0.00	11.33	0.00	0.00
Total Other Income/Expense:	0.00	0.00	0.00	0.00	11.33	0.00	11.33	0.00	0.00
Total Other Income and Expense:	-26,268.31	0.00	-26,268.31	0.00	-43,361.82	0.00	-43,361.82	0.00	0.00
Earnings before Income Tax:	-29,697.25	-11,299.17	-18,398.08	-162.83	-1,174.73	8,365.00	-9,539.73	-114.04	-114.04
Net Income (Loss):	-29,697.25	-11,299.17	-18,398.08	-162.83	-1,174.73	8,365.00	-9,539.73	-114.04	-114.04

No CPA provides any assurance on these financial statements.

Event Income Statement
 For The 11 Periods Ended 5/31/2021
 Gheens Grant

So. Louisville Community Ministries (SLC)

	Period to Date	ORIGINAL		Variance	Var %	Year to Date	ORIGINAL		Variance	Var %
		PTD Budget					Annual Budget			
Revenue										
Grants - Misc										
3258-00-01										
Grants - Miscellaneous:Gen-Gheens	0.00	0.00	0.00	0.00	0.00	25,000.00	0.00	25,000.00	0.00	0.00
Total Grants - Misc:	0.00	0.00	0.00	0.00	0.00	25,000.00	0.00	25,000.00	0.00	0.00
Total Revenue:	0.00	0.00	0.00	0.00	0.00	25,000.00	0.00	25,000.00	0.00	0.00
Gross Profit										
Expenses										
Fund Development										
8800-20-01										
Gheens Grant:Rosewater-Gheens C	0.00	0.00	0.00	0.00	0.00	5,000.00	0.00	-5,000.00	0.00	0.00
Total Fund Development:	0.00	0.00	0.00	0.00	0.00	5,000.00	0.00	-5,000.00	0.00	0.00
Total Expenses:	0.00	0.00	0.00	0.00	0.00	5,000.00	0.00	-5,000.00	0.00	0.00
Net Income from Operations:	0.00	0.00	0.00	0.00	0.00	5,000.00	0.00	-5,000.00	0.00	0.00
Earnings before Income Tax:	0.00	0.00	0.00	0.00	0.00	20,000.00	0.00	20,000.00	0.00	0.00
Net Income (Loss):	0.00	0.00	0.00	0.00	0.00	20,000.00	0.00	20,000.00	0.00	0.00
	0.00	0.00	0.00	0.00	0.00	20,000.00	0.00	20,000.00	0.00	0.00

No CPA provides any assurance on these financial statements.

Event Income Statement
 For The 11 Periods Ended 5/31/2021
 Kroger Cards

So. Louisville Community Ministries (SLC)

	Period to Date	ORIGINAL		Variance	Var %	Year to Date	ORIGINAL		Variance	Var %
		PTD Budget	Annual Budget				Annual Budget	Annual Budget		
Revenue										
Fundraising Efforts										
3200-15-30	0.00	0.00	0.00	0.00	0.00	215.24	0.00	215.24	0.00	0.00
Fundraising Income - Kroger Cards	0.00	0.00	0.00	0.00	0.00	215.24	0.00	215.24	0.00	0.00
Total Fundraising Efforts:	0.00	0.00	0.00	0.00	0.00	215.24	0.00	215.24	0.00	0.00
Total Revenue:	0.00	0.00	0.00	0.00	0.00	215.24	0.00	215.24	0.00	0.00
Gross Profit:	0.00	0.00	0.00	0.00	0.00	215.24	0.00	215.24	0.00	0.00
Net Income from Operations:	0.00	0.00	0.00	0.00	0.00	215.24	0.00	215.24	0.00	0.00
Earnings before Income Tax:	0.00	0.00	0.00	0.00	0.00	215.24	0.00	215.24	0.00	0.00
Net Income (Loss):	0.00	0.00	0.00	0.00	0.00	215.24	0.00	215.24	0.00	0.00

No CPA provides any assurance on these financial statements.

Event Income Statement
 For The 11 Periods Ended 5/31/2021
 Our Neighborhood Fund

So. Louisville Community Ministries (SLC)

Revenue	Period to Date	ORIGINAL		Variance	Var %	Year to Date	ORIGINAL		Variance	Var %
		PTD Budget	Annual Budget				Annual Budget	Annual Budget		
Individual Contributions										
3030-00-40	0.00	0.00	0.00	0.00	0.00	1,075.00	0.00	1,075.00	0.00	0.00
3030-25-40	0.00	0.00	0.00	0.00	0.00	4,200.00	0.00	4,200.00	0.00	0.00
Total Individual Contributions:	0.00	0.00	0.00	0.00	0.00	5,275.00	0.00	5,275.00	0.00	0.00
Total Revenue:	0.00	0.00	0.00	0.00	0.00	5,275.00	0.00	5,275.00	0.00	0.00
Gross Profit:	0.00	0.00	0.00	0.00	0.00	5,275.00	0.00	5,275.00	0.00	0.00
Net Income from Operations:	0.00	0.00	0.00	0.00	0.00	5,275.00	0.00	5,275.00	0.00	0.00
Earnings before Income Tax:	0.00	0.00	0.00	0.00	0.00	5,275.00	0.00	5,275.00	0.00	0.00
Net Income (Loss):	0.00	0.00	0.00	0.00	0.00	5,275.00	0.00	5,275.00	0.00	0.00

Donations: Our Neighborhood Fund
 Donations: Emergency Assistance-C

No CPA provides any assurance on these financial statements.

Event Income Statement
 For The 11 Periods Ended 5/31/2021
 Taste of South Louisville

So. Louisville Community Ministries (SLC)

	Period to Date	ORIGINAL		Variance	Var %	Year to Date	ORIGINAL		Variance	Var %
		PTD Budget	Annual Budget				Annual Budget	Annual Budget		
Revenue										
Fundraising Efforts										
3205-15-58 Taste of South Louisville Income	0.00	0.00	0.00	0.00	0.00	16,620.00	0.00	0.00	16,620.00	0.00
3206-15-58 Taste of South Louisville Expense	0.00	0.00	0.00	0.00	0.00	-2,958.24	0.00	0.00	-2,958.24	0.00
Total Fundraising Efforts:	0.00	0.00	0.00	0.00	0.00	13,661.76	0.00	0.00	13,661.76	0.00
Metro Govt Grants										
3320-00-58 NDF - Admin-Taste of South Louisvi	0.00	0.00	0.00	0.00	0.00	3,650.00	0.00	0.00	3,650.00	0.00
Total Metro Govt Grants:	0.00	0.00	0.00	0.00	0.00	3,650.00	0.00	0.00	3,650.00	0.00
Total Revenue:	0.00	0.00	0.00	0.00	0.00	17,311.76	0.00	0.00	17,311.76	0.00
Gross Profit:	0.00	0.00	0.00	0.00	0.00	17,311.76	0.00	0.00	17,311.76	0.00
Expenses										
Rental, R&M of Equipment										
8505-15-58 Computer Services(Website, Backu	0.00	0.00	0.00	0.00	0.00	600.00	0.00	0.00	-600.00	0.00
Total Rental, R&M of Equipment:	0.00	0.00	0.00	0.00	0.00	600.00	0.00	0.00	-600.00	0.00
Total Expenses:	0.00	0.00	0.00	0.00	0.00	600.00	0.00	0.00	-600.00	0.00
Net Income from Operations:	0.00	0.00	0.00	0.00	0.00	16,711.76	0.00	0.00	16,711.76	0.00
Earnings before Income Tax:	0.00	0.00	0.00	0.00	0.00	16,711.76	0.00	0.00	16,711.76	0.00
Net Income (Loss):	0.00	0.00	0.00	0.00	0.00	16,711.76	0.00	0.00	16,711.76	0.00

No CPA provides any assurance on these financial statements.

Event Income Statement
 For The 11 Periods Ended 5/31/2021
 Families Helping Families

So. Louisville Community Ministries (SLC)

	Period to Date	ORIGINAL		Variance	Var %	Year to Date	ORIGINAL		Variance	Var %
		PTD Budget	Annual Budget				Year to Date	Annual Budget		
Revenue										
Fundraising Efforts										
3205-15-63	0.00	0.00	0.00	0.00	0.00	35,332.00	0.00	35,332.00	0.00	0.00
3206-15-63	0.00	0.00	0.00	0.00	0.00	-1,421.56	0.00	-1,421.56	0.00	0.00
Total Fundraising Efforts:	0.00	0.00	0.00	0.00	0.00	33,910.44	0.00	33,910.44	0.00	0.00
Metro Govt Grants										
3320-00-63	0.00	0.00	0.00	0.00	0.00	6,000.00	0.00	6,000.00	0.00	0.00
NDF - Admin--Families Helping Fam										
Total Metro Govt Grants:	0.00	0.00	0.00	0.00	0.00	6,000.00	0.00	6,000.00	0.00	0.00
Total Revenue:	0.00	0.00	0.00	0.00	0.00	39,910.44	0.00	39,910.44	0.00	0.00
Gross Profit:	0.00	0.00	0.00	0.00	0.00	39,910.44	0.00	39,910.44	0.00	0.00
Net Income from Operations:	0.00	0.00	0.00	0.00	0.00	39,910.44	0.00	39,910.44	0.00	0.00
Earnings before Income Tax:	0.00	0.00	0.00	0.00	0.00	39,910.44	0.00	39,910.44	0.00	0.00
Net Income (Loss):	0.00	0.00	0.00	0.00	0.00	39,910.44	0.00	39,910.44	0.00	0.00

No CPA provides any assurance on these financial statements.

Run Date: 6/23/2021 4:04:11PM

G/L Date: 6/23/2021

Event Income Statement
 For The 11 Periods Ended 5/31/2021
 Amazon

So. Louisville Community Ministries (SLC)

	Period to Date	ORIGINAL		Variance	Var %	Year to Date	ORIGINAL		Variance	Var %
		PTD Budget					Annual Budget			
Revenue	40.37	0.00	40.37	0.00	0.00	121.20	0.00	121.20	0.00	0.00
Fundraising Efforts	40.37	0.00	40.37	0.00	0.00	121.20	0.00	121.20	0.00	0.00
3200-15-72 Fundraising Income:-Amazon	40.37	0.00	40.37	0.00	0.00	121.20	0.00	121.20	0.00	0.00
Total Fundraising Efforts:	40.37	0.00	40.37	0.00	0.00	121.20	0.00	121.20	0.00	0.00
Total Revenue:	40.37	0.00	40.37	0.00	0.00	121.20	0.00	121.20	0.00	0.00
Gross Profit:	40.37	0.00	40.37	0.00	0.00	121.20	0.00	121.20	0.00	0.00
Net Income from Operations:	40.37	0.00	40.37	0.00	0.00	121.20	0.00	121.20	0.00	0.00
Earnings before Income Tax:	40.37	0.00	40.37	0.00	0.00	121.20	0.00	121.20	0.00	0.00
Net Income (Loss):	40.37	0.00	40.37	0.00	0.00	121.20	0.00	121.20	0.00	0.00

No CPA provides any assurance on these financial statements.

Event Income Statement
 For The 11 Periods Ended 5/31/2021
 Give Local

So. Louisville Community Ministries (SLC)

Revenue	Period to Date	ORIGINAL		Variance	Var %	Year to Date	ORIGINAL		Variance	Var %
		PTD Budget	0.00				Annual Budget	0.00		
Individual Contributions	0.00	0.00	0.00	0.00	0.00	14,438.72	0.00	14,438.72	0.00	0.00
3030-15-80 Give Local Income	0.00	0.00	0.00	0.00	0.00	14,438.72	0.00	14,438.72	0.00	0.00
Total Individual Contributions:	0.00	0.00	0.00	0.00	0.00	14,438.72	0.00	14,438.72	0.00	0.00
Total Revenue:	0.00	0.00	0.00	0.00	0.00	14,438.72	0.00	14,438.72	0.00	0.00
Gross Profit:	0.00	0.00	0.00	0.00	0.00	14,438.72	0.00	14,438.72	0.00	0.00
Net Income from Operations:	0.00	0.00	0.00	0.00	0.00	14,438.72	0.00	14,438.72	0.00	0.00
Earnings before Income Tax:	0.00	0.00	0.00	0.00	0.00	14,438.72	0.00	14,438.72	0.00	0.00
Net Income (Loss):	0.00	0.00	0.00	0.00	0.00	14,438.72	0.00	14,438.72	0.00	0.00

No CPA provides any assurance on these financial statements.

Event Income Statement
For The 11 Periods Ended 5/31/2021
EA Passthrough

So. Louisville Community Ministries (SLC)

	Period to Date	ORIGINAL		Variance	Var %	Year to Date	ORIGINAL		Variance	Var %
		PTD Budget	Annual Budget				Annual Budget	Annual Budget		
Revenue										
Individual Contributions										
3030-25-99 Individual Giving - EA	0.00	666.67	-666.67	-100.00	-100.00	8,280.00	8,000.00	280.00	3.50	3.50
Total Individual Contributions:	0.00	666.67	-666.67	-100.00	-100.00	8,280.00	8,000.00	280.00	3.50	3.50
Business/Corporate Giving										
3035-25-99 Business & Contributions - EA	0.00	0.00	0.00	0.00	0.00	513.00	0.00	513.00	0.00	0.00
Total Business/Corporate Giving:	0.00	0.00	0.00	0.00	0.00	513.00	0.00	513.00	0.00	0.00
Grants - Misc										
3258-25-99 Grants - Restricted EA	0.00	416.67	-416.67	-100.00	-100.00	741,113.35	5,000.00	736,113.35	14,722.27	14,722.27
3265-25-99 Metro Council Utility Assistance:EA	200,000.00	0.00	200,000.00	0.00	0.00	586,500.00	0.00	586,500.00	0.00	0.00
Total Grants - Misc:	200,000.00	416.67	199,583.33	47,899.62	47,899.62	1,327,613.35	5,000.00	1,322,613.35	26,452.27	26,452.27
Metro Govt Grants										
3310-05-99 Metro Formula Grant	50,000.00	0.00	50,000.00	0.00	0.00	57,912.50	38,095.00	19,817.50	52.02	52.02
3320-25-99 NDF - Admin	0.00	791.67	-791.67	-100.00	-100.00	0.00	9,500.00	-9,500.00	-100.00	-100.00
Total Metro Govt Grants:	50,000.00	791.67	49,208.33	6,215.76	6,215.76	57,912.50	47,595.00	10,317.50	21.68	21.68
Utility Grants										
3623-25-99 Winterhelp - EA	2,000.00	2,083.33	-83.33	-4.00	-4.00	19,117.00	25,000.00	-5,883.00	-23.53	-23.53
3624-25-99 Utility Match Water - EA	0.00	2,083.33	-2,083.33	-100.00	-100.00	16,600.00	25,000.00	-8,400.00	-33.60	-33.60
3628-25-99 Utility Match LGE - EA	0.00	5,000.00	-5,000.00	-100.00	-100.00	43,680.00	60,000.00	-16,320.00	-27.20	-27.20
Total Utility Grants:	2,000.00	9,166.66	-7,166.66	-78.18	-78.18	79,397.00	110,000.00	-30,603.00	-27.82	-27.82
Church Contributions										
3110-25-99 Church Monthly Donations - EA	2,537.00	3,250.00	-713.00	-21.94	-21.94	25,750.32	39,000.00	-13,249.68	-33.97	-33.97
3111-25-99 Church Donations Discretionary	0.00	0.00	0.00	0.00	0.00	4,756.44	0.00	4,756.44	0.00	0.00
3115-25-99 Church Pledges Specific Clients	950.00	0.00	950.00	0.00	0.00	2,780.00	0.00	2,780.00	0.00	0.00
Total Church Contributions:	3,487.00	3,250.00	237.00	7.29	7.29	33,286.76	39,000.00	-5,713.24	-14.65	-14.65
Total Revenue:	255,487.00	14,291.67	241,195.33	1,687.66	1,687.66	1,507,002.61	209,595.00	1,297,407.61	619.01	619.01
Gross Profit:	255,487.00	14,291.67	241,195.33	1,687.66	1,687.66	1,507,002.61	209,595.00	1,297,407.61	619.01	619.01
Expenses										
Travel										
8707-25-99 Mileage Reimbursement:Emergency	24.33	0.00	-24.33	0.00	0.00	24.33	0.00	-24.33	0.00	0.00
Total Travel:	24.33	0.00	-24.33	0.00	0.00	24.33	0.00	-24.33	0.00	0.00
Direct Client Assistance										
8900-25-99 Direct Client Assistance Budget	0.00	16,700.00	16,700.00	100.00	100.00	0.00	200,400.00	200,400.00	100.00	100.00
8901-05-99 Metro Formula	1,189.00	0.00	-1,189.00	0.00	0.00	10,869.11	0.00	-10,869.11	0.00	0.00

No CPA provides any assurance on these financial statements.

Event Income Statement
 For The 11 Periods Ended 5/31/2021
 EA Passthrough

So. Louisville Community Ministries (SLC)

	Period to Date	ORIGINAL		Variance	Var %	Year to Date	ORIGINAL		Variance	Var %
		PTD Budget	(Continued)				Annual Budget			
Direct Client Assistance										
8902-25-99	0.00	0.00	0.00	0.00	0.00	3,500.00	0.00	-3,500.00	0.00	0.00
8904-25-99	400.00	0.00	-400.00	0.00	0.00	2,125.00	0.00	-2,125.00	0.00	0.00
8905-25-99	0.00	0.00	0.00	0.00	0.00	3,739.60	0.00	-3,739.60	0.00	0.00
8906-25-99	25.10	0.00	-25.10	0.00	0.00	2,486.68	0.00	-2,486.68	0.00	0.00
8907-25-99	0.00	0.00	0.00	0.00	0.00	2,400.49	0.00	-2,400.49	0.00	0.00
8908-25-99	386.00	0.00	-386.00	0.00	0.00	15,788.71	0.00	-15,788.71	0.00	0.00
8909-25-99	5,575.00	0.00	-5,575.00	0.00	0.00	25,958.00	0.00	-25,958.00	0.00	0.00
8910-25-99	325.00	0.00	-325.00	0.00	0.00	47,128.00	0.00	-47,128.00	0.00	0.00
8911-25-99	1,038.88	0.00	-1,038.88	0.00	0.00	33,146.55	0.00	-33,146.55	0.00	0.00
8912-25-99	30,469.47	0.00	-30,469.47	0.00	0.00	783,390.43	0.00	-783,390.43	0.00	0.00
8915-25-99	216,829.31	0.00	-216,829.31	0.00	0.00	579,553.74	0.00	-579,553.74	0.00	0.00
Total Direct Client Assistance:	256,237.76	16,700.00	-239,537.76	-1,434.36	0.00	1,510,086.31	200,400.00	-1,309,686.31	-653.54	-653.54
Total Expenses:	256,262.09	16,700.00	-239,562.09	-1,434.50	0.00	1,510,110.64	200,400.00	-1,309,710.64	-653.55	-653.55
Net Income from Operations:	-775.09	-2,408.33	1,633.24	67.82	0.00	-3,108.03	9,195.00	-12,303.03	-133.80	-133.80
Other Income and Expense										
Restricted Pass-Through Funds										
3617-25-99	0.00	0.00	0.00	0.00	0.00	10,000.00	0.00	10,000.00	0.00	0.00
3626-25-99	0.00	0.00	0.00	0.00	0.00	7,650.00	0.00	7,650.00	0.00	0.00
Total Restricted Pass-Through Funds:	0.00	0.00	0.00	0.00	0.00	17,650.00	0.00	17,650.00	0.00	0.00
Total Other Income and Expense:	0.00	0.00	0.00	0.00	0.00	17,650.00	0.00	17,650.00	0.00	0.00
Earnings before Income Tax:	-775.09	-2,408.33	1,633.24	67.82	67.82	14,541.97	9,195.00	5,346.97	58.15	58.15
Net Income (Loss):	-775.09	-2,408.33	1,633.24	67.82	67.82	14,541.97	9,195.00	5,346.97	58.15	58.15

No CPA provides any assurance on these financial statements.

Form **990**
(Rev. January 2020)
Department of the Treasury
Internal Revenue Service

Return of Organization Exempt From Income Tax
Under section 501(c), 527, or 4947(a)(1) of the Internal Revenue Code (except private foundations)
▶ Do not enter social security numbers on this form as it may be made public.
▶ Go to www.irs.gov/Form990 for instructions and the latest information.

2019
Open to Public Inspection

A For the 2019 calendar year, or tax year beginning **07/01/19**, and ending **06/30/20**

B Check if applicable:
 Address change
 Name change
 Initial return
 Final return/terminated
 Amended return
 Application pending

C Name of organization: **South Louisville Community Ministries, Inc.**
 Doing business as: _____
 Number and street (or P.O. box if mail is not delivered to street address): **415-1/2 West Ashland Avenue**
 Room/suite: _____
 City or town, state or province, country, and ZIP or foreign postal code: **Louisville KY 40214**

D Employer identification number: ****-***1259**

E Telephone number: **502-681-4983**

F Name and address of principal officer: **Clare Wallace**

G Gross receipts\$ **1,206,240**

H(a) Is this a group return for subordinates? Yes No
H(b) Are all subordinates included? Yes No
 If "No," attach a list. (see instructions)

I Tax-exempt status: 501(c)(3) 501(c) () (insert no.) 4947(a)(1) or 527

J Website: ▶ **N/A**

K Form of organization: Corporation Trust Association Other ▶

L Year of formation: _____ **M** State of legal domicile: _____

H(c) Group exemption number ▶ _____

Part I Summary

Activities & Governance	1 Briefly describe the organization's mission or most significant activities: To empower our neighbors in crisis to move toward stability and self-sufficiency.			
	2 Check this box <input type="checkbox"/> if the organization discontinued its operations or disposed of more than 25% of its net assets.			
	3	Number of voting members of the governing body (Part VI, line 1a)	12	
	4	Number of independent voting members of the governing body (Part VI, line 1b)	12	
	5	Total number of individuals employed in calendar year 2019 (Part V, line 2a)	6	
	6	Total number of volunteers (estimate if necessary)	125	
	7a	Total unrelated business revenue from Part VIII, column (C), line 12	0	
	7b	Net unrelated business taxable income from: Form 990-T, line 39	0	
Revenue	8	Contributions and grants (Part VIII, line 1h)	831,172	1,127,123
	9	Program service revenue (Part VIII, line 2g)		0
	10	Investment income (Part VIII, column (A), lines 3, 4, and 7d)		0
	11	Other revenue (Part VIII, column (A), lines 5, 6d, 8c, 9c, 10c, and 11e)	72,651	64,361
	12	Total revenue - add lines 8 through 11 (must equal Part VIII, column (A), line 12)	903,823	1,191,484
Expenses	13	Grants and similar amounts paid (Part IX, column (A), lines 1-3)	550,391	667,566
	14	Benefits paid to or for members (Part IX, column (A), line 4)		0
	15	Salaries, other compensation, employee benefits (Part IX, column (A), lines 5-10)	208,883	249,370
	16a	Professional fundraising fees (Part IX, column (A), line 11e)		0
	16b	Total fundraising expenses (Part IX, column (D), line 25) ▶ 16,271		0
	17	Other expenses (Part IX, column (A), lines 11a-11d, 11f-24e)	81,362	98,241
Net Assets or Fund Balances	18	Total expenses. Add lines 13-17 (must equal Part IX, column (A), line 25)	840,636	1,015,177
	19	Revenue less expenses. Subtract line 18 from line 12	63,187	176,307
	20	Total assets (Part X, line 16)	148,357	311,229
	21	Total liabilities (Part X, line 26)	34,662	21,227
22	Net assets or fund balances. Subtract line 21 from line 20	113,695	290,002	

Part II Signature Block

Under penalties of perjury, I declare that I have examined this return, including accompanying schedules and statements, and to the best of my knowledge and belief, it is true, correct, and complete. Declaration of preparer (other than officer) is based on all information of which preparer has any knowledge.

Sign Here
 Signature of officer: **Clare Wallace** Date: _____
 Type or print name and title: **Executive Director**

Paid Preparer Use Only
 Print/Type preparer's name: **Barbara Lasky** Preparer's signature: **Barbara Lasky** Date: **05/13/21** Check if self-employed PTIN: *********
 Firm's name: **Baldwin CPAs, PLLC** Firm's EIN: **** - *** 6603**
 Firm's address: **10180 Linn Station Road Suite 200 Louisville, KY 40223** Phone no.: **859-626-9040**

May the IRS discuss this return with the preparer shown above? (see instructions) Yes No

Part III Statement of Program Service Accomplishments

Check if Schedule O contains a response or note to any line in this Part III

1 Briefly describe the organization's mission:

See Schedule O

2 Did the organization undertake any significant program services during the year which were not listed on the prior Form 990 or 990-EZ? Yes No

If "Yes," describe these new services on Schedule O.

3 Did the organization cease conducting, or make significant changes in how it conducts, any program services? Yes No

If "Yes," describe these changes on Schedule O.

4 Describe the organization's program service accomplishments for each of its three largest program services, as measured by expenses. Section 501(c)(3) and 501(c)(4) organizations are required to report the amount of grants and allocations to others, the total expenses, and revenue, if any, for each program service reported.

4a (Code:) (Expenses \$ **892,344** including grants of \$ **667,566**) (Revenue \$)

See Schedule O

4b (Code:) (Expenses \$ **41,057** including grants of \$) (Revenue \$)

See Schedule O

4c (Code:) (Expenses \$ **18,256** including grants of \$) (Revenue \$)

See Schedule O

4d Other program services (Describe on Schedule O.)

(Expenses \$ **25,034** including grants of \$) (Revenue \$)

4e Total program service expenses **976,691**

Form 990 (2019) **South Louisville Community**

Part IV Checklist of Required Schedules

	Yes	No
1 Is the organization described in section 501(c)(3) or 4947(a)(1) (other than a private foundation)? If "Yes," complete Schedule A	X	
2 Is the organization required to complete Schedule B, Schedule of Contributors (see instructions)?	X	
3 Did the organization engage in direct or indirect political campaign activities on behalf of or in opposition to candidates for public office? If "Yes," complete Schedule C, Part I		X
4 Section 501(c)(3) organizations. Did the organization engage in lobbying activities, or have a section 501(h) election in effect during the tax year? If "Yes," complete Schedule C, Part II		X
5 Is the organization a section 501(c)(4), 501(c)(5), or 501(c)(6) organization that receives membership dues, assessments, or similar amounts as defined in Revenue Procedure 98-19? If "Yes," complete Schedule C, Part III		X
6 Did the organization maintain any donor advised funds or any similar funds or accounts for which donors have the right to provide advice on the distribution or investment of amounts in such funds or accounts? If "Yes," complete Schedule D, Part I		X
7 Did the organization receive or hold a conservation easement, including easements to preserve open space, the environment, historic land areas, or historic structures? If "Yes," complete Schedule D, Part II		X
8 Did the organization maintain collections of works of art, historical treasures, or other similar assets? If "Yes," complete Schedule D, Part III		X
9 Did the organization report an amount in Part X, line 21, for escrow or custodial account liability, serve as a custodian for amounts not listed in Part X; or provide credit counseling, debt management, credit repair, or debt negotiation services? If "Yes," complete Schedule D, Part IV		X
10 Did the organization, directly or through a related organization, hold assets in donor-restricted endowments or in quasi endowments? If "Yes," complete Schedule D, Part V		X
11 If the organization's answer to any of the following questions is "Yes," then complete Schedule D, Parts VI, VII, VIII, IX, or X as applicable.		
a Did the organization report an amount for land, buildings, and equipment in Part X, line 10? If "Yes," complete Schedule D, Part VI	X	
b Did the organization report an amount for investments—other securities in Part X, line 12, that is 5% or more of its total assets reported in Part X, line 16? If "Yes," complete Schedule D, Part VII		X
c Did the organization report an amount for investments—program related in Part X, line 13, that is 5% or more of its total assets reported in Part X, line 16? If "Yes," complete Schedule D, Part VIII		X
d Did the organization report an amount for other assets in Part X, line 15, that is 5% or more of its total assets reported in Part X, line 16? If "Yes," complete Schedule D, Part IX		X
e Did the organization report an amount for other liabilities in Part X, line 25? If "Yes," complete Schedule D, Part X		X
f Did the organization's separate or consolidated financial statements for the tax year include a footnote that addresses the organization's liability for uncertain tax positions under FIN 48 (ASC 740)? If "Yes," complete Schedule D, Part X	X	
12a Did the organization obtain separate, independent audited financial statements for the tax year? If "Yes," complete Schedule D, Parts XI and XII	X	
b Was the organization included in consolidated, independent audited financial statements for the tax year? If "Yes," and if the organization answered "No" to line 12a, then completing Schedule D, Parts XI and XII is optional		X
13 Is the organization a school described in section 170(b)(1)(A)(ii)? If "Yes," complete Schedule E		X
14a Did the organization maintain an office, employees, or agents outside of the United States?		X
b Did the organization have aggregate revenues or expenses of more than \$10,000 from grantmaking, fundraising, business, investment, and program service activities outside the United States, or aggregate foreign investments valued at \$100,000 or more? If "Yes," complete Schedule F, Parts I and IV		X
15 Did the organization report on Part IX, column (A), line 3, more than \$5,000 of grants or other assistance to or for any foreign organization? If "Yes," complete Schedule F, Parts II and IV		X
16 Did the organization report on Part IX, column (A), line 3, more than \$5,000 of aggregate grants or other assistance to or for foreign individuals? If "Yes," complete Schedule F, Parts III and IV		X
17 Did the organization report a total of more than \$15,000 of expenses for professional fundraising services on Part IX, column (A), lines 6 and 11e? If "Yes," complete Schedule G, Part I (see instructions)		X
18 Did the organization report more than \$15,000 total of fundraising event gross income and contributions on Part VIII, lines 1c and 8a? If "Yes," complete Schedule G, Part II	X	
19 Did the organization report more than \$15,000 of gross income from gaming activities on Part VIII, line 9a? If "Yes," complete Schedule G, Part III		X
20a Did the organization operate one or more hospital facilities? If "Yes," complete Schedule H		X
b If "Yes" to line 20a, did the organization attach a copy of its audited financial statements to this return?		
21 Did the organization report more than \$5,000 of grants or other assistance to any domestic organization or domestic government on Part IX, column (A), line 1? If "Yes," complete Schedule I, Parts I and II		X

Part IV Checklist of Required Schedules (continued)

	Yes	No
22 Did the organization report more than \$5,000 of grants or other assistance to or for domestic individuals on Part IX, column (A), line 2? If "Yes," complete Schedule I, Parts I and III	X	
23 Did the organization answer "Yes" to Part VII, Section A, line 3, 4, or 5 about compensation of the organization's current and former officers, directors, trustees, key employees, and highest compensated employees? If "Yes," complete Schedule J		X
24a Did the organization have a tax-exempt bond issue with an outstanding principal amount of more than \$100,000 as of the last day of the year, that was issued after December 31, 2002? If "Yes," answer lines 24b through 24d and complete Schedule K. If "No," go to line 25a		X
b Did the organization invest any proceeds of tax-exempt bonds beyond a temporary period exception?		X
c Did the organization maintain an escrow account other than a refunding escrow at any time during the year to defease any tax-exempt bonds?		
d Did the organization act as an "on behalf of" issuer for bonds outstanding at any time during the year?		
25a Section 501(c)(3), 501(c)(4), and 501(c)(29) organizations. Did the organization engage in an excess benefit transaction with a disqualified person during the year? If "Yes," complete Schedule L, Part I		X
b Is the organization aware that it engaged in an excess benefit transaction with a disqualified person in a prior year, and that the transaction has not been reported on any of the organization's prior Forms 990 or 990-EZ? If "Yes," complete Schedule L, Part I		X
26 Did the organization report any amount on Part X, line 5 or 22, for receivables from or payables to any current or former officer, director, trustee, key employee, creator or founder, substantial contributor, or 35% controlled entity or family member of any of these persons? If "Yes," complete Schedule L, Part II		X
27 Did the organization provide a grant or other assistance to any current or former officer, director, trustee, key employee, creator or founder, substantial contributor or employee thereof, a grant selection committee member, or to a 35% controlled entity (including an employee thereof) or family member of any of these persons? If "Yes," complete Schedule L, Part III		X
28 Was the organization a party to a business transaction with one of the following parties (see Schedule L, Part IV instructions, for applicable filing thresholds, conditions, and exceptions):		
a A current or former officer, director, trustee, key employee, creator or founder, or substantial contributor? If "Yes," complete Schedule L, Part IV		
b A family member of any individual described in line 28a? If "Yes," complete Schedule L, Part IV		X
c A 35% controlled entity of one or more individuals and/or organizations described in lines 28a or 28b? If "Yes," complete Schedule L, Part IV		X
28c		X
29 Did the organization receive more than \$25,000 in non-cash contributions? If "Yes," complete Schedule M	X	
30 Did the organization receive contributions of art, historical treasures, or other similar assets, or qualified conservation contributions? If "Yes," complete Schedule M		X
31 Did the organization liquidate, terminate, or dissolve and cease operations? If "Yes," complete Schedule N, Part I		X
32 Did the organization sell, exchange, dispose of, or transfer more than 25% of its net assets? If "Yes," complete Schedule N, Part II		X
33 Did the organization own 100% of an entity disregarded as separate from the organization under Regulations sections 301.7701-2 and 301.7701-3? If "Yes," complete Schedule R, Part I		X
34 Was the organization related to any tax-exempt or taxable entity? If "Yes," complete Schedule R, Part II, III, or IV, and Part V, line 1		X
35a Did the organization have a controlled entity within the meaning of section 512(b)(13)?		X
b If "Yes" to line 35a, did the organization receive any payment from or engage in any transaction with a controlled entity within the meaning of section 512(b)(13)? If "Yes," complete Schedule R, Part V, line 2		X
35b		
36 Section 501(c)(3) organizations. Did the organization make any transfers to an exempt non-charitable related organization? If "Yes," complete Schedule R, Part V, line 2		X
37 Did the organization conduct more than 5% of its activities through an entity that is not a related organization and that is treated as a partnership for federal income tax purposes? If "Yes," complete Schedule R, Part VI		X
38 Did the organization complete Schedule O and provide explanations in Schedule O for Part VI, lines 11b and 19? Note: All Form 990 filers are required to complete Schedule O.	X	

Part V Statements Regarding Other IRS Filings and Tax Compliance

Check if Schedule O contains a response or note to any line in this Part V

	Yes	No
1a Enter the number reported in Box 3 of Form 1096. Enter -0- if not applicable		
b Enter the number of Forms W-2G included in line 1a. Enter -0- if not applicable		
c Did the organization comply with backup withholding rules for reportable payments to vendors and reportable gaming (gambling) winnings to prize winners?		

1a **19**
1b **0**

Part V Statements Regarding Other IRS Filings and Tax Compliance (continued)

		Yes	No
2a	Enter the number of employees reported on Form W-3, Transmittal of Wage and Tax Statements, filed for the calendar year ending with or within the year covered by this return		
	2a 6		
2b		X	
b	If at least one is reported on line 2a, did the organization file all required federal employment tax returns? Note: If the sum of lines 1a and 2a is greater than 250, you may be required to e-file (see instructions)		
3a	Did the organization have unrelated business gross income of \$1,000 or more during the year?		X
3b	If "Yes," has it filed a Form 990-T for this year? If "No" to line 3b, provide an explanation on Schedule O		
4a	At any time during the calendar year, did the organization have an interest in, or a signature or other authority over, a financial account in a foreign country (such as a bank account, securities account, or other financial account)?		X
b	If "Yes," enter the name of the foreign country See instructions for filing requirements for FinCEN Form 114, Report of Foreign Bank and Financial Accounts (FBAR).		
5a	Was the organization a party to a prohibited tax shelter transaction at any time during the tax year?		X
5b	Did any taxable party notify the organization that it was or is a party to a prohibited tax shelter transaction?		X
5c	If "Yes" to line 5a or 5b, did the organization file Form 8886-T?		
6a	Does the organization have annual gross receipts that are normally greater than \$100,000, and did the organization solicit any contributions that were not tax deductible as charitable contributions?		X
6b	If "Yes," did the organization include with every solicitation an express statement that such contributions or gifts were not tax deductible?		
7	Organizations that may receive deductible contributions under section 170(c).		
a	Did the organization receive a payment in excess of \$75 made partly as a contribution and partly for goods and services provided to the payor?		X
b	If "Yes," did the organization notify the donor of the value of the goods or services provided?		
c	Did the organization sell, exchange, or otherwise dispose of tangible personal property for which it was required to file Form 8282?		X
d	If "Yes," indicate the number of Forms 8282 filed during the year		
	7d		
e	Did the organization receive any funds, directly or indirectly, to pay premiums on a personal benefit contract?		X
f	Did the organization, during the year, pay premiums, directly or indirectly, on a personal benefit contract?		X
g	If the organization received a contribution of qualified intellectual property, did the organization file Form 8899 as required?		X
h	If the organization received a contribution of cars, boats, airplanes, or other vehicles, did the organization file a Form 1098-C?		X
8	Sponsoring organizations maintaining donor advised funds. Did a donor advised fund maintained by the sponsoring organization have excess business holdings at any time during the year?		
9	Sponsoring organizations maintaining donor advised funds.		
a	Did the sponsoring organization make any taxable distributions under section 4966?		
b	Did the sponsoring organization make a distribution to a donor, donor advisor, or related person?		
10	Section 501(c)(7) organizations. Enter:		
a	Initiation fees and capital contributions included on Part VIII, line 12	10a	
b	Gross receipts, included on Form 990, Part VIII, line 12, for public use of club facilities	10b	
11	Section 501(c)(12) organizations. Enter:		
a	Gross income from members or shareholders	11a	
b	Gross income from other sources (Do not net amounts due or paid to other sources against amounts due or received from them.)	11b	
12a	Section 4947(a)(1) non-exempt charitable trusts. Is the organization filing Form 990 in lieu of Form 1041?	12a	
b	If "Yes," enter the amount of tax-exempt interest received or accrued during the year	12b	
13	Section 501(c)(29) qualified nonprofit health insurance issuers.		
a	Is the organization licensed to issue qualified health plans in more than one state? Note: See the instructions for additional information the organization must report on Schedule O.	13a	
b	Enter the amount of reserves the organization is required to maintain by the states in which the organization is licensed to issue qualified health plans	13b	
c	Enter the amount of reserves on hand	13c	
14a	Did the organization receive any payments for indoor tanning services during the tax year?	14a	X
b	If "Yes," has it filed a Form 720 to report these payments? If "No," provide an explanation on Schedule O	14b	
15	Is the organization subject to the section 4960 tax on payment(s) of more than \$1,000,000 in remuneration or excess parachute payment(s) during the year? If "Yes," see instructions and file Form 4720, Schedule N.	15	X
16	Is the organization an educational institution subject to the section 4968 excise tax on net investment income? If "Yes," complete Form 4720, Schedule O.	16	X

Part VI Governance, Management, and Disclosure For each "Yes" response to lines 2 through 7b below, and for a "No" response to line 8a, 8b, or 10b below, describe the circumstances, processes, or changes on Schedule O. See instructions. Check if Schedule O contains a response or note to any line in this Part VI

Section A. Governing Body and Management

	1a	12	Yes	No
1a Enter the number of voting members of the governing body at the end of the tax year If there are material differences in voting rights among members of the governing body, or if the governing body delegated broad authority to an executive committee or similar committee, explain on Schedule O.				
b Enter the number of voting members included on line 1a, above, who are independent	1b	12		
2 Did any officer, director, trustee, or key employee have a family relationship or a business relationship with any other officer, director, trustee, or key employee?				X
3 Did the organization delegate control over management duties customarily performed by or under the direct supervision of officers, directors, trustees, or key employees to a management company or other person?				X
4 Did the organization make any significant changes to its governing documents since the prior Form 990 was filed?				X
5 Did the organization become aware during the year of a significant diversion of the organization's assets?				X
6 Did the organization have members or stockholders?				X
7a Did the organization have members, stockholders, or other persons who had the power to elect or appoint one or more members of the governing body?				X
b Are any governance decisions of the organization reserved to (or subject to approval by) members, stockholders, or persons other than the governing body?				X
8 Did the organization contemporaneously document the meetings held or written actions undertaken during the year by the following:				
a The governing body?			X	
b Each committee with authority to act on behalf of the governing body?			X	
9 Is there any officer, director, trustee, or key employee listed in Part VII, Section A, who cannot be reached at the organization's mailing address? If "Yes," provide the names and addresses on Schedule O				X

Section B. Policies (This Section B requests information about policies not required by the Internal Revenue Code.)

	Yes	No
10a Did the organization have local chapters, branches, or affiliates?		X
b If "Yes," did the organization have written policies and procedures governing the activities of such chapters, affiliates, and branches to ensure their operations are consistent with the organization's exempt purposes?		
11a Has the organization provided a complete copy of this Form 990 to all members of its governing body before filing the form?		X
b Describe in Schedule O the process, if any, used by the organization to review this Form 990.		
12a Did the organization have a written conflict of interest policy? If "No," go to line 13	X	
b Were officers, directors, or trustees, and key employees required to disclose annually interests that could give rise to conflicts?	X	
c Did the organization regularly and consistently monitor and enforce compliance with the policy? If "Yes," describe in Schedule O how this was done	X	
13 Did the organization have a written whistleblower policy?	X	
14 Did the organization have a written document retention and destruction policy?	X	
15 Did the process for determining compensation of the following persons include a review and approval by independent persons, comparability data, and contemporaneous substantiation of the deliberation and decision?		
a The organization's CEO, Executive Director, or top management official		X
b Other officers or key employees of the organization		X
If "Yes" to line 15a or 15b, describe the process in Schedule O (see instructions).		
16a Did the organization invest in, contribute assets to, or participate in a joint venture or similar arrangement with a taxable entity during the year?		X
b If "Yes," did the organization follow a written policy or procedure requiring the organization to evaluate its participation in joint venture arrangements under applicable federal tax law, and take steps to safeguard the organization's exempt status with respect to such arrangements?		

Section C. Disclosure

- 17** List the states with which a copy of this Form 990 is required to be filed ► **KY**
- 18** Section 6104 requires an organization to make its Forms 1023 (1024 or 1024-A, if applicable), 990, and 990-T (Section 501(c)(3)s only) available for public inspection. Indicate how you made these available. Check all that apply.
 Own website Another's website Upon request Other (explain on Schedule O)
- 19** Describe on Schedule O whether (and if so, how) the organization made its governing documents, conflict of interest policy, and financial statements available to the public during the tax year.
- 20** State the name, address, and telephone number of the person who possesses the organization's books and records ►

The Company
Louisville

415 1/2 Ashland Ave

KY 40214

502-681-4983

Part VII Compensation of Officers, Directors, Trustees, Key Employees, Highest Compensated Employees, and Independent Contractors

Check if Schedule O contains a response or note to any line in this Part VII

Section A. Officers, Directors, Trustees, Key Employees, and Highest Compensated Employees

1a Complete this table for all persons required to be listed. Report compensation for the calendar year ending with or within the organization's tax year.

- List all of the organization's **current** officers, directors, trustees (whether individuals or organizations), regardless of amount of compensation. Enter -0- in columns (D), (E), and (F) if no compensation was paid.
- List all of the organization's **current** key employees, if any. See instructions for definition of "key employee."
- List the organization's **five current** highest compensated employees (other than an officer, director, trustee, or key employee) who received reportable compensation (Box 5 of Form W-2 and/or Box 7 of Form 1099-MISC) of more than \$100,000 from the organization and any related organizations.
- List all of the organization's **former** officers, key employees, and highest compensated employees who received more than \$100,000 of reportable compensation from the organization and any related organizations.
- List all of the organization's **former directors or trustees** that received, in the capacity as a former director or trustee of the organization, more than \$10,000 of reportable compensation from the organization and any related organizations. See instructions for the order in which to list the persons above.

Check this box if neither the organization nor any related organization compensated any current officer, director, or trustee.

(A) Name and title	(B) Average hours per week (list any hours for related organizations below dotted line)	(C) Position (do not check more than one box, unless person is both an officer and a director/trustee)						(D) Reportable compensation from the organization (W-2/1099-MISC)	(E) Reportable compensation from related organizations (W-2/1099-MISC)	(F) Estimated amount of other compensation from the organization and related organizations
		Individual trustee or director	Institutional trustee	Officer	Key employee	Highest compensated employee	Former			
(1) Michael T. Chinigo President	1.00 0.00	X		X				0	0	0
(2) Theresa Batliner Treasurer	1.00 0.00	X		X				0	0	0
(3) Terry Conway Secretary	1.00 0.00	X		X				0	0	0
(4) Jeffery V. Oeswein Vice President	1.00 0.00	X		X				0	0	0
(5) Rev. Dr. James A. Dewey Board Member	1.00 0.00	X						0	0	0
(6) Kathryn Matheny Board Member	1.00 0.00	X						0	0	0
(7) Nicole George Board Member	1.00 0.00	X						0	0	0
(8) David Tummonds Board Member	1.00 0.00	X						0	0	0
(9) Donna Ngo Board Member	1.00 0.00	X						0	0	0
(10) Joyce Whalin Board Member	1.00 0.00	X						0	0	0
(11) Tracy McDonald Board Member	1.00 0.00	X						0	0	0

Part VII Section A. Officers, Directors, Trustees, Key Employees, and Highest Compensated Employees (continued)

(A) Name and title	(B) Average hours per week (list any hours for related organizations below dotted line)	(C) Position (do not check more than one box, unless person is both an officer and a director/trustee)						(D) Reportable compensation from the organization (W-2/1099-MISC)	(E) Reportable compensation from related organizations (W-2/1099-MISC)	(F) Estimated amount of other compensation from the organization and related organizations
		Individual trustee or director	Institutional trustee	Officer	Key employee	Highest compensated employee	Former			
(12) L. D. Nunnolley	1.00									
Board Member	0.00	X					0	0	0	
(13) Clare Wallace	40.00									
Executive Director	0.00			X			57,172	0	7,995	
(14) Kate Husk	40.00									
Assistant Director	0.00			X			47,646	0	8,199	
1b Subtotal							104,818		16,194	
c Total from continuation sheets to Part VII, Section A										
d Total (add lines 1b and 1c)							104,818		16,194	

2 Total number of individuals (including but not limited to those listed above) who received more than \$100,000 of reportable compensation from the organization **0**

	Yes	No
3 Did the organization list any former officer, director, trustee, key employee, or highest compensated employee on line 1a? If "Yes," complete Schedule J for such individual		X
4 For any individual listed on line 1a, is the sum of reportable compensation and other compensation from the organization and related organizations greater than \$150,000? If "Yes," complete Schedule J for such individual		X
5 Did any person listed on line 1a receive or accrue compensation from any unrelated organization or individual for services rendered to the organization? If "Yes," complete Schedule J for such person		X

Section B. Independent Contractors

1 Complete this table for your five highest compensated independent contractors that received more than \$100,000 of compensation from the organization. Report compensation for the calendar year ending with or within the organization's tax year.

(A) Name and business address	(B) Description of services	(C) Compensation

2 Total number of independent contractors (including but not limited to those listed above) who received more than \$100,000 of compensation from the organization **0**

Part VIII Statement of Revenue

Check if Schedule O contains a response or note to any line in this Part VIII

			(A) Total revenue	(B) Related or exempt function revenue	(C) Unrelated business revenue	(D) Revenue excluded from tax under sections 512-514	
Contributions, Gifts, Grants and Other Similar Amounts	1a	Federated campaigns					
	1b	Membership dues					
	1c	Fundraising events					
	1d	Related organizations					
	1e	Government grants (contributions)	229,525				
	1f	All other contributions, gifts, grants, and similar amounts not included above	897,598				
	1g	Noncash contributions included in lines 1a-1f	\$ 359,488				
	h	Total. Add lines 1a-1f	1,127,123				
Program Service Revenue	2a	Business Code					
	b						
	c						
	d						
	e						
	f	All other program service revenue					
	g	Total. Add lines 2a-2f					
Other Revenue	3	Investment income (including dividends, interest, and other similar amounts)					
	4	Income from investment of tax-exempt bond proceeds					
	5	Royalties					
	6a	Gross rents	(i) Real				
			(ii) Personal				
	b	Less: rental expenses	6b				
	c	Rental inc. or (loss)	6c				
	d	Net rental income or (loss)					
	7a	Gross amount from sales of assets other than inventory	(i) Securities				
			(ii) Other				
	b	Less: cost or other basis and sales exps.	7b				
	c	Gain or (loss)	7c				
d	Net gain or (loss)						
8a	Gross income from fundraising events (not including \$ of contributions reported on line 1c). See Part IV, line 18	8a	71,508				
b	Less: direct expenses	8b	7,147				
c	Net income or (loss) from fundraising events		64,361		64,361		
9a	Gross income from gaming activities. See Part IV, line 19	9a					
b	Less: direct expenses	9b					
c	Net income or (loss) from gaming activities						
10a	Gross sales of inventory, less returns and allowances		7,609				
			7,609				
b	Less: cost of goods sold	10b					
c	Net income or (loss) from sales of inventory						
Miscellaneous Revenue	11a	Business Code					
	b						
	c						
	d	All other revenue					
	e	Total. Add lines 11a-11d					
12	Total revenue. See instructions		1,191,484	0	0	64,361	

Part IX Statement of Functional Expenses

Section 501(c)(3) and 501(c)(4) organizations must complete all columns. All other organizations must complete column (A).
 Check if Schedule O contains a response or note to any line in this Part IX

Do not include amounts reported on lines 6b, 7b, 8b, 9b, and 10b of Part VIII.				
	(A) Total expenses	(B) Program service expenses	(C) Management and general expenses	(D) Fundraising expenses
1 Grants and other assistance to domestic organizations and domestic governments. See Part IV, line 21				
2 Grants and other assistance to domestic individuals. See Part IV, line 22	667,566	667,566		
3 Grants and other assistance to foreign organizations, foreign governments, and foreign individuals. See Part IV, lines 15 and 16				
4 Benefits paid to or for members				
5 Compensation of current officers, directors, trustees, and key employees	104,818	88,143	8,099	8,576
6 Compensation not included above to disqualified persons (as defined under section 4958(f)(1)) and persons described in section 4958(c)(3)(B)				
7 Other salaries and wages	91,291	85,337	1,786	4,168
8 Pension plan accruals and contributions (include section 401(k) and 403(b) employer contributions)				
9 Other employee benefits	38,302	36,004	1,149	1,149
10 Payroll taxes	14,959	14,062	449	448
11 Fees for services (nonemployees):				
a Management				
b Legal				
c Accounting	16,840	7,437	9,101	302
d Lobbying				
e Professional fundraising services. See Part IV, line 17				
f Investment management fees				
g Other. (If line 11g amount exceeds 10% of line 25, column (A) amount, list line 11g expenses on Schedule O.)	2,000	2,000		
12 Advertising and promotion				
13 Office expenses	21,173	20,294	439	440
14 Information technology				
15 Royalties				
16 Occupancy	28,148	27,270	439	439
17 Travel				
18 Payments of travel or entertainment expenses for any federal, state, or local public officials				
19 Conferences, conventions, and meetings	622	585	19	18
20 Interest	1,090	1,024	33	33
21 Payments to affiliates				
22 Depreciation, depletion, and amortization	4,264	4,008	128	128
23 Insurance	8,973	8,485	244	244
24 Other expenses. Itemize expenses not covered above (List miscellaneous expenses on line 24e. If line 24e amount exceeds 10% of line 25, column (A) amount, list line 24e expenses on Schedule O.)				
a Repairs & Maintenance	11,709	11,257	226	226
b Miscellaneous	2,547	2,395	76	76
c Dues and Subscriptions	450	424	14	12
d Bank Fees	425	400	13	12
e All other expenses				
25 Total functional expenses. Add lines 1 through 24e	1,015,177	976,691	22,215	16,271
26 Joint costs. Complete this line only if the organization reported in column (B) joint costs from a combined educational campaign and fundraising solicitation. Check here <input type="checkbox"/> if following SOP 98-2 (ASC 958-720)				

Form 990 (2019) **South Louisville Community**

-*1259

Part X Balance Sheet

Check if Schedule O contains a response or note to any line in this Part X

		(A)		(B)	
		Beginning of year		End of year	
Assets	1	84,478	1	239,421	
			2		
	2	14,035	3	11,610	
	3	2,839	4	3,490	
	4				
	5		5		
	6		6		
	7		7		
	8		8	10,000	
	9		9	3,000	
	10a	63,104			
		10a	35,355	10c	31,091
	b	32,013			
		10b			
	11		11		
	12		12		
13		13			
14		14			
15		15	12,617		
16		16	311,229		
17		17	1,359		
Liabilities	18		18		
	19		19		
	20		20		
	21		21		
	22		22		
	23	32,076	23	19,868	
	24		24		
	25		25		
	26	34,662	26	21,227	
	Net Assets or Fund Balances	Organizations that follow FASB ASC 958, check here <input checked="" type="checkbox"/> and complete lines 27, 28, 32, and 33.			
27		89,295	27	272,385	
28		24,400	28	17,617	
Organizations that do not follow FASB ASC 958, check here <input type="checkbox"/> and complete lines 29 through 33.					
29			29		
30			30		
31		113,695	31	290,002	
32	148,357	32	311,229		
33		33			

Part XI Reconciliation of Net Assets

Check if Schedule O contains a response or note to any line in this Part XI

1	Total revenue (must equal Part VIII, column (A), line 12)	1	1,191,484
2	Total expenses (must equal Part IX, column (A), line 25)	2	1,015,177
3	Revenue less expenses. Subtract line 2 from line 1	3	176,307
4	Net assets or fund balances at beginning of year (must equal Part X, line 32, column (A))	4	113,695
5	Net unrealized gains (losses) on investments	5	
6	Donated services and use of facilities	6	
7	Investment expenses	7	
8	Prior period adjustments	8	
9	Other changes in net assets or fund balances (explain on Schedule O)	9	
10	Net assets or fund balances at end of year. Combine lines 3 through 9 (must equal Part X, line 32, column (B))	10	290,002

Part XII Financial Statements and Reporting

Check if Schedule O contains a response or note to any line in this Part XII

		Yes	No
1	Accounting method used to prepare the Form 990: <input type="checkbox"/> Cash <input checked="" type="checkbox"/> Accrual <input type="checkbox"/> Other If the organization changed its method of accounting from a prior year or checked "Other," explain in Schedule O.		
2a	Were the organization's financial statements compiled or reviewed by an independent accountant? If "Yes," check a box below to indicate whether the financial statements for the year were compiled or reviewed on a separate basis, consolidated basis, or both: <input type="checkbox"/> Separate basis <input type="checkbox"/> Consolidated basis <input type="checkbox"/> Both consolidated and separate basis		X
2b	Were the organization's financial statements audited by an independent accountant? If "Yes," check a box below to indicate whether the financial statements for the year were audited on a separate basis, consolidated basis, or both: <input checked="" type="checkbox"/> Separate basis <input type="checkbox"/> Consolidated basis <input type="checkbox"/> Both consolidated and separate basis	X	
2c	If "Yes" to line 2a or 2b, does the organization have a committee that assumes responsibility for oversight of the audit, review, or compilation of its financial statements and selection of an independent accountant? If the organization changed either its oversight process or selection process during the tax year, explain on Schedule O.	X	
3a	As a result of a federal award, was the organization required to undergo an audit or audits as set forth in the Single Audit Act and OMB Circular A-133?		X
3b	If "Yes," did the organization undergo the required audit or audits? If the organization did not undergo the required audit or audits, explain why on Schedule O and describe any steps taken to undergo such audits		

SCHEDULE A
(Form 990 or 990-EZ)

Department of the Treasury
Internal Revenue Service

Public Charity Status and Public Support

Complete if the organization is a section 501(c)(3) organization or a section 4947(a)(1) nonexempt charitable trust.

▶ Attach to Form 990 or Form 990-EZ.

▶ Go to www.irs.gov/Form990 for instructions and the latest information.

OMB No. 1545-0047

2019

Open to Public Inspection

Name of the organization **South Louisville Community Ministries, Inc.**

Employer identification number
****-***1259**

Part I Reason for Public Charity Status (All organizations must complete this part.) See instructions.

The organization is not a private foundation because it is: (For lines 1 through 12, check only one box.)

- 1 A church, convention of churches, or association of churches described in **section 170(b)(1)(A)(i).**
- 2 A school described in **section 170(b)(1)(A)(ii).** (Attach Schedule E (Form 990 or 990-EZ).)
- 3 A hospital or a cooperative hospital service organization described in **section 170(b)(1)(A)(iii).**
- 4 A medical research organization operated in conjunction with a hospital described in **section 170(b)(1)(A)(iii).** Enter the hospital's name, city, and state:
- 5 An organization operated for the benefit of a college or university owned or operated by a governmental unit described in **section 170(b)(1)(A)(iv).** (Complete Part II.)
- 6 A federal, state, or local government or governmental unit described in **section 170(b)(1)(A)(v).**
- 7 An organization that normally receives a substantial part of its support from a governmental unit or from the general public described in **section 170(b)(1)(A)(vi).** (Complete Part II.)
- 8 A community trust described in **section 170(b)(1)(A)(vi).** (Complete Part II.)
- 9 An agricultural research organization described in **section 170(b)(1)(A)(ix)** operated in conjunction with a land-grant college or university or a non-land-grant college of agriculture (see instructions). Enter the name, city, and state of the college or university:
- 10 An organization that normally receives: (1) more than 33 1/3% of its support from contributions, membership fees, and gross receipts from activities related to its exempt functions—subject to certain exceptions, and (2) no more than 33 1/3% of its support from gross investment income and unrelated business taxable income (less section 511 tax) from businesses acquired by the organization after June 30, 1975. See **section 509(a)(2).** (Complete Part III.)
- 11 An organization organized and operated exclusively to test for public safety. See **section 509(a)(4).**
- 12 An organization organized and operated exclusively for the benefit of, to perform the functions of, or to carry out the purposes of one or more publicly supported organizations described in **section 509(a)(1)** or **section 509(a)(2).** See **section 509(a)(3).** Check the box in lines 12a through 12d that describes the type of supporting organization and complete lines 12e, 12f, and 12g.
 - a **Type I.** A supporting organization operated, supervised, or controlled by its supported organization(s), typically by giving the supported organization(s) the power to regularly appoint or elect a majority of the directors or trustees of the supporting organization. **You must complete Part IV, Sections A and B.**
 - b **Type II.** A supporting organization supervised or controlled in connection with its supported organization(s), by having control or management of the supporting organization vested in the same persons that control or manage the supported organization(s). **You must complete Part IV, Sections A and C.**
 - c **Type III functionally integrated.** A supporting organization operated in connection with, and functionally integrated with, its supported organization(s) (see instructions). **You must complete Part IV, Sections A, D, and E.**
 - d **Type III non-functionally integrated.** A supporting organization operated in connection with its supported organization(s) that is not functionally integrated. The organization generally must satisfy a distribution requirement and an attentiveness requirement (see instructions). **You must complete Part IV, Sections A and D, and Part V.**
 - e Check this box if the organization received a written determination from the IRS that it is a Type I, Type II, Type III functionally integrated, or Type III non-functionally integrated supporting organization.
 - f Enter the number of supported organizations
 - g Provide the following information about the supported organization(s).

(i) Name of supported organization	(ii) EIN	(iii) Type of organization (described on lines 1–10 above (see instructions))	(iv) Is the organization listed in your governing document?		(v) Amount of monetary support (see instructions)	(vi) Amount of other support (see instructions)
			Yes	No		
(A)						
(B)						
(C)						
(D)						
(E)						
Total						

Part II

Support Schedule for Organizations Described in Sections 170(b)(1)(A)(iv) and 170(b)(1)(A)(vi)

(Complete only if you checked the box on line 5, 7, or 8 of Part I or if the organization failed to qualify under Part III. If the organization fails to qualify under the tests listed below, please complete Part III.)

Section A. Public Support

Calendar year (or fiscal year beginning in)	(a) 2015	(b) 2016	(c) 2017	(d) 2018	(e) 2019	(f) Total
1 Gifts, grants, contributions, and membership fees received. (Do not include any "unusual grants.")	676,807	707,057	780,984	831,172	1,127,123	4,123,143
2 Tax revenues levied for the organization's benefit and either paid to or expended on its behalf						
3 The value of services or facilities furnished by a governmental unit to the organization without charge						
4 Total. Add lines 1 through 3	676,807	707,057	780,984	831,172	1,127,123	4,123,143
5 The portion of total contributions by each person (other than a governmental unit or publicly supported organization) included on line 1 that exceeds 2% of the amount shown on line 11, column (f)						
6 Public support. Subtract line 5 from line 4						4,123,143

Section B. Total Support

Calendar year (or fiscal year beginning in)	(a) 2015	(b) 2016	(c) 2017	(d) 2018	(e) 2019	(f) Total
7 Amounts from line 4	676,807	707,057	780,984	831,172	1,127,123	4,123,143
8 Gross income from interest, dividends, payments received on securities loans, rents, royalties, and income from similar sources						
9 Net income from unrelated business activities, whether or not the business is regularly carried on	57,910	59,438	85,772	89,441	64,361	356,922
10 Other income. Do not include gain or loss from the sale of capital assets (Explain in Part VI.)						
11 Total support. Add lines 7 through 10						4,480,065
12 Gross receipts from related activities, etc. (see instructions)					12	7,609
13 First five years. If the Form 990 is for the organization's first, second, third, fourth, or fifth tax year as a section 501(c)(3) organization, check this box and stop here						<input type="checkbox"/>

Section C. Computation of Public Support Percentage

14 Public support percentage for 2019 (line 6, column (f) divided by line 11, column (f))	14	92.03%
15 Public support percentage from 2018 Schedule A, Part II, line 14	15	92.51%
16a 33 1/3% support test—2019. If the organization did not check the box on line 13, and line 14 is 33 1/3% or more, check this box and stop here. The organization qualifies as a publicly supported organization		<input checked="" type="checkbox"/>
b 33 1/3% support test—2018. If the organization did not check a box on line 13 or 16a, and line 15 is 33 1/3% or more, check this box and stop here. The organization qualifies as a publicly supported organization		<input type="checkbox"/>
17a 10%-facts-and-circumstances test—2019. If the organization did not check a box on line 13, 16a, or 16b, and line 14 is 10% or more, and if the organization meets the "facts-and-circumstances" test, check this box and stop here. Explain in Part VI how the organization meets the "facts-and-circumstances" test. The organization qualifies as a publicly supported organization		<input type="checkbox"/>
b 10%-facts-and-circumstances test—2018. If the organization did not check a box on line 13, 16a, 16b, or 17a, and line 15 is 10% or more, and if the organization meets the "facts-and-circumstances" test, check this box and stop here. Explain in Part VI how the organization meets the "facts-and-circumstances" test. The organization qualifies as a publicly supported organization		<input type="checkbox"/>
18 Private foundation. If the organization did not check a box on line 13, 16a, 16b, 17a, or 17b, check this box and see instructions		<input type="checkbox"/>

Part III Support Schedule for Organizations Described in Section 509(a)(2)

(Complete only if you checked the box on line 10 of Part I or if the organization failed to qualify under Part II. If the organization fails to qualify under the tests listed below, please complete Part II.)

Section A. Public Support

Calendar year (or fiscal year beginning in)	(a) 2015	(b) 2016	(c) 2017	(d) 2018	(e) 2019	(f) Total
1 Gifts, grants, contributions, and membership fees received. (Do not include any "unusual grants.")						
2 Gross receipts from admissions, merchandise sold or services performed, or facilities furnished in any activity that is related to the organization's tax-exempt purpose						
3 Gross receipts from activities that are not an unrelated trade or business under section 513						
4 Tax revenues levied for the organization's benefit and either paid to or expended on its behalf						
5 The value of services or facilities furnished by a governmental unit to the organization without charge						
6 Total. Add lines 1 through 5						
7a Amounts included on lines 1, 2, and 3 received from disqualified persons						
b Amounts included on lines 2 and 3 received from other than disqualified persons that exceed the greater of \$5,000 or 1% of the amount on line 13 for the year						
c Add lines 7a and 7b						
8 Public support. (Subtract line 7c from line 6.)						

Section B. Total Support

Calendar year (or fiscal year beginning in)	(a) 2015	(b) 2016	(c) 2017	(d) 2018	(e) 2019	(f) Total
9 Amounts from line 6						
10a Gross income from interest, dividends, payments received on securities loans, rents, royalties, and income from similar sources						
b Unrelated business taxable income (less section 511 taxes) from businesses acquired after June 30, 1975						
c Add lines 10a and 10b						
11 Net income from unrelated business activities not included in line 10b, whether or not the business is regularly carried on						
12 Other income. Do not include gain or loss from the sale of capital assets (Explain in Part VI.)						
13 Total support. (Add lines 9, 10c, 11, and 12.)						
14 First five years. If the Form 990 is for the organization's first, second, third, fourth, or fifth tax year as a section 501(c)(3) organization, check this box and stop here <input type="checkbox"/>						

Section C. Computation of Public Support Percentage

15 Public support percentage for 2019 (line 8, column (f), divided by line 13, column (f))	15	%
16 Public support percentage from 2018 Schedule A, Part III, line 15	16	%

Section D. Computation of Investment Income Percentage

17 Investment income percentage for 2019 (line 10c, column (f), divided by line 13, column (f))	17	%
18 Investment income percentage from 2018 Schedule A, Part III, line 17	18	%

- 19a **33 1/3% support tests—2019.** If the organization did not check the box on line 14, and line 15 is more than 33 1/3%, and line 17 is not more than 33 1/3%, check this box and stop here. The organization qualifies as a publicly supported organization
- b **33 1/3% support tests—2018.** If the organization did not check a box on line 14 or line 19a, and line 16 is more than 33 1/3%, and line 18 is not more than 33 1/3%, check this box and stop here. The organization qualifies as a publicly supported organization
- 20 **Private foundation.** If the organization did not check a box on line 14, 19a, or 19b, check this box and see instructions

Part IV Supporting Organizations

(Complete only if you checked a box in line 12 on Part I. If you checked 12a of Part I, complete Sections A and B. If you checked 12b of Part I, complete Sections A and C. If you checked 12c of Part I, complete Sections A, D, and E. If you checked 12d of Part I, complete Sections A and D, and complete Part V.)

Section A. All Supporting Organizations

Table with 3 columns: Question, Yes, No. Rows include questions 1 through 10b regarding supported organizations, including their status, control, and excess business holdings.

Part IV Supporting Organizations (continued)

		Yes	No
11	Has the organization accepted a gift or contribution from any of the following persons?		
a	A person who directly or indirectly controls, either alone or together with persons described in (b) and (c) below, the governing body of a supported organization?	11a	
b	A family member of a person described in (a) above?	11b	
c	A 35% controlled entity of a person described in (a) or (b) above? If "Yes" to a, b, or c, provide detail in Part VI.	11c	

Section B. Type I Supporting Organizations

		Yes	No
1	Did the directors, trustees, or membership of one or more supported organizations have the power to regularly appoint or elect at least a majority of the organization's directors or trustees at all times during the tax year? If "No," describe in Part VI how the supported organization(s) effectively operated, supervised, or controlled the organization's activities. If the organization had more than one supported organization, describe how the powers to appoint and/or remove directors or trustees were allocated among the supported organizations and what conditions or restrictions, if any, applied to such powers during the tax year.	1	
2	Did the organization operate for the benefit of any supported organization other than the supported organization(s) that operated, supervised, or controlled the supporting organization? If "Yes," explain in Part VI how providing such benefit carried out the purposes of the supported organization(s) that operated, supervised, or controlled the supporting organization.	2	

Section C. Type II Supporting Organizations

		Yes	No
1	Were a majority of the organization's directors or trustees during the tax year also a majority of the directors or trustees of each of the organization's supported organization(s)? If "No," describe in Part VI how control or management of the supporting organization was vested in the same persons that controlled or managed the supported organization(s).	1	

Section D. All Type III Supporting Organizations

		Yes	No
1	Did the organization provide to each of its supported organizations, by the last day of the fifth month of the organization's tax year, (i) a written notice describing the type and amount of support provided during the prior tax year, (ii) a copy of the Form 990 that was most recently filed as of the date of notification, and (iii) copies of the organization's governing documents in effect on the date of notification, to the extent not previously provided?	1	
2	Were any of the organization's officers, directors, or trustees either (i) appointed or elected by the supported organization(s) or (ii) serving on the governing body of a supported organization? If "No," explain in Part VI how the organization maintained a close and continuous working relationship with the supported organization(s).	2	
3	By reason of the relationship described in (2), did the organization's supported organizations have a significant voice in the organization's investment policies and in directing the use of the organization's income or assets at all times during the tax year? If "Yes," describe in Part VI the role the organization's supported organizations played in this regard.	3	

Section E. Type III Functionally-Integrated Supporting Organizations

- 1 Check the box next to the method that the organization used to satisfy the Integral Part Test during the year (see instructions).
 - a The organization satisfied the Activities Test. Complete line 2 below.
 - b The organization is the parent of each of its supported organizations. Complete line 3 below.
 - c The organization supported a governmental entity. Describe in Part VI how you supported a government entity (see instructions).

2 Activities Test. Answer (a) and (b) below.

		Yes	No
a	Did substantially all of the organization's activities during the tax year directly further the exempt purposes of the supported organization(s) to which the organization was responsive? If "Yes," then in Part VI identify those supported organizations and explain how these activities directly furthered their exempt purposes, how the organization was responsive to those supported organizations, and how the organization determined that these activities constituted substantially all of its activities.	2a	
b	Did the activities described in (a) constitute activities that, but for the organization's involvement, one or more of the organization's supported organization(s) would have been engaged in? If "Yes," explain in Part VI the reasons for the organization's position that its supported organization(s) would have engaged in these activities but for the organization's involvement.	2b	
3	Parent of Supported Organizations. Answer (a) and (b) below.		
a	Did the organization have the power to regularly appoint or elect a majority of the officers, directors, or trustees of each of the supported organizations? Provide details in Part VI.	3a	
b	Did the organization exercise a substantial degree of direction over the policies, programs, and activities of each of its supported organizations? If "Yes," describe in Part VI the role played by the organization in this regard.	3b	

Part V Type III Non-Functionally Integrated 509(a)(3) Supporting Organizations

1 Check here if the organization satisfied the Integral Part Test as a qualifying trust on Nov. 20, 1970 (explain in Part VI). See Instructions. All other Type III non-functionally integrated supporting organizations must complete Sections A through E.

Section A - Adjusted Net Income		(A) Prior Year	(B) Current Year (optional)
1	Net short-term capital gain	1	
2	Recoveries of prior-year distributions	2	
3	Other gross income (see instructions)	3	
4	Add lines 1 through 3.	4	
5	Depreciation and depletion	5	
6	Portion of operating expenses paid or incurred for production or collection of gross income or for management, conservation, or maintenance of property held for production of income (see instructions)	6	
7	Other expenses (see instructions)	7	
8	Adjusted Net Income (subtract lines 5, 6, and 7 from line 4)	8	

Section B - Minimum Asset Amount		(A) Prior Year	(B) Current Year (optional)
1	Aggregate fair market value of all non-exempt-use assets (see instructions for short tax year or assets held for part of year):		
a	Average monthly value of securities	1a	
b	Average monthly cash balances	1b	
c	Fair market value of other non-exempt-use assets	1c	
d	Total (add lines 1a, 1b, and 1c)	1d	
e	Discount claimed for blockage or other factors (explain in detail in Part VI):		
2	Acquisition indebtedness applicable to non-exempt-use assets	2	
3	Subtract line 2 from line 1d.	3	
4	Cash deemed held for exempt use. Enter 1-1/2% of line 3 (for greater amount, see instructions).	4	
5	Net value of non-exempt-use assets (subtract line 4 from line 3)	5	
6	Multiply line 5 by .035.	6	
7	Recoveries of prior-year distributions	7	
8	Minimum Asset Amount (add line 7 to line 6)	8	

Section C - Distributable Amount			Current Year
1	Adjusted net income for prior year (from Section A, line 8, Column A)	1	
2	Enter 85% of line 1.	2	
3	Minimum asset amount for prior year (from Section B, line 8, Column A)	3	
4	Enter greater of line 2 or line 3.	4	
5	Income tax imposed in prior year	5	
6	Distributable Amount. Subtract line 5 from line 4, unless subject to emergency temporary reduction (see instructions).	6	
7	<input type="checkbox"/> Check here if the current year is the organization's first as a non-functionally integrated Type III supporting organization (see instructions).		

Part V Type III Non-Functionally Integrated 509(a)(3) Supporting Organizations (continued)

Section D - Distributions		Current Year
1	Amounts paid to supported organizations to accomplish exempt purposes	
2	Amounts paid to perform activity that directly furthers exempt purposes of supported organizations, in excess of income from activity	
3	Administrative expenses paid to accomplish exempt purposes of supported organizations	
4	Amounts paid to acquire exempt-use assets	
5	Qualified set-aside amounts (prior IRS approval required)	
6	Other distributions (describe in Part VI). See instructions.	
7	Total annual distributions. Add lines 1 through 6.	
8	Distributions to attentive supported organizations to which the organization is responsive (provide details in Part VI). See instructions.	
9	Distributable amount for 2019 from Section C, line 6	
10	Line 8 amount divided by line 9 amount	

Section E - Distribution Allocations (see instructions)	(i) Excess Distributions	(ii) Underdistributions Pre-2019	(iii) Distributable Amount for 2019
1	Distributable amount for 2019 from Section C, line 6		
2	Underdistributions, if any, for years prior to 2019 (reasonable cause required-explain in Part VI). See instructions.		
3	Excess distributions carryover, if any, to 2019		
a	From 2014		
b	From 2015		
c	From 2016		
d	From 2017		
e	From 2018		
f	Total of lines 3a through e		
g	Applied to underdistributions of prior years		
h	Applied to 2019 distributable amount		
i	Carryover from 2014 not applied (see instructions)		
j	Remainder. Subtract lines 3g, 3h, and 3i from 3f.		
4	Distributions for 2019 from Section D, line 7: \$		
a	Applied to underdistributions of prior years		
b	Applied to 2019 distributable amount		
c	Remainder. Subtract lines 4a and 4b from 4.		
5	Remaining underdistributions for years prior to 2019, if any. Subtract lines 3g and 4a from line 2. For result greater than zero, explain in Part VI. See instructions.		
6	Remaining underdistributions for 2019. Subtract lines 3h and 4b from line 1. For result greater than zero, explain in Part VI. See instructions.		
7	Excess distributions carryover to 2020. Add lines 3j and 4c.		
8	Breakdown of line 7:		
a	Excess from 2015		
b	Excess from 2016		
c	Excess from 2017		
d	Excess from 2018		
e	Excess from 2019		

Part VI

Supplemental Information. Provide the explanations required by Part II, line 10; Part II, line 17a or 17b; Part III, line 12; Part IV, Section A, lines 1, 2, 3b, 3c, 4b, 4c, 5a, 6, 9a, 9b, 9c, 11a, 11b, and 11c; Part IV, Section B, lines 1 and 2; Part IV, Section C, line 1; Part IV, Section D, lines 2 and 3; Part IV, Section E, lines 1c, 2a, 2b, 3a, and 3b; Part V, line 1; Part V, Section B, line 1e; Part V, Section D, lines 5, 6, and 8; and Part V, Section E, lines 2, 5, and 6. Also complete this part for any additional information. (See instructions.)

Part II, Line 10 - Other Income Detail

\$ 0

SCHEDULE D (Form 990)

Department of the Treasury Internal Revenue Service

Supplemental Financial Statements

Complete if the organization answered "Yes" on Form 990, Part IV, line 6, 7, 8, 9, 10, 11a, 11b, 11c, 11d, 11e, 11f, 12a, or 12b. Attach to Form 990.

Go to www.irs.gov/Form990 for instructions and the latest information.

OMB No. 1545-0047

2019

Open to Public Inspection

Name of the organization South Louisville Community Ministries, Inc.

Employer identification number **-***1259

Part I Organizations Maintaining Donor Advised Funds or Other Similar Funds or Accounts. Complete if the organization answered "Yes" on Form 990, Part IV, line 6.

Table with 3 columns: Line number, (a) Donor advised funds, (b) Funds and other accounts. Includes questions 1-6 regarding donor advised funds.

Part II Conservation Easements. Complete if the organization answered "Yes" on Form 990, Part IV, line 7.

Table with 3 columns: Line number, Description, Held at the End of the Tax Year. Includes questions 1-9 regarding conservation easements.

Part III Organizations Maintaining Collections of Art, Historical Treasures, or Other Similar Assets. Complete if the organization answered "Yes" on Form 990, Part IV, line 8.

Table with 3 columns: Line number, Description, Amount. Includes questions 1a, 1b, 2 regarding collections of art and historical treasures.

Part III Organizations Maintaining Collections of Art, Historical Treasures, or Other Similar Assets (continued)

3 Using the organization's acquisition, accession, and other records, check any of the following that make significant use of its collection items (check all that apply):

- a Public exhibition
- b Scholarly research
- c Preservation for future generations
- d Loan or exchange program
- e Other

4 Provide a description of the organization's collections and explain how they further the organization's exempt purpose in Part XIII.

5 During the year, did the organization solicit or receive donations of art, historical treasures, or other similar assets to be sold to raise funds rather than to be maintained as part of the organization's collection? Yes No

Part IV Escrow and Custodial Arrangements.

Complete if the organization answered "Yes" on Form 990, Part IV, line 9, or reported an amount on Form 990, Part X, line 21.

1a Is the organization an agent, trustee, custodian or other intermediary for contributions or other assets not included on Form 990, Part X? Yes No

b If "Yes," explain the arrangement in Part XIII and complete the following table:

	Amount
1c	Beginning balance
1d	Additions during the year
1e	Distributions during the year
1f	Ending balance

2a Did the organization include an amount on Form 990, Part X, line 21, for escrow or custodial account liability? Yes No
 b If "Yes," explain the arrangement in Part XIII. Check here if the explanation has been provided on Part XIII Yes No

Part V Endowment Funds.

Complete if the organization answered "Yes" on Form 990, Part IV, line 10.

	(a) Current year	(b) Prior year	(c) Two years back	(d) Three years back	(e) Four years back
1a Beginning of year balance					
b Contributions					
c Net investment earnings, gains, and losses					
d Grants or scholarships					
e Other expenditures for facilities and programs					
f Administrative expenses					
g End of year balance					

2 Provide the estimated percentage of the current year end balance (line 1g, column (a)) held as:

- a Board designated or quasi-endowment ▶ %
- b Permanent endowment ▶ %
- c Term endowment ▶ %

The percentages on lines 2a, 2b, and 2c should equal 100%.

3a Are there endowment funds not in the possession of the organization that are held and administered for the organization by:

	Yes	No
(i) Unrelated organizations		
(ii) Related organizations		
3a(i)		
3a(ii)		
3b		

4 Describe in Part XIII the intended uses of the organization's endowment funds.

Part VI Land, Buildings, and Equipment.

Complete if the organization answered "Yes" on Form 990, Part IV, line 11a. See Form 990, Part X, line 10.

Description of property	(a) Cost or other basis (investment)	(b) Cost or other basis (other)	(c) Accumulated depreciation	(d) Book value
1a Land				
b Buildings				
c Leasehold improvements				
d Equipment		54,175	24,275	29,900
e Other		8,929	7,738	1,191
Total. Add lines 1a through 1e. (Column (d) must equal Form 990, Part X, column (B), line 10c.)				31,091

Part VII Investments – Other Securities.

Complete if the organization answered "Yes" on Form 990, Part IV, line 11b. See Form 990, Part X, line 12.

(a) Description of security or category (including name of security)	(b) Book value	(c) Method of valuation: Cost or end-of-year market value
(1) Financial derivatives		
(2) Closely held equity interests		
(3) Other		
(A)		
(B)		
(C)		
(D)		
(E)		
(F)		
(G)		
(H)		
Total. (Column (b) must equal Form 990, Part X, col. (B) line 12.)		

Part VIII Investments – Program Related.

Complete if the organization answered "Yes" on Form 990, Part IV, line 11c. See Form 990, Part X, line 13.

(a) Description of investment	(b) Book value	(c) Method of valuation: Cost or end-of-year market value
(1)		
(2)		
(3)		
(4)		
(5)		
(6)		
(7)		
(8)		
(9)		
Total. (Column (b) must equal Form 990, Part X, col. (B) line 13.)		

Part IX Other Assets.

Complete if the organization answered "Yes" on Form 990, Part IV, line 11d. See Form 990, Part X, line 15.

(a) Description	(b) Book value
(1)	
(2)	
(3)	
(4)	
(5)	
(6)	
(7)	
(8)	
(9)	
Total. (Column (b) must equal Form 990, Part X, col. (B) line 15.)	

Part X Other Liabilities.

Complete if the organization answered "Yes" on Form 990, Part IV, line 11e or 11f. See Form 990, Part X, line 25.

1. (a) Description of liability	(b) Book value
(1) Federal income taxes	
(2)	
(3)	
(4)	
(5)	
(6)	
(7)	
(8)	
(9)	
Total. (Column (b) must equal Form 990, Part X, col. (B) line 25.)	

2. Liability for uncertain tax positions. In Part XIII, provide the text of the footnote to the organization's financial statements that reports the organization's liability for uncertain tax positions under FASB ASC 740. Check here if the text of the footnote has been provided in Part XIII

Part XI Reconciliation of Revenue per Audited Financial Statements With Revenue per Return.
 Complete if the organization answered "Yes" on Form 990, Part IV, line 12a.

1	Total revenue, gains, and other support per audited financial statements		1	1,191,484
2	Amounts included on line 1 but not on Form 990, Part VIII, line 12:			
a	Net unrealized gains (losses) on investments	2a		
b	Donated services and use of facilities	2b		
c	Recoveries of prior year grants	2c		
d	Other (Describe in Part XIII.)	2d		
e	Add lines 2a through 2d		2e	
3	Subtract line 2e from line 1		3	1,191,484
4	Amounts included on Form 990, Part VIII, line 12, but not on line 1:			
a	Investment expenses not included on Form 990, Part VIII, line 7b	4a		
b	Other (Describe in Part XIII.)	4b		
c	Add lines 4a and 4b		4c	
5	Total revenue. Add lines 3 and 4c. (This must equal Form 990, Part I, line 12.)		5	1,191,484

Part XII Reconciliation of Expenses per Audited Financial Statements With Expenses per Return.
 Complete if the organization answered "Yes" on Form 990, Part IV, line 12a.

1	Total expenses and losses per audited financial statements		1	1,015,177
2	Amounts included on line 1 but not on Form 990, Part IX, line 25:			
a	Donated services and use of facilities	2a		
b	Prior year adjustments	2b		
c	Other losses	2c		
d	Other (Describe in Part XIII.)	2d		
e	Add lines 2a through 2d		2e	
3	Subtract line 2e from line 1		3	1,015,177
4	Amounts included on Form 990, Part IX, line 25, but not on line 1:			
a	Investment expenses not included on Form 990, Part VIII, line 7b	4a		
b	Other (Describe in Part XIII.)	4b		
c	Add lines 4a and 4b		4c	
5	Total expenses. Add lines 3 and 4c. (This must equal Form 990, Part I, line 18.)		5	1,015,177

Part XIII Supplemental Information.

Provide the descriptions required for Part II, lines 3, 5, and 9; Part III, lines 1a and 4; Part IV, lines 1b and 2b; Part V, line 4; Part X, line 2; Part XI, lines 2d and 4b; and Part XII, lines 2d and 4b. Also complete this part to provide any additional information.

Part X - FIN 48 Footnote

Management has concluded that any tax positions that would not meet the more-likely-than-not criterion of FASB ASC 740-10 would be immaterial to the financial statements taken as a whole. Accordingly, the accompanying financial statements do not include any provision for uncertain tax positions, and no related interest or penalties have been recorded in the statements of activities or accrued in the statements of financial position.

**SCHEDULE G
(Form 990 or 990-EZ)**

Supplemental Information Regarding Fundraising or Gaming Activities

Complete if the organization answered "Yes" on Form 990, Part IV, line 17, 18, or 19, or if the organization entered more than \$15,000 on Form 990-EZ, line 6a.

OMB No. 1545-0047

2019

Department of the Treasury
Internal Revenue Service

▶ Attach to Form 990 or Form 990-EZ.

▶ Go to www.irs.gov/Form990 for instructions and the latest information.

Open to Public Inspection

Name of the organization
South Louisville Community Ministries, Inc.

Employer identification number
****-***1259**

Part I Fundraising Activities. Complete if the organization answered "Yes" on Form 990, Part IV, line 17. Form 990-EZ filers are not required to complete this part.

1 Indicate whether the organization raised funds through any of the following activities. Check all that apply.

- a Mail solicitations
- b Internet and email solicitations
- c Phone solicitations
- d In-person solicitations
- e Solicitation of non-government grants
- f Solicitation of government grants
- g Special fundraising events

2a Did the organization have a written or oral agreement with any individual (including officers, directors, trustees, or key employees listed in Form 990, Part VII) or entity in connection with professional fundraising services? Yes No

b If "Yes," list the 10 highest paid individuals or entities (fundraisers) pursuant to agreements under which the fundraiser is to be compensated at least \$5,000 by the organization.

	(i) Name and address of individual or entity (fundraiser)	(ii) Activity	(iii) Did fundraiser have custody or control of contributions?		(iv) Gross receipts from activity	(v) Amount paid to (or retained by) fundraiser listed in col. (i)	(vi) Amount paid to (or retained by) organization
			Yes	No			
1							
2							
3							
4							
5							
6							
7							
8							
9							
10							
Total							

3 List all states in which the organization is registered or licensed to solicit contributions or has been notified it is exempt from registration or licensing.

Part II Fundraising Events. Complete if the organization answered "Yes" on Form 990, Part IV, line 18, or reported more than \$15,000 of fundraising event contributions and gross income on Form 990-EZ, lines 1 and 6b. List events with gross receipts greater than \$5,000.

		(a) Event #1	(b) Event #2	(c) Other events	(d) Total events	
		<u>Taste of South</u> (event type)	<u>Families Helpin</u> (event type)	<u>None</u> (total number)	(add col. (a) through col. (c))	
Revenue	1	57,140	14,270		71,410	
	2					
	3	57,140	14,270		71,410	
Direct Expenses	4					
	5					
	6					
	7					
	8					
	9	6,996	103		7,099	
	10	Direct expense summary. Add lines 4 through 9 in column (d)				7,099
	11	Net income summary. Subtract line 10 from line 3, column (d)				64,311

Part III Gaming. Complete if the organization answered "Yes" on Form 990, Part IV, line 19, or reported more than \$15,000 on Form 990-EZ, line 6a.

		(a) Bingo	(b) Pull tabs/instant bingo/progressive bingo	(c) Other gaming	(d) Total gaming (add col. (a) through col. (c))
Revenue	1				
Direct Expenses	2				
	3				
	4				
	5				
	6	<input type="checkbox"/> Yes % <input type="checkbox"/> No	<input type="checkbox"/> Yes % <input type="checkbox"/> No	<input type="checkbox"/> Yes % <input type="checkbox"/> No	
7	Direct expense summary. Add lines 2 through 5 in column (d)				
8	Net gaming income summary. Subtract line 7 from line 1, column (d)				

- 9 Enter the state(s) in which the organization conducts gaming activities: Yes No
- a Is the organization licensed to conduct gaming activities in each of these states? Yes No
- b If "No," explain:
- 10a Were any of the organization's gaming licenses revoked, suspended, or terminated during the tax year? Yes No
- b If "Yes," explain:

11 Does the organization conduct gaming activities with nonmembers? Yes No

12 Is the organization a grantor, beneficiary or trustee of a trust, or a member of a partnership or other entity formed to administer charitable gaming? Yes No

13 Indicate the percentage of gaming activity conducted in:

a The organization's facility 13a %

b An outside facility 13b %

14 Enter the name and address of the person who prepares the organization's gaming/special events books and records:

Name ▶

Address ▶

15a Does the organization have a contract with a third party from whom the organization receives gaming revenue? Yes No

b If "Yes," enter the amount of gaming revenue received by the organization ▶ \$ and the amount of gaming revenue retained by the third party ▶ \$

c If "Yes," enter name and address of the third party:

Name ▶

Address ▶

16 Gaming manager information:

Name ▶

Gaming manager compensation ▶ \$

Description of services provided ▶

Director/officer Employee Independent contractor

17 Mandatory distributions:

a Is the organization required under state law to make charitable distributions from the gaming proceeds to retain the state gaming license? Yes No

b Enter the amount of distributions required under state law to be distributed to other exempt organizations or spent in the organization's own exempt activities during the tax year ▶ \$

Part IV Supplemental Information. Provide the explanations required by Part I, line 2b, columns (iii) and (v); and Part III, lines 9, 9b, 10b, 15b, 15c, 16, and 17b, as applicable. Also provide any additional information. See instructions.

SCHEDULE I (Form 990)

Grants and Other Assistance to Organizations, Governments, and Individuals in the United States

OMB No. 1545-0047 2019

Open to Public Inspection

Department of the Treasury Internal Revenue Service

Name of the organization

South Louisville Community Ministries, Inc.

Employer identification number

-*1259

Part I General Information on Grants and Assistance

1 Does the organization maintain records to substantiate the amount of the grants or assistance, the grantees' eligibility for the grants or assistance, and the selection criteria used to award the grants or assistance? Yes No [X]

2 Describe in Part IV the organization's procedures for monitoring the use of grant funds in the United States. Grants and Other Assistance to Domestic Organizations and Domestic Governments. Complete if the organization answered "Yes" on Form 990, Part IV, line 21, for any recipient that received more than \$5,000. Part II can be duplicated if additional space is needed.

Table with 8 columns: (a) Name and address of organization or government, (b) EIN, (c) IRC section (if applicable), (d) Amount of cash grant, (e) Amount of non-cash assistance, (f) Method of valuation (book, FMV, appraisal, other), (g) Description of non-cash assistance, (h) Purpose of grant or assistance. Rows 1-9 are empty.

2 Enter total number of section 501(c)(3) and government organizations listed in the line 1 table

3 Enter total number of other organizations listed in the line 1 table

For Paperwork Reduction Act Notice, see the Instructions for Form 990.

(a) Type of grant or assistance	(b) Number of recipients	(c) Amount of cash grant	(d) Amount of non-cash assistance	(e) Method of valuation (book, FMV, appraisal, other)	(f) Description of non-cash assistance
1 Emergency Assistance		667,566		FMV	Food
2					
3					
4					
5					
6					
7					

Part IV Supplemental Information. Provide the information required in Part I, line 2; Part III, column (b); and any other additional information.
Part IV - Additional Information

Emergency Assistance - Includes payments for rent, utilities, prescriptions and managing a Dare to Care Food Pantry for qualified low-income residents.

**SCHEDULE M
(Form 990)**

Noncash Contributions

OMB No. 1545-0047

2019

Open To Public Inspection

Department of the Treasury
Internal Revenue Service

- ▶ Complete if the organizations answered "Yes" on Form 990, Part IV, lines 29 or 30.
- ▶ Attach to Form 990.
- ▶ Go to www.irs.gov/Form990 for instructions and the latest information.

Name of the organization **South Louisville Community Ministries, Inc.**

Employer identification number
****-***1259**

Part I Types of Property

	(a) Check if applicable	(b) Number of contributions or items contributed	(c) Noncash contribution amounts reported on Form 990, Part VIII, line 1g	(d) Method of determining noncash contribution amounts
1 Art— Works of art				
2 Art— Historical treasures				
3 Art— Fractional interests				
4 Books and publications	X		17,609	
5 Clothing and household goods				
6 Cars and other vehicles				
7 Boats and planes				
8 Intellectual property				
9 Securities — Publicly traded				
10 Securities — Closely held stock				
11 Securities — Partnership, LLC, or trust interests				
12 Securities — Miscellaneous				
13 Qualified conservation contribution — Historic structures				
14 Qualified conservation contribution — Other				
15 Real estate — Residential				
16 Real estate — Commercial				
17 Real estate — Other				
18 Collectibles	X	1	341,879	
19 Food inventory				
20 Drugs and medical supplies				
21 Taxidermy				
22 Historical artifacts				
23 Scientific specimens				
24 Archeological artifacts				
25 Other ▶ ()				
26 Other ▶ ()				
27 Other ▶ ()				
28 Other ▶ ()				

29 Number of Forms 8283 received by the organization during the tax year for contributions for which the organization completed Form 8283, Part IV, Donee Acknowledgement **29**

- 30a During the year, did the organization receive by contribution any property reported in Part I, lines 1 through 28, that it must hold for at least three years from the date of the initial contribution, and which isn't required to be used for exempt purposes for the entire holding period?
- b If "Yes," describe the arrangement in Part II.
- 31 Does the organization have a gift acceptance policy that requires the review of any nonstandard contributions?
- 32a Does the organization hire or use third parties or related organizations to solicit, process, or sell noncash contributions?
- b If "Yes," describe in Part II.
- 33 If the organization didn't report an amount in column (c) for a type of property for which column (a) is checked, describe in Part II.

	Yes	No
30a		X
31		X
32a		X

Part II

Supplemental Information. Provide the information required by Part I, lines 30b, 32b, and 33, and whether the organization is reporting in Part I, column (b), the number of contributions, the number of items received, or a combination of both. Also complete this part for any additional information.

Area with horizontal dotted lines for supplemental information.

SCHEDULE O
(Form 990 or 990-EZ)

Department of the Treasury
Internal Revenue Service

Name of the organization

Supplemental Information to Form 990 or 990-EZ

Complete to provide information for responses to specific questions on
Form 990 or 990-EZ or to provide any additional information.

▶ Attach to Form 990 or 990-EZ.

▶ Go to www.irs.gov/Form990 for the latest information.

OMB No. 1545-0047

2019

Open to Public
Inspection

Employer identification number

-*1259

**South Louisville Community
Ministries, Inc.**

Form 990 - Organization's Mission

To empower our neighbors in crisis to move toward stability and self-sufficiency. We do this by demonstrating respectful compassion; practicing faithful stewardship; and providing:

- Emergency assistance with food, medicine, housing and utilities
- Comprehensive referral services and partnerships (individual, family and marriage counseling)
- Daily enrichment services for senior adults

Form 990, Part III, Line 4a - First Accomplishment

The Emergency Assistance Program works to meet the basic individual needs of those families in the South End who are facing financial crisis. The program works to stabilize the family's by providing financial assistance with utility bills and housing payments, as well as payment assistance for medical needs. Occasionally we are able to provide assistance for additional needs such as transportation and items needed for work placement. In addition, the program maintains an extensive Dare to Care pantry that distributes canned goods, frozen meat products, refrigerated dairy products, fresh produce, infant supplies and personal items. The COVID pandemic has created a dramatic increase in the need for assistance as well as the availability of funding for such assistance. The Emergency Assistance program receives inquiries for financial assistance from around 220 families each month, and this program assists over 110 of those families in most critical need each month. Additionally, South Louisville Community Ministries assists between 15-25 families monthly by providing

Name of the organization

South Louisville Community

Employer identification number

-*1259

funds for necessary medications and individualized counseling -
 distributing up to \$200 per year/per person. Over the last year, the food
 pantry has been serving around 128 families monthly. Funding and in-kind
 donations for this Emergency Assistance Program comes from supporting
 churches, Metro Louisville government, Dare to Care Food Bank, special
 grants, local businesses and foundations, and individuals.

2019-2020 EMERGENCY ASSISTANCE PROGRAM:

The Emergency Assistance Program (EA) served (number of households and
 total amount of assistance):

-Rent- 191: \$108,388.22

-Water - 103: \$12,580

-LGE -239: \$29,910

-Medication - 190: \$6887.94

-Other (i.e. transportation)-8: \$8,391.31

-Special Utility Grants - 582: \$131,707

-Food (orders) - 5415

-Clothing/Furniture Vouchers - 162

-Baby supplies -428

-Bus passes-28

Form 990, Part III, Line 4b - Second Accomplishment

Program for Homebound Seniors

Meals on Wheels provides meals and friendly visits to homebound seniors in
 South Louisville with a goal to increase nutritional health and provide
 personal interaction. This program relies on volunteers who deliver

Schedule O (Form 990 or 990-EZ) (2019)

Name of the organization

Employer identification number

-*1259

South Louisville Community

approximately 1,100 lunches a month. Additionally we deliver boxes of non-perishable USDA commodities to approximately 25 seniors each month.

2019-2020 HOME DELIVERED MEALS PROGRAM (MEALS ON WHEELS):

Throughout the year, SLCM volunteers delivered hot, frozen and chilled meals to our frail, home bound elderly in the south end of Louisville. During the year, 77 seniors were provided a total of 13,674 meals. For two routes, the food and funding is provided by Mary and Elizabeth Hospital/University of Louisville Health, while for the other five/six routes the food is provided by Mastersons' Catering with coordination and funding provided by the Louisville Metro Senior Nutrition Program and KIPDA. We also provided 275 senior commodity boxes to our home-bound seniors in partnership with Dare to Care and USDA. Additionally this year, we received funding from Meals-on-Wheels of America to provide additional meals at the beginning of the pandemic.

Form 990, Part III, Line 4c - Third Accomplishment

Volunteer Services

Volunteers play a vital role in the daily mission of South Louisville Community Ministries, providing over 6,300 hours of service last year alone. A volunteer team of more than 165 volunteers share their time and talents throughout all areas of our programs-delivering Meals on Wheels, packing food orders, conducting phone intake interviews, handling the receptionist desk, providing clerical assistance, and unloading deliveries.

Volunteers serve on our Board of Directors and committees as well and assist with annual special events. Whether recent retirees, students on summer break, or business groups giving back to the community, we match

South Louisville Community

Employer identification number
-*1259

volunteers with current needs. New volunteers are always needed for this diverse team.

Form 990, Part III, Line 4d - All Other Accomplishments

The Rosewater bookstore is a volunteer-powered social enterprise that provides free community space, workforce development opportunities, and emergency assistance to neighbors in crisis.

Form 990, Part VI, Line 11b - Organization's Process to Review Form 990

The 990 is reviewed by the Executive Director and Board Treasurer.

Form 990, Part VI, Line 12c - Enforcement of Conflicts Policy

Board Members complete a conflict of interest form annually.

Form 990, Part VI, Line 19 - Governing Documents Disclosure Explanation

Governing documents available upon request, 990 available upon request and via Guidestar's website

AMENDED AND RESTATED ARTICLES OF INCORPORATION
OF
SOUTH LOUISVILLE COMMUNITY MINISTRIES, INC.

THE UNDERSIGNED, duly elected secretary of South Louisville Community Ministries, Inc., hereby certifies that said corporation is a non-stock, non-profit corporation incorporated on March 30, 1976, under the laws of the Commonwealth of Kentucky, and, more particularly, Chapter 273 of the Kentucky Revised Statutes.

I further certify that Articles V through X incorporate amendments to the Articles of Incorporation as heretofore amended, and that they supersede said Articles of Incorporation as heretofore amended.

I further certify that the following Amended and Restated Articles of Incorporation were adopted at a meeting of the corporation Board of Directors held on Monday, June 23, 2014, that a quorum was present, and that said Articles received the vote of a majority of the Directors in office.

ARTICLE I

The name of the Corporation shall be

South Louisville Community Ministries, Inc.

ARTICLE II

The corporation shall have perpetual existence.

ARTICLE III

The Corporation is organized and shall be operated exclusively for charitable and educational purposes as described within Section 501(c)(3) of the Internal Revenue Code of 1954 (or corresponding provisions of any later Federal tax laws), including for such purposes the making of distributions to organizations and individuals for the purpose of engaging in activity falling within the purposes of the Corporation and permitted for an organization exempt under said Section 501(c)(3).

The purposes of the Corporation shall be more specifically stated as follows:

The purpose of South Louisville Community Ministries is to coordinate the efforts of the various segments of the community in order to meet the needs of the area.

ARTICLE IV

The Corporation shall be irrevocably dedicated to, and operated exclusively for, non-profit purposes. No part of the net earnings of the Corporation shall inure to the benefit of or be distributable to its members, directors, officers, or other private persons, except that the Corporation shall be authorized and empowered to pay reasonable compensation for services rendered and to make payments and distributions in furtherance of the purposes set forth in Article III hereof.

ARTICLE V

The principal office of the Corporation is located at:

415 ½ West Ashland Avenue
Louisville, KY 40214

Other places of business in said city or elsewhere may be designated by resolution of the Board of Directors.

ARTICLE VI

In carrying out the corporate purposes described in Article III, the Corporation shall have all the powers granted by the laws of the State of Kentucky, including in particular those listed in Section 273.171 of the Kentucky Revised Statutes, except as follows and as otherwise stated in these Articles:

a) No substantial part of the activities of the Corporation shall be the carrying on of propaganda, or otherwise attempting to influence legislation, and the Corporation shall not participate in, or intervene in (including the publishing or distribution of statements), any political campaign on behalf of any candidate for public office.

b) Notwithstanding, any other provision of these Articles, the Corporation shall not carry on any other activities not permitted to be carried on by a corporation exempt from Federal income tax under Section 501(c)(3) of the Internal Revenue Code of 1954 or the corresponding provisions of any subsequent Federal tax laws.

c) If and so long as the Corporation is a private foundation as defined in Section 509(a) of the Internal Revenue Code of 1954, or corresponding provisions of any later Federal tax laws:

1) The Corporation shall distribute its income for each taxable year at such time and in such manner as not to become subject to the tax on undistributed income imposed by Section 4942 of the Internal Revenue Code of 1954, or corresponding provisions of any later Federal tax laws.

2) The Corporation shall not engage in any act of self-dealing as defined in Section 4941(d) of the Internal Revenue Code of 1954, or corresponding provisions of any later Federal tax laws.

3) The Corporation shall not retain any excess business holdings as defined in Section 4943(c) of the Internal Revenue Code of 1954, or corresponding provisions of any later Federal tax laws.

4) The Corporation shall not make any investments in such manner as to subject it to tax under Section 4944 of the Internal Revenue Code of 1954, or corresponding provisions of any later tax laws.

5) The Corporation shall not make any taxable expenditures as defined in Section 4945(d) of the Internal Revenue Code of 1954, or corresponding provisions of any later Federal tax laws.

ARTICLE VII

The Corporation shall be governed by the Bylaws.

Any director may be removed from office by the Board of Directors for reasons set forth in the Bylaws, as they may from time to time be amended. Notice of intent to remove must be sent to the director in question at least fourteen (14) days prior to the meeting at which the action is to be taken. Said notice shall give the reasons for removal. A two-thirds (2/3) vote of the Directors present, in a secret ballot, a quorum being present, shall be required for removal.

ARTICLE VIII

(1) A director, officer, employee or member of the Corporation shall not be personally liable for the acts or debts of the Corporation, except insofar as the member may become personally liable by reason of his or her own acts or conduct pursuant to KRS 273.187 (or corresponding provision of any later Kentucky statute).

(2) The Corporation may indemnify any director or officer or former director or officer of the Corporation against any expenses actually and reasonably incurred by him or her in connection with the defense of any action, suit or proceeding, civil or criminal, in which she or he is made a party by reason of being or having been such director or officer, except in relation to matters as to which she or he shall be adjudged in such action, suit or proceeding to be liable for negligence or misconduct in the performance of duty to the Corporation. The Corporation may make any other indemnification permitted by law and authorized by its Articles of Incorporation, or its Bylaws or a resolution adopted after notice to members entitled to vote.

(3) The Corporation hereby eliminates the personal liability of a director to the Corporation for monetary damages for breach of his or her duties as a director, provided that this provision shall not eliminate the liability of a director in the following circumstances:

- A. For any transaction in which the director's personal financial interest is in conflict with the financial interests of the Corporation;
- B. For acts or omissions not in good faith or which involve intentional misconduct or are known to the director to be a violation of law; or
- C. For any transaction from which the director derived an improper personal benefit.

ARTICLE IX

In the event of dissolution of the Corporation, the Board of Directors shall, after paying or making provision for the payment of all liabilities of the Corporation, dispose of all assets of the Corporation exclusively for the purposes of the Corporation, in such manner, or to such organizations organized and operated exclusively for charitable or educational purposes as shall at the time qualify as an exempt organization under Section 501(c) (3) of the Internal Revenue Code of 1954 (or corresponding provisions of any later Federal tax laws), as the Board of Directors shall determine.

The remaining assets, if any, shall be disposed of by the Circuit Court of the county in which the principal office for the Corporation is then located, exclusively for such purposes or to such organizations as said Court shall determine are organized and operated exclusively for such purposes.

Request for Taxpayer Identification Number and Certification

Give Form to the
requester. Do not
send to the IRS.

▶ Go to www.irs.gov/FormW9 for instructions and the latest information.

Print or type. See Specific Instructions on page 3.	<p>1 Name (as shown on your income tax return). Name is required on this line; do not leave this line blank. South Louisville Community Ministries, Inc.</p> <p>2 Business name/disregarded entity name, if different from above</p> <p>3 Check appropriate box for federal tax classification of the person whose name is entered on line 1. Check only one of the following seven boxes.</p> <p> <input type="checkbox"/> Individual/sole proprietor or single-member LLC <input type="checkbox"/> C Corporation <input type="checkbox"/> S Corporation <input type="checkbox"/> Partnership <input type="checkbox"/> Trust/estate <input type="checkbox"/> Limited liability company. Enter the tax classification (C=C corporation, S=S corporation, P=Partnership) ▶ _____ <small>Note: Check the appropriate box in the line above for the tax classification of the single-member owner. Do not check LLC if the LLC is classified as a single-member LLC that is disregarded from the owner unless the owner of the LLC is another LLC that is not disregarded from the owner for U.S. federal tax purposes. Otherwise, a single-member LLC that is disregarded from the owner should check the appropriate box for the tax classification of its owner.</small> </p> <p><input checked="" type="checkbox"/> Other (see instructions) ▶ 501c3</p>	<p>4 Exemptions (codes apply only to certain entities, not individuals; see instructions on page 3):</p> <p>Exempt payee code (if any) _____</p> <p>Exemption from FATCA reporting code (if any) _____</p> <p><small>(Applies to accounts maintained outside the U.S.)</small></p>
	<p>5 Address (number, street, and apt. or suite no.) See instructions. 415 1/2 West Ashland Avenue</p> <p>6 City, state, and ZIP code Louisville, KY 40214</p> <p>7 List account number(s) here (optional)</p>	<p>Requester's name and address (optional)</p>

Part I Taxpayer Identification Number (TIN)

Enter your TIN in the appropriate box. The TIN provided must match the name given on line 1 to avoid backup withholding. For individuals, this is generally your social security number (SSN). However, for a resident alien, sole proprietor, or disregarded entity, see the instructions for Part I, later. For other entities, it is your employer identification number (EIN). If you do not have a number, see *How to get a TIN*, later.

Note: If the account is in more than one name, see the instructions for line 1. Also see *What Name and Number To Give the Requester* for guidelines on whose number to enter.

Social security number								
				-				
OR								
Employer identification number								
3	1	-	0	8	9	1	2	5

Part II Certification

Under penalties of perjury, I certify that:

1. The number shown on this form is my correct taxpayer identification number (or I am waiting for a number to be issued to me); and
2. I am not subject to backup withholding because: (a) I am exempt from backup withholding, or (b) I have not been notified by the Internal Revenue Service (IRS) that I am subject to backup withholding as a result of a failure to report all interest or dividends, or (c) the IRS has notified me that I am no longer subject to backup withholding; and
3. I am a U.S. citizen or other U.S. person (defined below); and
4. The FATCA code(s) entered on this form (if any) indicating that I am exempt from FATCA reporting is correct.

Certification instructions. You must cross out item 2 above if you have been notified by the IRS that you are currently subject to backup withholding because you have failed to report all interest and dividends on your tax return. For real estate transactions, item 2 does not apply. For mortgage interest paid, acquisition or abandonment of secured property, cancellation of debt, contributions to an individual retirement arrangement (IRA), and generally, payments other than interest and dividends, you are not required to sign the certification, but you must provide your correct TIN. See the instructions for Part II, later.

Sign Here	Signature of U.S. person ▶ <i>Clare Ruff</i>	Date ▶ 11/2/20
------------------	--	----------------

General Instructions

Section references are to the Internal Revenue Code unless otherwise noted.

Future developments. For the latest information about developments related to Form W-9 and its instructions, such as legislation enacted after they were published, go to www.irs.gov/FormW9.


Purpose of Form

An individual or entity (Form W-9 requester) who is required to file an information return with the IRS must obtain your correct taxpayer identification number (TIN) which may be your social security number (SSN), individual taxpayer identification number (ITIN), adoption taxpayer identification number (ATIN), or employer identification number (EIN), to report on an information return the amount paid to you, or other amount reportable on an information return. Examples of information returns include, but are not limited to, the following.

- Form 1099-INT (interest earned or paid)

- Form 1099-DIV (dividends, including those from stocks or mutual funds)
- Form 1099-MISC (various types of income, prizes, awards, or gross proceeds)
- Form 1099-B (stock or mutual fund sales and certain other transactions by brokers)
- Form 1099-S (proceeds from real estate transactions)
- Form 1099-K (merchant card and third party network transactions)
- Form 1098 (home mortgage interest), 1098-E (student loan interest), 1098-T (tuition)
- Form 1099-C (canceled debt)
- Form 1099-A (acquisition or abandonment of secured property)
Use Form W-9 only if you are a U.S. person (including a resident alien), to provide your correct TIN.

If you do not return Form W-9 to the requester with a TIN, you might be subject to backup withholding. See What is backup withholding, later.



*South Louisville
Community Ministries*

South Louisville

Community Ministries, Inc.

Independent Auditors' Report

And Financial Statements

For the Years Ended

June 30, 2020 and 2019

Contents

	Page
Independent Auditors' Report	1
Financial Statements:	
Statements of Financial Position	2
Statements of Activities	3
Statements of Functional Expenses	4
Statements of Cash Flows	6
Notes to Financial Statements	7



www.baldwincpas.com

Independent Auditors' Report

The Board of Directors
South Louisville Community Ministries, Inc.
Louisville, Kentucky

We have audited the accompanying financial statements of South Louisville Community Ministries, Inc., (a not-for-profit organization) which comprise the statements of financial position as of June 30, 2020 and 2019, and the related statements of activities, functional expenses and cash flows for the years then ended, and the related notes to the financial statements.

Management's Responsibility for the Financial Statements

Management is responsible for the preparation and fair presentation of these financial statements in accordance with accounting principles generally accepted in the United States of America; this includes the design, implementation, and maintenance of internal control relevant to the preparation and fair presentation of financial statements that are free from material misstatement, whether due to fraud or error.

Auditors' Responsibility

Our responsibility is to express an opinion on these financial statements based on our audits. We conducted our audits in accordance with auditing standards generally accepted in the United States of America. Those standards require that we plan and perform the audits to obtain reasonable assurance about whether the financial statements are free of material misstatement.

An audit involves performing procedures to obtain audit evidence about the amounts and disclosures in the financial statements. The procedures selected depend on the auditor's judgment, including the assessment of the risks of material misstatement of the financial statements, whether due to fraud or error. In making those risk assessments, the auditor considers internal control relevant to the entity's preparation and fair presentation of the financial statements to design audit procedures that are appropriate in the circumstances, but not for the purpose of expressing an opinion on the effectiveness of the entity's internal control. Accordingly, we express no such opinion. An audit also includes evaluating the appropriateness of accounting policies used and the reasonableness of significant accounting estimates made by management, as well as evaluating the overall presentation of the financial statements.

We believe that the audit evidence we have obtained is sufficient and appropriate to provide a basis for our audit opinion.

Opinion

In our opinion, the financial statements referred to above present fairly, in all material respects, the financial position of the South Louisville Community Ministries, Inc. as of June 30, 2020 and 2019, and the changes in its net assets and its cash flows for the years then ended in accordance with accounting principles generally accepted in the United States of America.

Baldwin CPAs, PLLC

Louisville, Kentucky
February 26, 2021

South Louisville Community Ministries, Inc.
 Statements of Financial Position
 June 30, 2020 and 2019

	2020	2019
Assets		
Cash	\$ 239,421	\$ 84,478
Restricted cash	12,617	11,650
Accounts receivable	3,490	2,839
Grants receivable	6,610	10,035
Promises to give	5,000	4,000
Prepaid expenses	3,000	-
Inventory	10,000	-
Furniture, equipment, & leasehold improvements, net	31,091	35,355
Total Assets	\$ 311,229	\$ 148,357
Liabilities and Net Assets		
Liabilities		
Accounts payable	\$ 1,359	\$ 2,586
Note payable	19,868	32,076
Total Liabilities	21,227	34,662
Net Assets		
Without donor restriction	272,385	89,295
With donor restriction	17,617	24,400
Total Net Assets	290,002	113,695
Total Liabilities and Net Assets	\$ 311,229	\$ 148,357

South Louisville Community Ministries, Inc.
 Statements of Activities
 For the Years Ended June 30, 2020 and 2019

	2020		2019	
	Without Donor Restriction	With Donor Restriction	Without Donor Restriction	With Donor Restriction
Revenue and Support:				
Contributions and grants	\$ 1,109,506	\$ 17,617	\$ 819,652	\$ 11,520
Book sales	7,609	-	-	-
Cost of book sales	(7,609)	-	-	-
Special events	71,508	-	89,616	-
Special events expense	(7,147)	-	(16,965)	-
	<u>1,173,867</u>	<u>17,617</u>	<u>892,303</u>	<u>11,520</u>
Net Assets Released from Restrictions:				
Restrictions satisfied by payments	24,400	(24,400)	11,000	(11,000)
	<u>1,198,267</u>	<u>(6,783)</u>	<u>903,303</u>	<u>520</u>
Total Revenue and Support				
	<u>976,691</u>	<u>-</u>	<u>803,995</u>	<u>-</u>
Expenses:				
Program services	22,215	-	19,600	-
Management and general	16,271	-	17,041	-
Fund raising	1,015,177	-	840,636	-
	<u>183,090</u>	<u>(6,783)</u>	<u>62,667</u>	<u>520</u>
Total Expenses				
	<u>89,295</u>	<u>24,400</u>	<u>26,628</u>	<u>23,880</u>
Change in Net Assets				
Net Assets at Beginning of Year	\$ 272,385	\$ 17,617	\$ 89,295	\$ 24,400
Net Assets at End of Year				
	<u>\$ 290,002</u>	<u>\$ 290,002</u>	<u>\$ 113,695</u>	<u>\$ 113,695</u>

The accompanying notes are an integral part of these financial statements.

South Louisville Community Ministries, Inc.
Statement of Functional Expenses
For the Year Ended June 30, 2020

	Food Pantry	Emergency Assistance	Meals on Wheels	Volunteer Services	Rosewater	Total Program	Management and General	Fund Raising	Total
Salaries and wages	\$ 30,566	\$ 109,489	\$ 22,230	\$ 11,195	\$ -	\$ 173,480	\$ 9,885	\$ 12,744	\$ 196,109
Employee benefits and payroll taxes	11,717	26,631	8,522	3,196	-	50,066	1,598	1,597	53,261
Assistance to individuals	-	667,566	-	-	-	667,566	-	-	667,566
Professional fees and contract services	2,209	5,020	1,606	602	-	9,437	9,101	302	18,840
Supplies	2,239	5,090	1,629	611	5,929	15,498	305	305	16,108
Telephone	675	1,535	491	184	611	3,496	92	93	3,681
Utilities	1,793	4,074	1,304	489	-	7,660	244	244	8,148
Postage	304	692	221	83	-	1,300	42	42	1,384
Occupancy	1,430	3,250	1,040	390	13,500	19,610	195	195	20,000
Repair and maintenance	1,660	3,773	1,207	453	4,164	11,257	226	226	11,709
Travel, training and conferences	137	311	100	37	-	585	19	18	622
Insurance	1,791	4,072	1,303	489	830	8,485	244	244	8,973
Bank fees	94	212	68	26	-	400	13	12	425
Dues and subscriptions	99	226	72	27	-	424	14	12	450
Interest expense	240	545	174	65	-	1,024	33	32	1,089
Miscellaneous	561	1,273	408	153	-	2,395	76	77	2,548
Depreciation	938	2,132	682	256	-	4,008	128	128	4,264
Direct costs of book sales	-	-	-	-	7,609	7,609	-	-	7,609
Direct costs of special events	-	-	-	-	-	-	-	7,147	7,147
Total expenses by function	56,453	835,891	41,057	18,256	32,643	984,300	22,215	23,418	1,029,933
Less direct costs of book sales	-	-	-	-	(7,609)	(7,609)	-	-	(7,609)
Less direct costs of special events	-	-	-	-	-	-	-	(7,147)	(7,147)
Total expenses included in expense section of statement of activities	\$ 56,453	\$ 835,891	\$ 41,057	\$ 18,256	\$ 25,034	\$ 976,691	\$ 22,215	\$ 16,271	\$ 1,015,177
Percentage						96.21%	2.19%	1.60%	100.00%

The accompanying notes are an integral part of these financial statements.

South Louisville Community Ministries, Inc.
Statement of Functional Expenses
For the Year Ended June 30, 2019

	Food Pantry	Emergency Assistance	Meals on Wheels	Volunteer Services	Total Program	Management and General	Fund Raising	Total
Salaries and wages	\$ 28,129	\$ 70,448	\$ 20,453	\$ 24,711	\$ 143,741	\$ 7,383	\$ 12,215	\$ 163,339
Employee benefits and payroll taxes	10,548	20,135	7,670	4,554	42,907	1,198	1,439	45,544
Assistance to individuals	8,358	532,347	6,077	3,609	550,391	949	1,141	552,481
Professional fees and contract services	1,804	3,443	1,311	779	7,337	8,405	246	15,988
Supplies	3,034	5,792	2,206	1,310	12,342	345	414	13,101
Telephone	650	1,240	472	281	2,643	74	88	2,805
Utilities	1,855	3,541	1,349	801	7,546	211	252	8,009
Postage	375	717	273	162	1,527	43	51	1,621
Occupancy	1,473	2,812	1,071	636	5,992	167	201	6,360
Repair and maintenance	2,166	4,135	1,575	935	8,811	246	296	9,353
Travel, training and conferences	1,472	2,809	1,070	635	5,986	167	201	6,354
Insurance	1,776	3,390	1,291	767	7,224	202	243	7,669
Interest expense	382	729	278	165	1,554	43	51	1,648
Miscellaneous	458	875	334	198	1,865	52	63	1,980
Depreciation	1,015	1,938	738	438	4,129	115	140	4,384
Special events expense	-	-	-	-	-	-	16,965	16,965
Total expense by function	63,495	654,351	46,168	39,981	803,995	19,600	34,006	857,601
Less direct costs of special events	-	-	-	-	-	-	(16,965)	(16,965)
Total expenses included in expense section of statement of activities	\$ 63,495	\$ 654,351	\$ 46,168	\$ 39,981	\$ 803,995	\$ 19,600	\$ 17,041	\$ 840,636
Percentage					95.64%	2.33%	2.03%	100.00%

The accompanying notes are an integral part of these financial statements.

South Louisville Community Ministries, Inc.
 Statements of Cash Flows
 For the Years Ended June 30, 2020 and 2019

	2020	2019
Cash Flow From Operating Activities:		
Change in net assets	\$ 176,307	\$ 63,187
Adjustments to reconcile change in net assets to net cash provided by operating activities:		
Depreciation	4,264	4,384
(Increase) decrease in operating assets:		
Accounts receivable	(651)	(879)
Grants receivable	3,425	(5,157)
Promises to give	(1,000)	1,000
Prepaid Expenses	(3,000)	-
Inventory	(10,000)	-
Increase (decrease) in operating liabilities:		
Accounts payable	(1,227)	(327)
Net Cash Provided by Operating Activities	168,118	62,208
Cash Flows From Financing Activities:		
Payments on note payable	(12,208)	(11,649)
Net Cash Used by Financing Activities	(12,208)	(11,649)
Net Increase in Cash	155,910	50,559
Cash at Beginning of Year	96,128	45,568
Cash at End of Year	\$ 252,038	\$ 96,128
Supplemental Disclosures:		
Cash	\$ 239,421	\$ 84,478
Restricted cash	12,617	11,650
Total cash	\$ 252,038	\$ 96,128
Cash paid for interest	\$ 1,089	\$ 1,648

The accompanying notes are an integral part of these financial statements.

South Louisville Community Ministries, Inc.
Notes to Financial Statements
June 30, 2020 and 2019

Note 1 - Summary of Significant Accounting Policies

South Louisville Community Ministries, Inc. (SLCM), located in Louisville, Kentucky, is a not-for-profit organization founded in 1975. SLCM's mission is to empower neighbors in crisis to move toward stability and self-sufficiency by demonstrating respectful compassion; practicing faithful stewardship; and providing the following programs:

Emergency Assistance: SLCM aids individuals who are facing crisis to help ease a significant burden that is preventing them from being happy, healthy, and safe. This includes payments for housing, utilities, and prescriptions, and managing a Dare to Care Food Pantry and Meals on Wheels routes. SLCM also provides household items such as diapers, toiletries, and cleaning products.

Referral Services and Connecting Resources: SLCM builds and maintains partnerships with other local agencies and community services as they help meet the ongoing needs of neighbors. SLCM collects relevant and timely information about available resources and programs while connecting individuals with opportunities that fit their specific needs. We assist in making the connection by hosting programs, helping with transportation and language barriers, and providing information about eligibility requirements and other important details. The referrals we provide are for financial literacy, job training, computer and internet access, legal aid, free clothing and furniture, temporary housing, healthcare information, support during the holidays, free family-learning activities, and much more.

Coaching and Case Management: SLCM serves as an advocate for our neighbors through relationship and compassion. Volunteers and staff listen to clients and help them on their way to self-identified goals through coaching which includes support with finding employment, setting up counseling appointments, following through with referrals, and marking progress toward goals. Every individual is provided with a different set of tools and timeline for their own journey towards a happy, healthy, and safe home.

SLCM's service area is an area rich in diversity that encompasses all of zip codes 40214, 40215, and 40209, and those families in 40208 who live south of Eastern Parkway.

Basis of Accounting

The Organization prepares its financial statements on the accrual basis of accounting in accordance with the accounting principles generally accepted in the United States of America.

Estimates

The preparation of financial statements in conformity with generally accepted accounting principles requires management to make estimates and assumptions that affect certain reported amounts and disclosures. Accordingly, actual results could differ from those estimates.

Basis of Presentation

Financial statement presentation follows the recommendations of the Financial Accounting Standards Board (FASB) Accounting Standards Codification (ASC) with regards to financial statements of not-for-profit organizations. Under this guidance, SLCM is required to report information regarding its financial position and activities according to two classes of net assets. A description of the net asset categories follows:

South Louisville Community Ministries, Inc.
Notes to Financial Statements - (continued)
June 30, 2020 and 2019

Note 1 - Summary of Significant Accounting Policies (continued)

Net assets without donor restriction: include the portion of expendable funds that are not subject to donor-imposed stipulations.

Net assets with donor restriction: stipulated by donors for specific operating purposes or are restricted by time. These include donor restrictions requiring that the corpus to be invested in perpetuity and only the income be made available for operations in accordance with donor restrictions.

Cash

Cash consists solely of cash on deposit. Cash received with donor-imposed restrictions limiting its use to long-term purposes is considered cash for purposes of the statements of cash flows.

Accounts Receivable

Accounts receivable consists primarily of advanced health insurance premiums to an employee. All accounts are deemed to be fully collectible.

Grants Receivable

Grants receivable consists primarily of amounts that SLCM has requested for reimbursement of grant-related expenses. All accounts are deemed to be fully collectible.

Promises to Give

Promises to give that are expected to be collected within one year are recorded as contributions receivable at net realizable value. Promises to give that are expected to be collected in future years are recorded at the present value of their estimated future cash flows. Conditional promises to give are not included as support until the conditions are substantially met.

Inventory

Inventory is stated at the lower of cost or net realizable value. Donated books are valued at fair market value at the date of donations.

SLCM believes the value of donated books for resale is not easily measurable. Accordingly, book inventory value is estimated at year-end based on estimated books on hand and average value of books sold. Inventory consists of the following:

	2020	2019
Rosewater book inventory	\$ 10,000	\$ -

South Louisville Community Ministries, Inc.
Notes to Financial Statements - (continued)
June 30, 2020 and 2019

Note 1 - Summary of Significant Accounting Policies (continued)

Furniture, Equipment, and Leasehold Improvements

SLCM capitalizes all expenditures for furniture, equipment, and leasehold improvements more than \$500. Purchased furniture, equipment, and leasehold improvements are carried at cost. Donated furniture, equipment, and leasehold improvements are recorded as support at their estimated fair value. Such donations are reported as unrestricted support unless the donor has restricted the donated asset to a specific purpose. Furniture, equipment, and leasehold improvements are depreciated using the straight-line method over the estimated useful life of the respective assets (4-20 years). Depreciation of leasehold improvements is provided over the shorter of the useful life or the remaining term of the related lease on a straight-line basis.

Revenue and Support

Contributions are recognized when cash, securities or other assets, an unconditional promise to give, or notification of a beneficial interest, is received and are recorded as net assets without donor restrictions or net assets with donor restrictions, depending on the existence and/or nature of any donor-imposed restrictions. Contributions that are restricted by the donor are reported as an increase in net assets without donor restrictions if the restriction expires in the reporting period in which the contribution is recognized. All other donor restricted contributions are reported as an increase in net assets with donor restrictions, depending on the nature of restriction. When a restriction expires (that is, when a stipulated time restriction ends or purpose restriction is accomplished), net assets with donor restrictions are reclassified to net assets without donor restrictions and reported in the statements of activities as net assets released from restrictions. Conditional promises to give, that is, those with a measurable performance or other barriers, and a right of return, are not recognized until the conditions on which they depend have been substantially met.

SLCM receives new and used books for sale in the Rosewater bookstore. These donated items are recognized as in-kind contributions when received, and as book sales and cost of books sales when sold. Book in-kind contributions were \$17,609 and \$0 for the years ended June 30, 2020 and 2019, respectively.

Special events revenue is recognized when the event takes place.

SLCM receives in-kind contributions from various corporations and individuals in the form of supplies for their client assistance programs. These in-kind items are recorded as part of the contributions and grants on the statements of activities. The donated items are recorded at their fair value at the time of donation and were \$341,879 and \$339,686 for the years ended June 30, 2020 and 2019, respectively.

Expense Allocation

The costs of providing the various programs and supporting activities have been summarized on a functional basis in the statements of functional expenses. Accordingly, costs have been allocated among the program and supporting services benefited. Directly identifiable expenses are charged to program and supporting services. The expenses that are allocated are compensation and benefits, occupancy expense, office expense and contract expense, which are allocated based on estimates of time and effort.

South Louisville Community Ministries, Inc.
Notes to Financial Statements - (continued)
June 30, 2020 and 2019

Note 1 - Summary of Significant Accounting Policies (continued)

Income Tax Status

SLCM is exempt from federal income tax under Section 501(c)(3) of the Internal Revenue Code. SLCM qualified for the charitable contribution deduction under Section 170(b)(1)(A) and has been classified as an organization that is not a private foundation under Section 509(a)(2).

Management has concluded that any tax positions that would not meet the more-likely-than-not criterion of FASB ASC 740-10 would be immaterial to the financial statements taken as a whole. Accordingly, the accompanying financial statements do not include any provision for uncertain tax positions, and no related interest or penalties have been recorded in the statements of activities or accrued in the statements of financial position.

Recently Issued Accounting Standards

For the year ended June 30, 2020, SLCM adopted the following FASB's Accounting Standards Updates (ASU):

In May 2014, FASB issued ASU 2014-09, *Revenue from Contracts with Customers (Topic 606)*, which, as amended, supersedes, or replaces nearly all GAAP revenue recognition guidance. These standards establish a new contract and control-based revenue recognition model, change the basis for deciding when revenue is recognized over time or at a point in time, and expand disclosures about revenue. SLCM implemented Topic 606 and adjusted the presentation in these consolidated financial statements accordingly. The amendments have been applied retrospectively to all periods presented, with no effect on net assets.

In June 2018, FASB issued ASU 2018-08, *Clarifying the Scope and the Accounting Guidance for Contributions Received and Contributions Made (ASU 2018-08)*. This standard assists entities in evaluating whether transactions should be accounted for as contributions or exchange transactions and determining whether a contribution is conditional. SLCM implemented the provisions of ASU 2018-08 applicable to both contributions received and to contributions made in the accompanying consolidated financial statements under a modified prospective basis. Accordingly, there is no effect on net assets in connection with implementation of ASU 2018-08.

In November 2016, FASB issued ASU 2016-18, *Statement of Cash Flows (Topic 230): Restricted Cash (ASU 2016-18)*. Management believes that the adoption of the new accounting standard provides a better presentation of cash flows to the users of its financial statements. Before the change, restricted cash and restricted cash equivalents were not included with cash and cash equivalents when reconciling the beginning of period and end of period total amounts reported on the statement of cash flows. SLCM implemented ASU 2016-18 and applied the change on a retrospective basis and has adjusted the presentation in these financial statements for all years presented accordingly. The effect of this change was to increase cash at the beginning of the year and end of the year in the statements of cash flows by the restricted cash included in assets restricted for client assistance programs.

South Louisville Community Ministries, Inc.
Notes to Financial Statements - (continued)
June 30, 2020 and 2019

Note 2 - Concentrations of Credit Risk

Cash - SLCM maintains cash balances at one financial institution located in Louisville, Kentucky, Republic Bank. SLCM's accounts at Republic Bank are insured by the Federal Deposit Insurance Corporation up to \$250,000. The risk is managed by maintaining all deposits in high quality financial institutions.

Note 3 - Promises to Give

Promises to give are unconditional and consist of the following:

	2020	2019
Programs	\$ 5,000	\$ 4,000

The promises to give are expected to be collected in less than one year.

Note 4 – Furniture, Equipment, and Leasehold Improvements

Depreciation is provided in amounts sufficient to relate the cost of depreciable assets to operations over the estimated useful lives on a straight-line basis. On June 30, 2020 and 2019 the cost and accumulated depreciation of such assets were as follows:

	2020	2019
Furniture and fixtures	\$ 4,047	\$ 4,047
Equipment	4,880	4,880
Leasehold improvements	54,175	54,175
Total costs	63,102	63,102
Less accumulated depreciation	(32,011)	(27,747)
Furniture, equipment, and leasehold improvements, net	\$ 31,091	\$ 35,355
Depreciation expense	\$ 4,264	\$ 4,384

South Louisville Community Ministries, Inc.
Notes to Financial Statements - (continued)
June 30, 2020 and 2019

Note 5 - Note Payable

The note payable consists of a loan from a bank, secured by general business assets, with an annual interest rate of 4.28%, due January 1, 2023. SLCM is required to make monthly interest payments at the end of each month along with the monthly principal payments. The outstanding balance as of June 30, 2020 and 2019 was \$19,868, and \$32,076, respectively. The annual maturities for each of the next three years are as follows:

	\$	7,595
6/30/2021		7,926
6/30/2022		4,347
6/30/2023		<u>4,347</u>
Total	\$	<u>19,868</u>

Note 6 - Paycheck Protection Program Loan

In April 2020, SLCM received \$46,200 in loan funding from the Paycheck Protection Program (PPP), established pursuant to the recently enacted Coronavirus Aid, Relief, and Economic Security Act (CARES Act) and administered by the U.S. Small Business Administration. The loan proceeds have been used to cover payroll costs, rent, and utilities. The loan is eligible for forgiveness as part of the CARES Act if certain requirements currently in effect are met. SLCM continues to evaluate the requirements of the CARES Act that allow for forgiveness; and anticipates the loan to be entirely forgiven pursuant to loan forgiveness standards currently in effect and therefore has recorded the loan under ASC 958-605, Not-for-Profit Entities; Revenues Recognition as a conditional contribution.

As of June 30, 2020, SLCM has met all the PPP forgiveness requirements for headcount, limitations on compensation reductions, as well as spending the money on permitted expenses. Based on the forgiveness requirements met, \$46,200 has been recognized as a grant in the statement of activities for the year ended June 30, 2020.

Note 7 - Net Assets with Donor Restriction

Net assets are restricted for the following purposes:

	2020	2019
Subject to the specified purpose or passage of time:		
Emergency assistance	\$ 12,617	\$ 11,650
Taste of South Louisville	-	8,750
Good Samaritan	<u>5,000</u>	<u>4,000</u>
Total net assets with donor restrictions	<u>\$ 17,617</u>	<u>\$ 24,400</u>

Net assets were released from donor restrictions by incurring expenses satisfying the restricted purpose or by the passage of time, or other events specified by the donor(s).

South Louisville Community Ministries, Inc.
Notes to Financial Statements - (continued)
June 30, 2020 and 2019

Note 8 - Lease Commitments

SLCM leases office space, space for the bookstore, and office equipment under operating leases. Monthly lease payments range from \$138 to \$1,500. These leases expire at various times throughout 2021 and 2024. Future minimum payments under the leases are as follows:

6/30/21	\$	26,256
6/30/22		12,756
6/30/23		7,014
6/30/24		<u>550</u>
 Total	 \$	 <u>46,576</u>

Lease expense was \$21,656 and \$7,572 for the years ended June 30, 2020 and 2019, respectively.

Note 9 - Liquidity and Availability

The following table reflects SLCM's financial assets as of June 30, 2020 and 2019, reduced by amounts not available for general expenditure within one year. Financial assets are considered unavailable when illiquid or not convertible to cash within one year.

	2020	2019
Financial Assets		
Cash	\$ 239,421	\$ 84,478
Accounts receivable	3,490	2,839
Grants receivable	6,610	10,035
Promises to give	<u>5,000</u>	<u>4,000</u>
 Financial assets, at year-end	 254,521	 101,352
 Less those unavailable for general expenditure within one year		
Restricted for program activities	<u>(17,617)</u>	<u>(24,400)</u>
 Financial assets available to meet cash needs for general expenditures within one year	 <u>\$ 236,904</u>	 <u>\$ 76,952</u>

In addition to financial assets available to meet general expenditures over the year, SLCM operates with a balanced budget and anticipates covering its general expenditures by collecting sufficient revenues and utilizing resources from current and prior years' gifts, as needed.

South Louisville Community Ministries, Inc.
Notes to Financial Statements - (continued)
June 30, 2020 and 2019

Note 10 - Accounting Standards Updates

Accounting Standards Update 2016-02, Leases (Topic 842)

In February 2016, the FASB issued ASU 2016-02, *Leases (Topic 842) (ASU 2016-02)*, requiring all leases to be recognized on the SLCM's balance sheet as a right-of-use asset and a lease liability, unless the lease is a short-term lease (generally a lease with a term of twelve months or less). At the commencement date of the lease, SLCM will recognize: 1) a lease liability for SLCM's obligation to make payments under the lease agreement, measured on a discounted basis; and 2) a right-of-use asset that represents SLCM's right to use, or control the use of, the specified asset for the lease term. Upon adopting the ASU, SLCM will be required to recognize and measure its leases at the beginning of the earliest period presented using a modified retrospective approach. ASU 2016-02 will be effective for SLCM for the year ending June 30, 2023, with early adoption permitted. SLCM is currently evaluating the effect that the new standard will have on its financial statements.

Accounting Standards Update 2020-07, Not-for-Profit Entities (Topic 658): Presentation and Disclosures by Not-for-Profit Entities for Contributed Nonfinancial Assets

In September 2020, the FASB issued ASU 2020-07, *Not-for-Profit Entities (Topic 658): Presentation and Disclosures by Not-for-Profit Entities for Contributed Nonfinancial Assets (ASU 2020-07)*, requiring an entity to present contributed nonfinancial assets as a separate line item in the statement of activities, apart from contributions of cash and other financial assets. ASU 2020-07 includes additional disclosure requirements about contributed nonfinancial assets for not-for-profit entities, including additional disclosure requirements for recognized contributed services. The standard will be applied on a retrospective basis and will be effective for the year ending June 30, 2022. SLCM does not expect the new standard will impact its financial statements other than a reclassification on the statement of activities and additional disclosures.

Note 11 - Commitments and Contingencies

The novel coronavirus (COVID-19) was first identified in people in late 2019. COVID-19 spread rapidly throughout the world and, in March 2020, the World Health Organization characterized COVID-19 as a pandemic. It has significantly disrupted supply chains and businesses around the world. The United States and global markets experienced significant volatility in value resulting from uncertainty caused by the pandemic. The extent of the impact of COVID-19 on SLCM's operational and financial performance will depend on certain developments, including the duration and spread of the outbreak and its impacts on the clients, employees, and vendors, all of which at present, cannot be determined. Accordingly, the extent to which COVID-19 may impact SLCM's future financial condition, results of operations and cash flows is uncertain.

Note 12 - Subsequent Events

Management has evaluated subsequent events for recognition or disclosure in the financial statements through February 26, 2021, which was the date at which the financial statements were available to be issued.

**LOUISVILLE METRO COUNCIL
NEIGHBORHOOD DEVELOPMENT FUND SUPPLEMENTAL
DISCLOSURE REQUIRED FOR REQUESTS BY CHURCHES, RELIGIOUS
OR FAITH-BASED ORGANIZATIONS**

It is the policy of the Louisville/Jefferson County Metro Council that no appropriation to a Church, to a religious or faith-based organization, or to any organization whose activities support a Church or religious or faith-based organization will be approved unless the prospective grantee clearly demonstrates, in writing, that it is committed to compliance with each of the following conditions and requirements.

Legal Name of Applicant Organization:

South Louisville Community Ministries, Inc.

As in the case of all legislative enactments, the appropriation must be for a public purpose. In other words, the appropriation must have a secular legislative purpose to support a program which benefits the public, and which has been, or could be undertaken by the government.

The appropriation must be totally and demonstrably earmarked for the beneficiary activity or program with no tangible or significantly intangible benefit inuring to the organization. Specifically, the appropriation may not fund equipment used by the organization, nor may it be used for improvements to real or personal property owned by the grantee church or organization.

The beneficiary activity or program must be open to the public as opposed to being restricted to church or organization members or affiliates.

The grantee church or organization may not use public funds in any way that involves worship, religious instruction, or religious practice.

Public funds involved in the grant may not be used to support a school or any program of instruction operated by the grantee church or organization, or in its name.

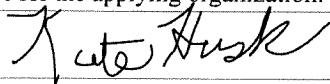
The grantee organization may not use public funds in any way that involves proselytization or self-promotion of the organization.

The grantee church or organization must establish and maintain a system of recordkeeping which clearly and completely documents its use of the public funds involved in the grant.

SIGNATURE

I agree under the penalty of law to comply with all the items in this disclosure. I am aware my organization will not be eligible for funding if investigation at any time shows falsification. If falsification is shown after funding has been approved, any allocations already received and expended are subject to be repaid. I further certify that I am legally authorized to sign this disclosure for the applying organization.

Signature of Legal Signatory:



Date: 7/16/21

Legal Signatory (please print):

Kate Husk

Title: **Assistant Director**

Phone: **502-361-7763** Extension:

Email: **katehusk@slcm.org**



Kentucky Secretary of State

Michael G. Adams

SOUTH LOUISVILLE COMMUNITY MINISTRIES, INC.

File Annual Report	File Statement of Change of Principal Office	
File Statement of Change of registered Agent / Registered Address		
Printable Forms	Additional Services	Certificates

General Information

Organization Number	0066952
Name	SOUTH LOUISVILLE COMMUNITY MINISTRIES, INC.
Profit or Non-Profit	N - Non-profit
Company Type	KCO - Kentucky Corporation
Status	A - Active
Standing	G - Good
State	KY
File Date	3/30/1976
Organization Date	3/30/1976
Last Annual Report	5/27/2021
Principal Office	415 1/2 WEST ASHLAND AVENUE LOUISVILLE, KY 40214-2111
Registered Agent	CLARE RUTZ WALLACE Clare Rutz Wallace South Louisville Community Ministries 415 1/2 West Ashland Avenue Louisville, KY 40214

Current Officers

President	Mike Chinigo
Vice President	Jeffrey Oeswein
Secretary	Terry Conway
Treasurer	Theresa Batliner
Director	Mike Chinigo
Director	Terry Conway

Director Theresa Batliner
Director Jeff Oeswein

Individuals / Entities listed at time of formation

Director LOWELL LAWSON
Director DONNA M MAIER
Director MICHAEL T PRICE
Director JOSEPHINE NOEL
Director PEGGY ANNE KAREM
Incorporator LOWELL LAWSON

Images available online

Documents filed with the Office of the Secretary of State on September 15, 2004 or thereafter are available as scanned images or PDF documents. Documents filed prior to September 15, 2004 will become available as the images are created.

Annual Report	5/27/2021	1 page	PDF	
Annual Report	3/23/2020	1 page	PDF	
Annual Report	7/15/2019	1 page	PDF	
Registered Agent name/address change	2/7/2019 2:55:33 PM	1 page	PDF	
Annual Report	6/20/2018	1 page	PDF	
Registered Agent name/address change	5/3/2017 1:10:10 PM	1 page	PDF	
Annual Report	5/3/2017	1 page	PDF	
Annual Report	6/14/2016	1 page	PDF	
Annual Report	7/6/2015	1 page	PDF	
Amended and Restated Articles	9/12/2014	5 pages	tiff	PDF
Annual Report	4/15/2014	2 pages	tiff	PDF
Principal Office Address Change	3/31/2014	1 page	tiff	PDF
Registered Agent name/address change	3/31/2014	1 page	tiff	PDF
Annual Report	3/1/2013	1 page	tiff	PDF
Registered Agent name/address change	3/20/2012	1 page	tiff	PDF
Annual Report	2/22/2012	1 page	tiff	PDF
Annual Report	6/28/2011	1 page	tiff	PDF
Annual Report	3/16/2010	1 page	PDF	
Annual Report	6/26/2009	1 page	PDF	
Registered Agent name/address change	7/2/2008	1 page	tiff	PDF
Annual Report	6/18/2008	1 page	tiff	PDF
Annual Report	3/2/2007	1 page	tiff	PDF
Annual Report	6/1/2006	1 page	tiff	PDF
Annual Report	3/24/2005	1 page	tiff	PDF
Annual Report	5/12/2003	1 page	tiff	PDF
Annual Report	6/10/2002	1 page	tiff	PDF
Annual Report	5/1/2001	1 page	tiff	PDF
Annual Report	7/19/1999	2 pages	tiff	PDF
Annual Report	6/25/1998	2 pages	tiff	PDF
Annual Report	7/1/1997	1 page	tiff	PDF
Annual Report	7/1/1996	2 pages	tiff	PDF

Annual Report	7/1/1995	3 pages	tiff	PDF
Annual Report	7/1/1994	2 pages	tiff	PDF
Statement of Change	11/23/1993	1 page	tiff	PDF
Annual Report	7/1/1993	2 pages	tiff	PDF
Annual Report	7/1/1992	1 page	tiff	PDF
Annual Report	7/1/1991	2 pages	tiff	PDF
Restated Articles	7/18/1989	4 pages	tiff	PDF
Annual Report	7/1/1989	2 pages	tiff	PDF
Statement of Change	6/4/1986	2 pages	tiff	PDF
Statement of Change	7/12/1982	2 pages	tiff	PDF
Statement of Change	11/8/1979	2 pages	tiff	PDF
Annual Report	11/7/1979	3 pages	tiff	PDF
Articles of Incorporation	3/30/1976	5 pages	tiff	PDF

Assumed Names

Activity History

Filing	File Date	Effective Date	Org. Referenced
Annual report	5/27/2021 5:22:37 PM	5/27/2021 5:22:37 PM	
Annual report	3/23/2020 11:13:51 AM	3/23/2020 11:13:51 AM	
Annual report	7/15/2019 12:17:40 PM	7/15/2019 12:17:40 PM	
Registered agent address change	2/7/2019 2:55:34 PM	2/7/2019	
Annual report	6/20/2018 2:04:55 PM	6/20/2018 2:04:55 PM	
Annual report	5/3/2017 1:20:25 PM	5/3/2017 1:20:25 PM	
Registered agent address change	5/3/2017 1:10:10 PM	5/3/2017 1:10:10 PM	
Annual report	6/14/2016 10:58:55 AM	6/14/2016 10:58:55 AM	
Annual report	7/6/2015 12:28:35 PM	7/6/2015 12:28:35 PM	
Amendment - Amended and restated articles / CLP	9/12/2014 3:09:22 PM	9/12/2014	
Annual report	4/15/2014 2:27:09 PM	4/15/2014	
Registered agent address change	3/31/2014 2:03:06 PM	3/31/2014	
Principal office change	3/31/2014 2:02:21 PM	3/31/2014	
Annual report	3/1/2013 2:46:21 PM	3/1/2013	
Registered agent address change	3/20/2012 12:35:16 PM	3/20/2012	
Annual report	2/22/2012 11:18:26 AM	2/22/2012	

Annual report	6/28/2011 8:51:57 AM	6/28/2011
Annual report	3/16/2010 2:50:34 PM	3/16/2010 2:50:34 PM
Annual report	6/26/2009 3:17:28 PM	6/26/2009 3:17:28 PM
Registered agent address change	7/2/2008 4:40:57 PM	7/2/2008
Annual report	6/18/2008 12:28:05 PM	6/18/2008
Annual report	3/2/2007 1:11:55 PM	3/2/2007
Annual report	6/1/2006 1:19:07 PM	6/1/2006
Restated articles	7/18/1989	7/18/1989

Microfilmed Images

Microfilm images are not available online. They can be ordered by faxing a Request For Corporate Documents to the Corporate Records Branch at 502-564-5687.

Annual Report	2/24/2005	1 page
Annual Report	5/4/2004	1 page
Annual Report	5/12/2003	1 page
Annual Report	6/10/2002	1 page
Annual Report	5/1/2001	1 page
Annual Report	6/9/2000	2 pages
Annual Report	7/19/1999	2 pages
Annual Report	6/25/1998	2 pages
Annual Report	7/1/1997	1 page
Annual Report	7/1/1996	2 pages
Annual Report	7/1/1995	3 pages
Annual Report	7/1/1994	2 pages
Statement of Change	11/23/1993	1 page
Annual Report	7/1/1993	2 pages
Annual Report	7/1/1992	1 page
Annual Report	7/1/1991	2 pages
Annual Report	7/1/1990	2 pages
Restated Articles	7/18/1989	4 pages
Annual Report	7/1/1989	2 pages
Statement of Change	6/4/1986	2 pages
Statement of Change	7/12/1982	2 pages
Statement of Change	11/8/1979	2 pages
Annual Report	11/7/1979	3 pages
Articles of Incorporation	3/30/1976	5 pages

[Contact](#) [Site Map](#)

[Privacy](#) [Security](#) [Disclaimer](#) [Accessibility](#)

Kentucky Unbridled Spirit