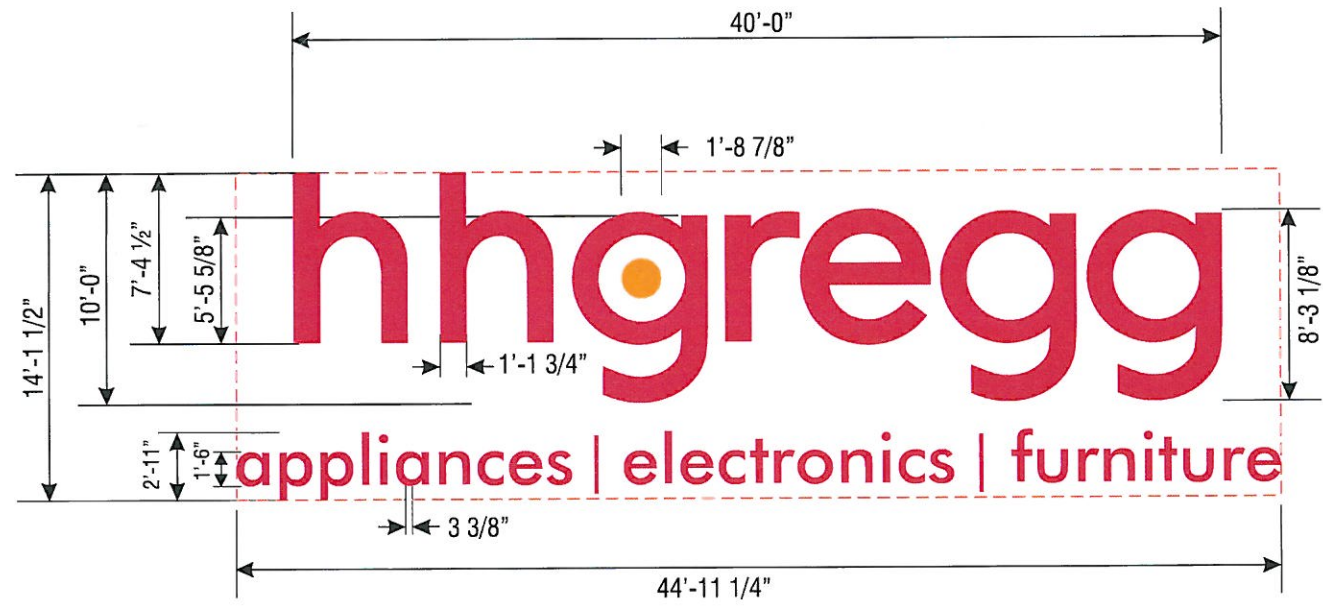


FRONT ELEVATION
SCALE: 1/16" = 1'-0"

RECEIVED
OCT 22 2014
PLANNING &
DESIGN SERVICES

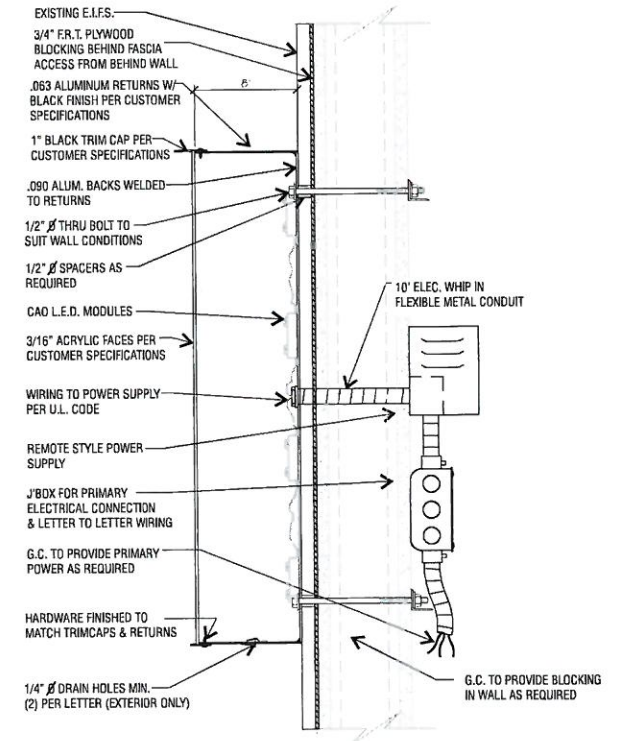



1 SIGN DETAIL (FACE-LIT CHANNEL LETTERS)
SCALE: 1/8" = 1'-0"
634.74 SQ. FT.


Colors & Finishes
h PMS 711 ● PMS 7409

Square Footage Info
Proposed: **634.74 SQ. FT.**

Construction Specifications



TYPICAL SIGNAGE SECTION



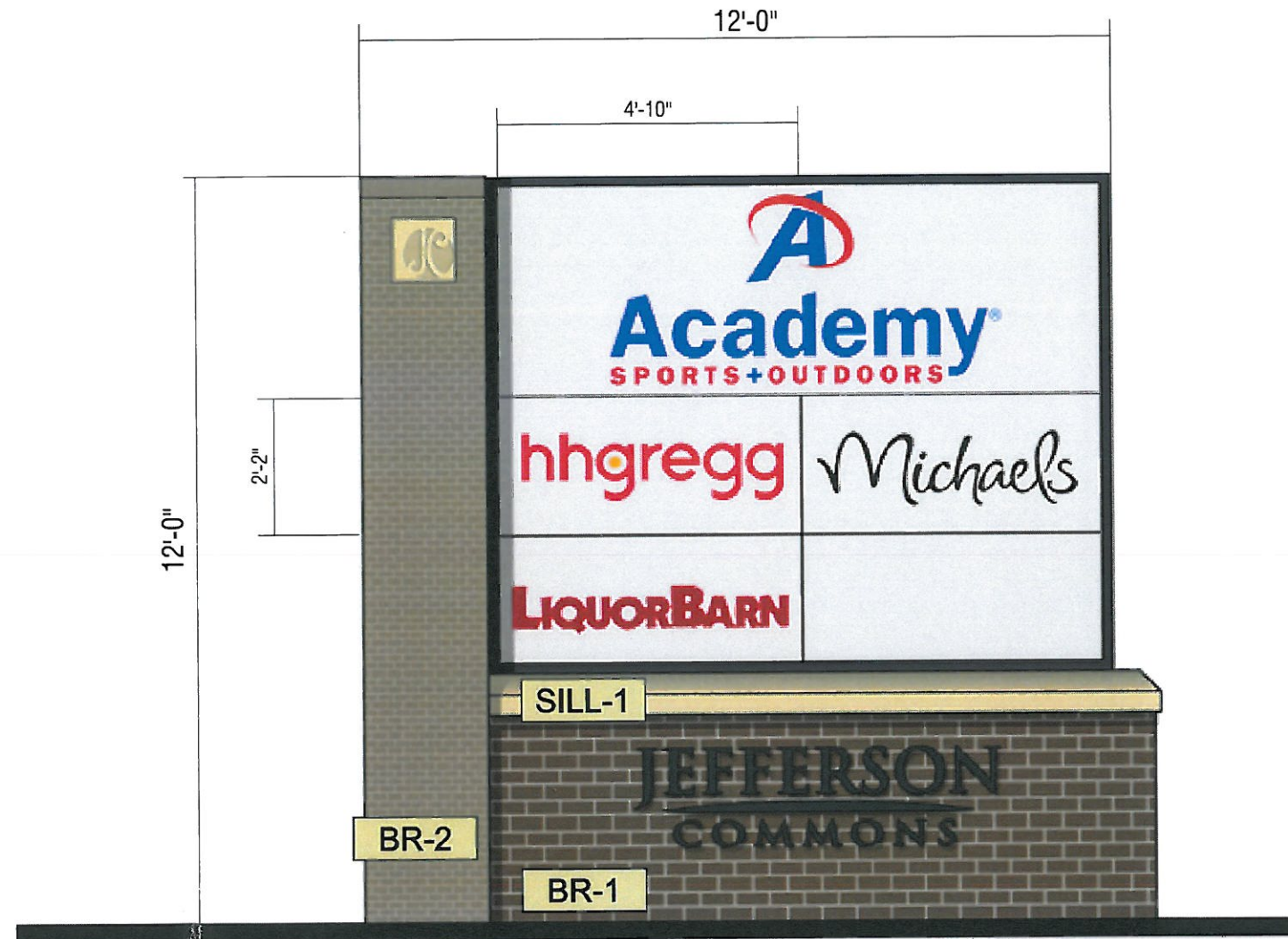
2 D/F Pylon - Sign Face

SCALE: 1" = 1'-0"
(2) FACES REQUIRED

****VERIFY DIMENSIONS****

Colors & Finishes

h PMS 711 ● PMS 7409



D/F Pylon Sign
SCALE: 3/8" = 1'-0"

RECEIVED

OCT 22 2014
PLANNING &
DESIGN SERVICES

Client:

h.h.gregg
appliances & electronics

Location Name & Address

Jefferson Commons, KY

Designer

BJS

Scale

As Noted

Date

06/25/2014

Revision #

4

For Approval

Approved

Design and construction documents are instruments of service and are given in confidence and remain property of ImageOne Industries. The use of design and construction documents for purposes other than the specific project named herein is strictly prohibited without the expressed written consent of ImageOne Industries.