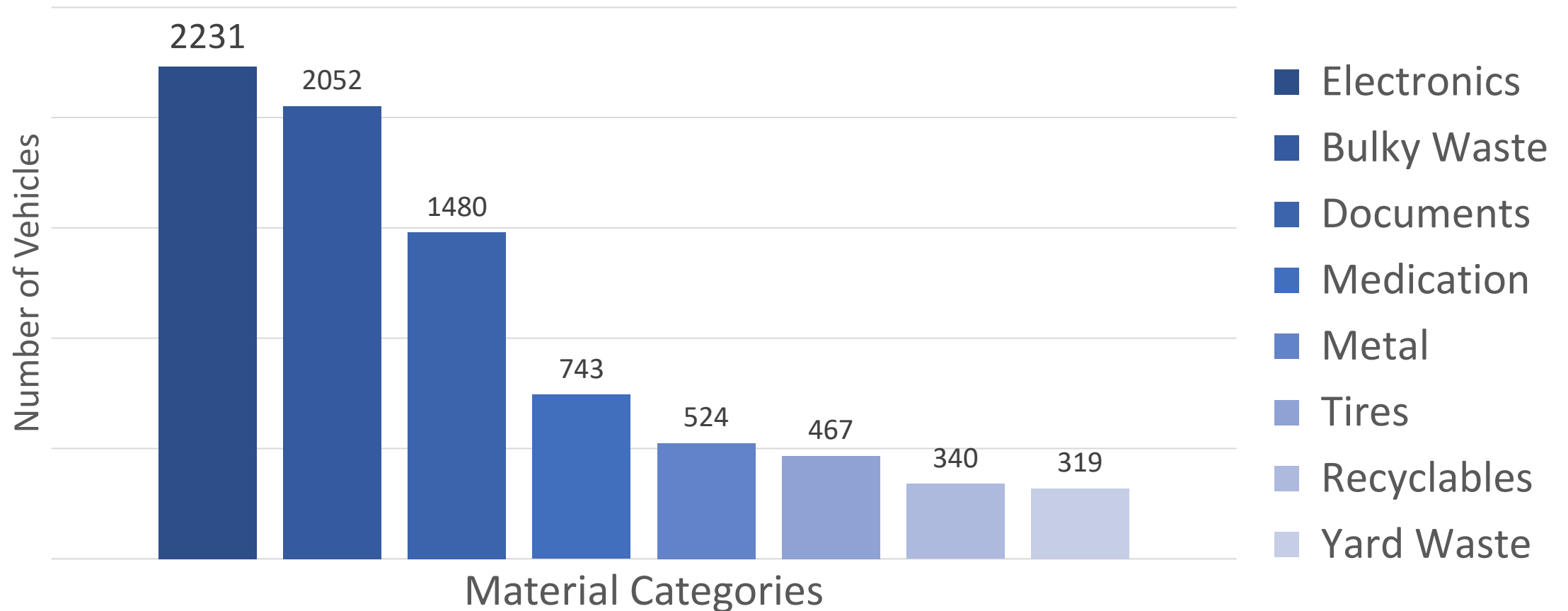


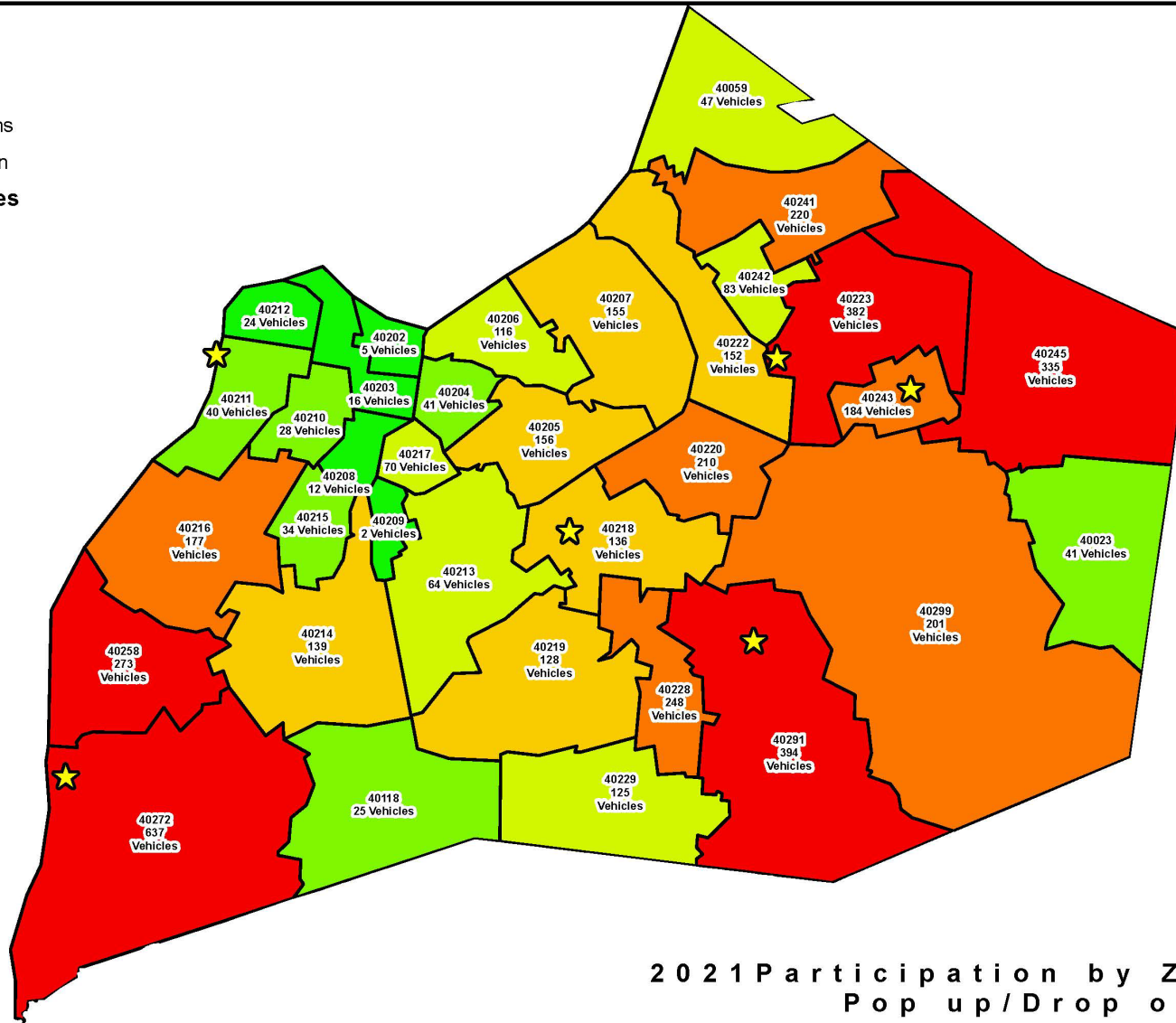
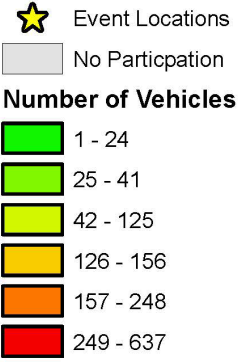
POP-UP DROP-OFF



Pop-Up Drop-Off 2021 Report

Count of vehicles with each material category at all events combined





2021 Participation by Zip Code
Pop up/Drop off Event



Copyright © 2021 LOUISVILLE AND JEFFERSON COUNTY METROPOLITAN SEWER DISTRICT (MSD), LOUISVILLE (MSD) SEWER COMPANY (LSC), LOUISVILLE METRO GOVERNMENT, AND JEFFERSON COUNTY PROPERTY VALUATION ADMINISTRATOR (PVA). All Rights Reserved.

\\swhsdc\pva\GIS\2021\2021 Event Tables.mxd
Date Saved: 15:02:22 5/4/21 AM


Total participants and weight (in lbs) collected at all events

Some weights estimated based on averages

Location	Participants	Electronics (lbs)	Tires (lbs)	Yard Waste (lbs)	Metal (lbs)	Household Recycling (lbs)	"Junk" (lbs)	Shredding (lbs)	Meds (lbs)
Sun Valley Park, March 27	682	11,520	11,250	5,000	7,220	2,770	139,540	5,880	104
Metro Fleet Services, April 24	407	11,520	1,620	3,780	4,540	2,240	12,580	7,500	175
Eastern High, May 22	805	13,824	2,138	2,990	6,360	1,040	50,240	9,968	400
Sun Valley Park, June 26	459	8,064	6,705	10,800	240	3,360	61,224	5,432	237
Metro Fleet Services, July 24	406	14,112	1,508	2,400	2,680	1,490	29,180	9,688	175
Fern Creek High, August 28	735	15,552	4,658	4,220	9,020	4,620	52,520	9,464	230
Sun Valley Park, September 25	301	5,184	4,095	1,280	3,215	2,675	42,020	5,750	65
Metro Fleet Services, October 24	396	7,488	1,553	2,020	1,000	1,420	26,260	9,750	193
Shelby Campus, November 20	866	13,824	1,958	6,580	8,780	2,520	46,021	13,750	326
Shawnee Park, December 11	71	1,152	630	387	0	0	8,920	1288	15
Grand Totals	5128	102,240	36,115	39,457	43,055	22,135	468,505	78,470	1,920

41% Diversion Rate

Diversion Rate = $\frac{\text{total weight} - \text{bulky waste weight}}{\text{total weight}}$





Goals for Future Events

- Increase diversion rates through more education about separating materials.
- Reach residents from 2021 low participation areas.
- Update and improve traffic plan logistics where needed.



2022 Schedule

DATE	LOCATION
April 2	Sun Valley/Ashby Ln Baptist
April 30	Metro Fleet Services
May 21	Shelby Campus
June 25	Doss High
July 16	Shawnee Park
August 27	Eastern High
September 24	Sun Valley/Ashby Ln Baptist
October 29	Metro Fleet Services
November 19	Fern Creek Elem/High