

Louisville Metro Police Department

Hillard Heintze Report Out Quarter 1

LMPD



Chief Erika Shields

6/2/2021



RECOMMENDATION KEY DOMAINS

12 Key Domains

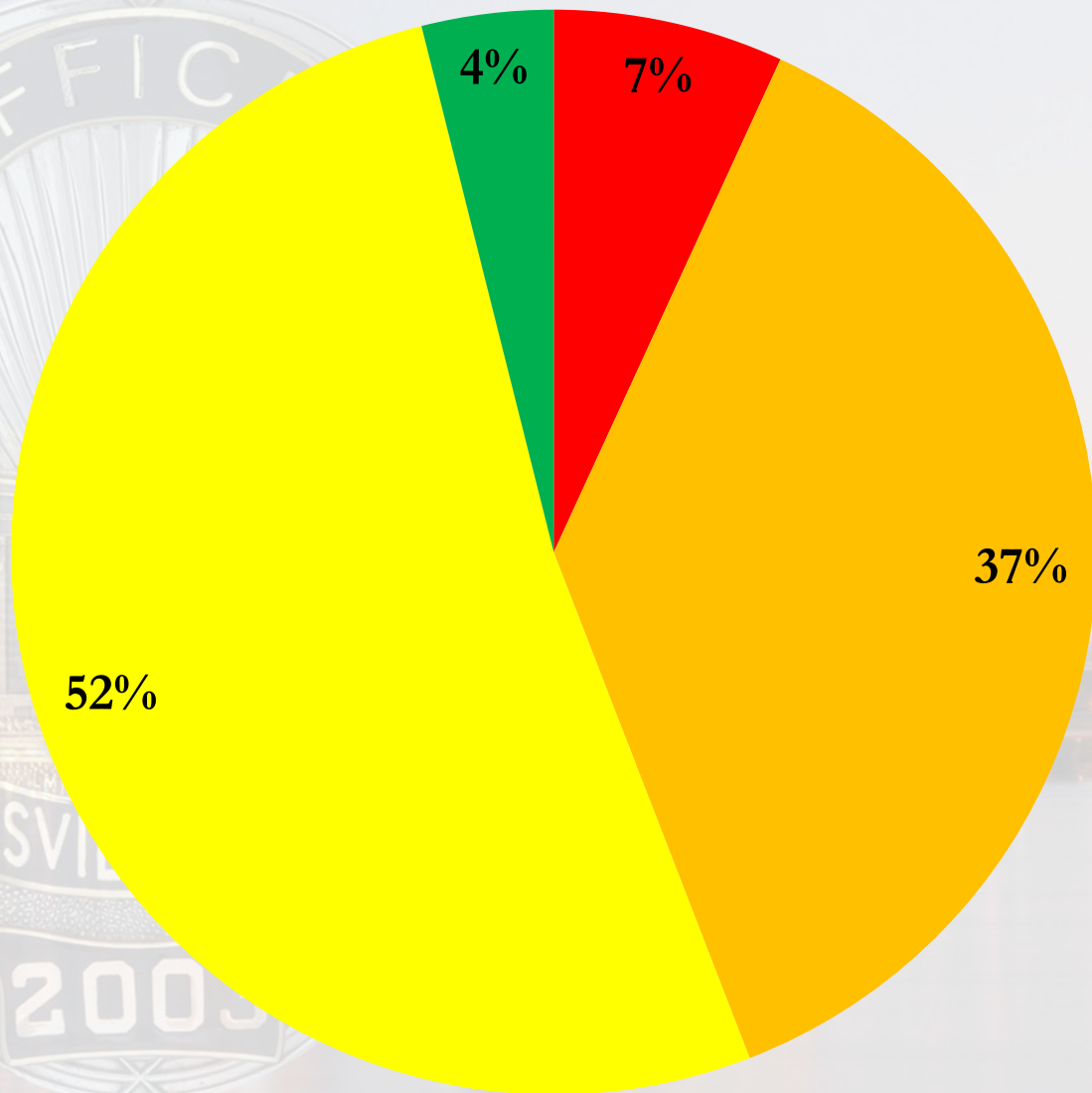
102 Recommendations

- Data Analysis
- Use of Force and De-Escalation
- Search and Arrest Warrants
- Crowd Control
- Complaints Against LMPD Personnel
- Early Intervention System
- Community-Oriented Policing
- Recruiting and Hiring
- Promotion Processes
- Crisis Intervention
- Bias-Free Policing
- Procedural Justice



OVERALL STATUS

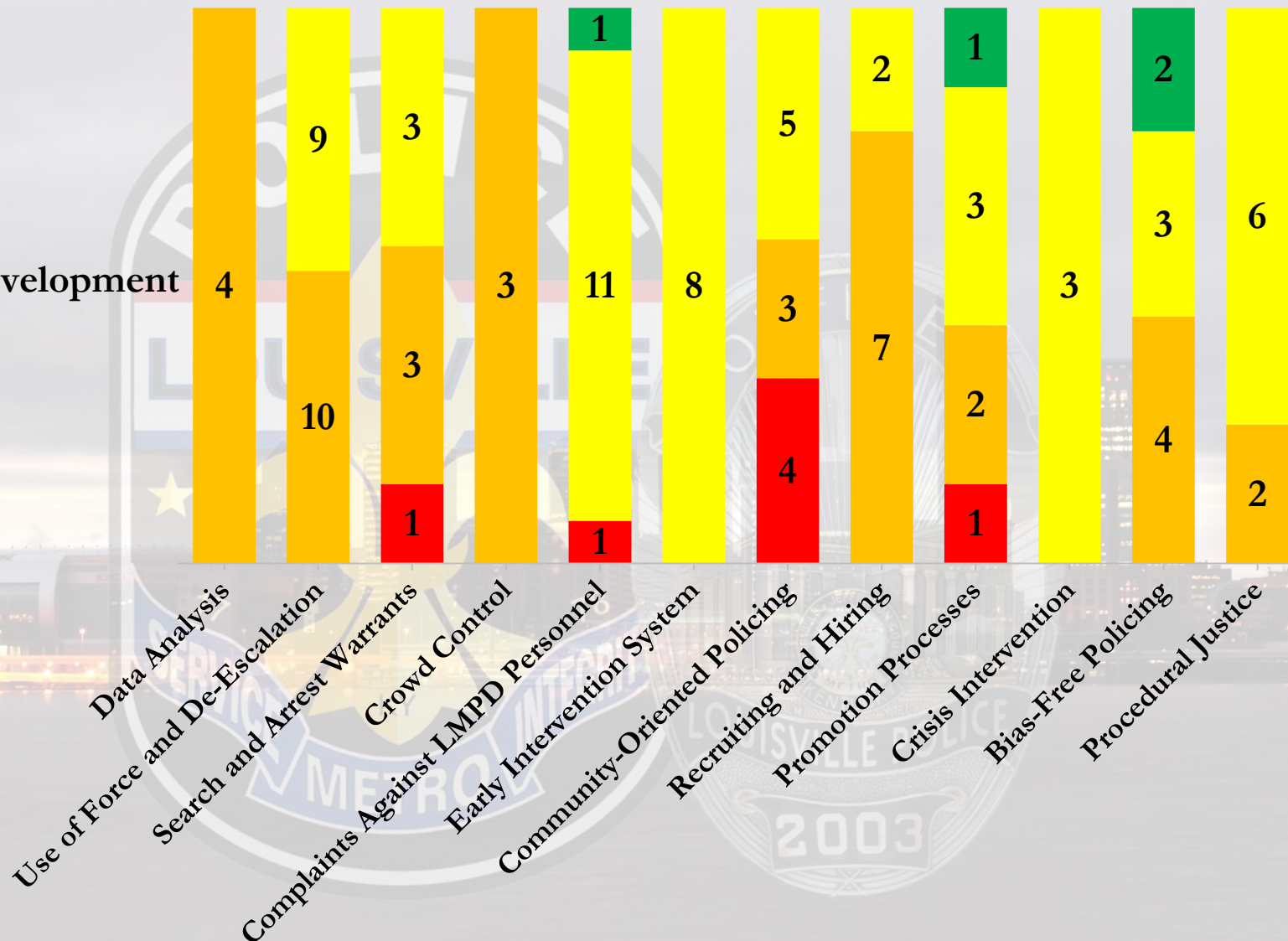
- Under Review
- Planning & Development
- In Process
- Completed





STATUS BY DOMAIN

- Completed
- In Process
- Planning & Development
- Under Review





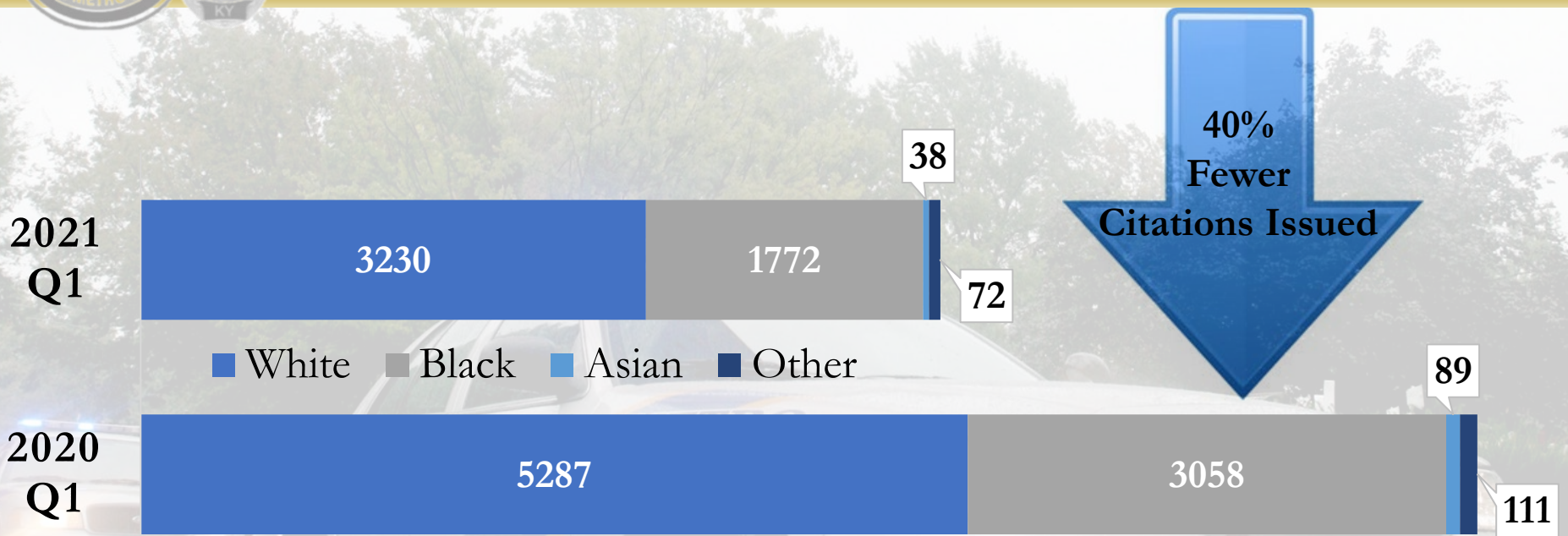
ITEMS UNDER REVIEW

- **Under Review – 7 Total Recommendations**
 - 3 Recommendations are Under Review for Collaboration with the Office of the Inspector General
 - 2.4.6, 2.6.5, and 2.6.7
 - 2 Recommendations are Under Review to Determine if Approval from KLEC will be Obtained for the Training Content and Non-KLEC Certified Instructor Waivers
 - 2.6.8 and 2.6.10
 - 2 Recommendations are Under Review by the Legal Department and Executive Staff.
 - 2.2.6 and 2.8.5



TRAFFIC STOPS DATA

CITATIONS ISSUED



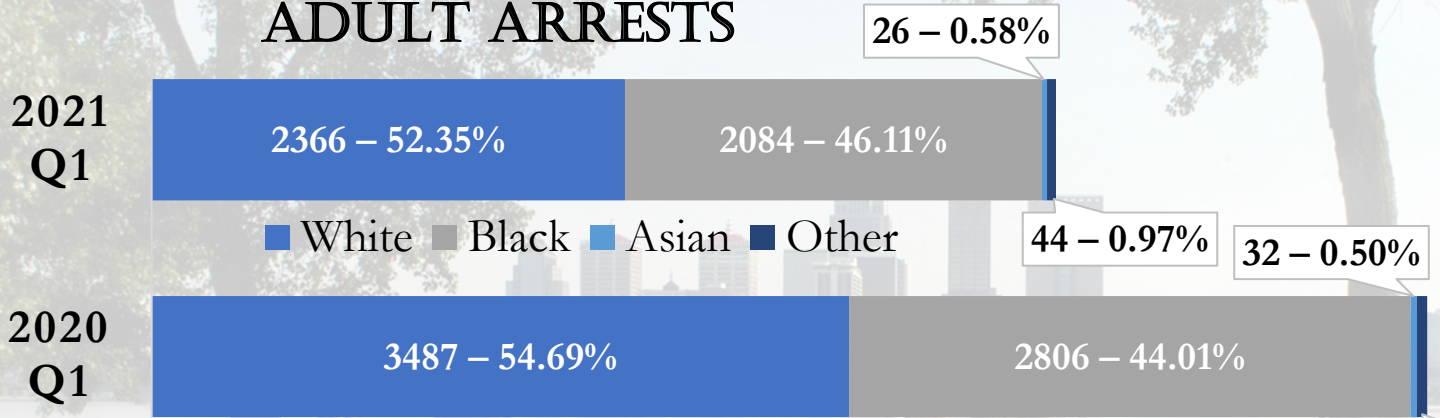
	White	Black	Asian	Other	Total
2021 Q1	3230 63.18%	1772 34.66%	38 0.74%	72 1.41%	5112
2020 Q1	5287 61.87%	3058 35.79%	89 1.04%	111 1.30%	8545

New STOPS tracking system expected to go live by November.



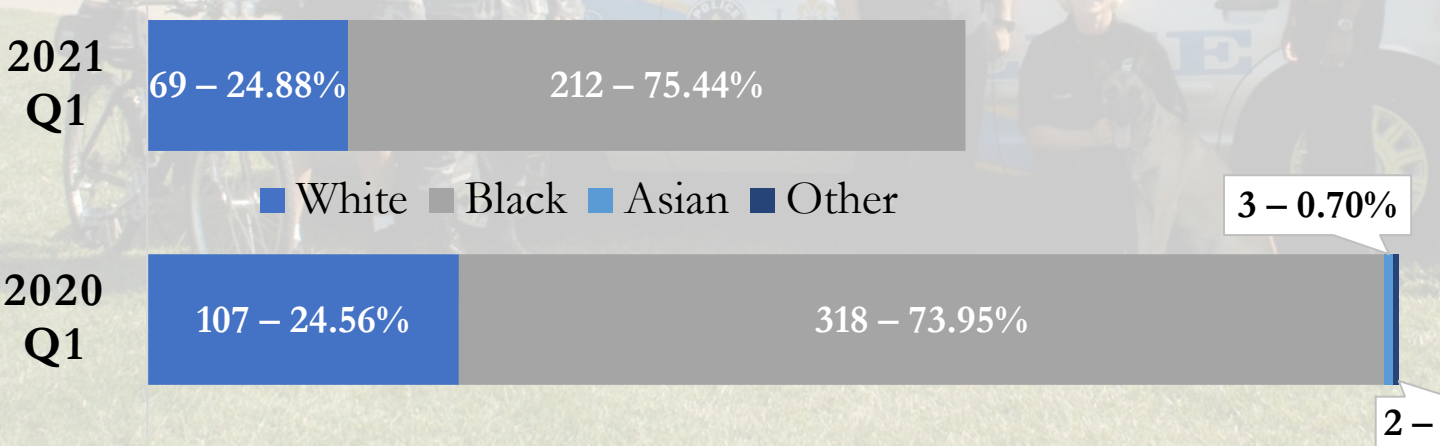
ENFORCEMENT DEMOGRAPHICS

ADULT ARRESTS



29% Fewer Adult Arrests

JUVENILE CITATIONS



35% Fewer Juvenile Citations

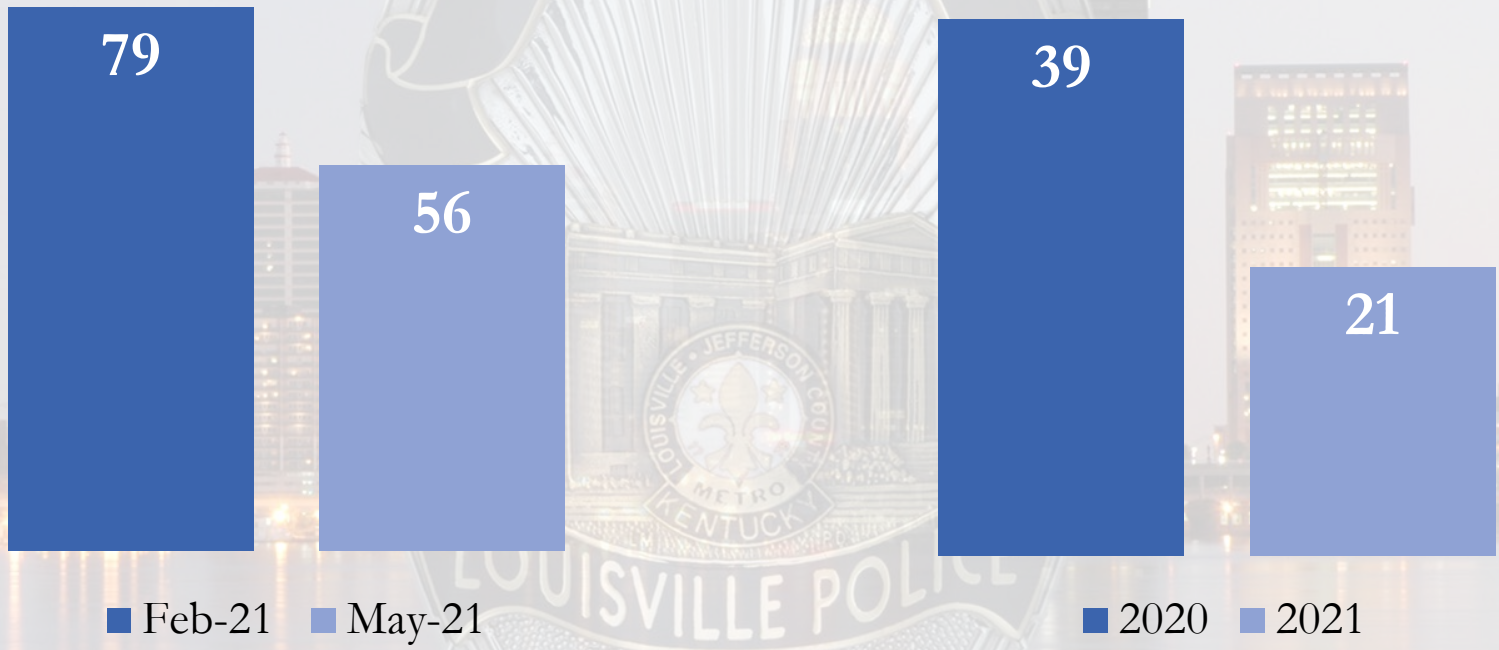


PSU CASES

PSU has 109 Cases Under Active Investigation

Backlogged Cases 2017-2020

2020 vs. 2021 Quarter 1 Initiated Cases

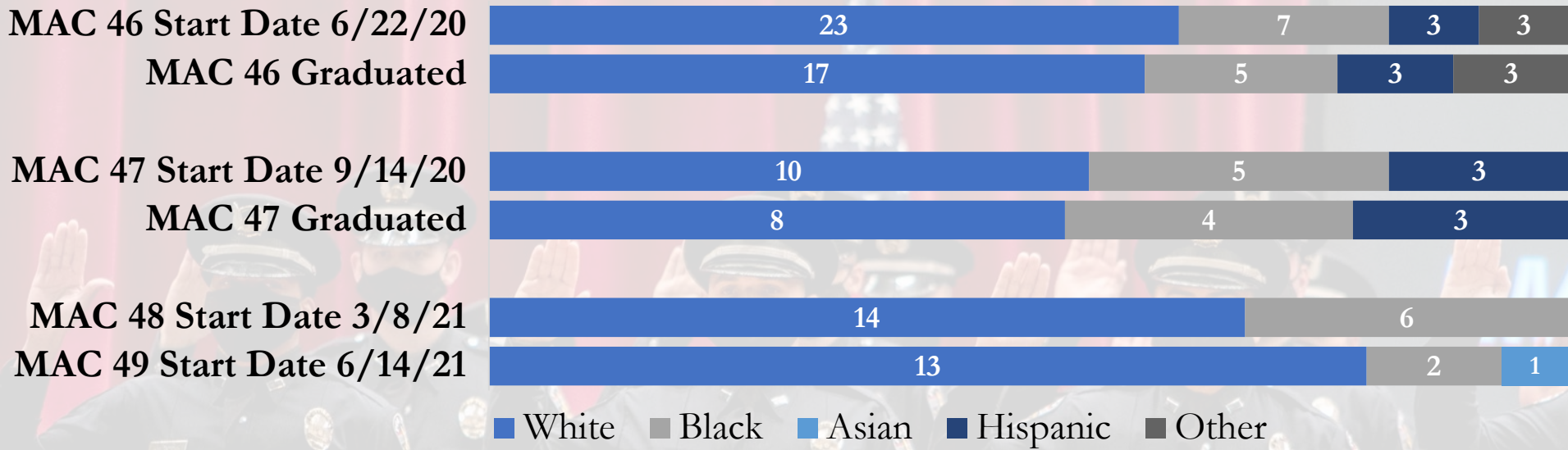


29% Reduction in PSU Case Backlog
From February 2021 to May 2021

15% Reduction in New PSU Cases
2021: 7 Chief & 14 Citizen Initiated
2020: 34 Chief & 5 Citizen Initiated



HIRING DEMOGRAPHICS



	White	Black	Asian	Hispanic	Other	Total
MAC 46 Start Date 6/22/20	23 63.89%	7 19.44%	0 0%	3 8.33%	3 8.33%	36
MAC 46 Graduated	17 60.71%	5 17.86%	0 0%	3 10.71%	3 10.71%	28
MAC 47 Start Date 9/14/20	10 55.56%	5 27.78%	0 0%	3 16.67%	0 0%	18
MAC 47 Graduated	8 53.33%	4 26.67%	0 0%	3 20.00%	0 0%	15
MAC 48 Start Date 3/8/21	14 70.00%	6 30.00%	0 0%	0 0%	0 0%	20
MAC 49 Start Date 6/14/21	13 81.25%	2 12.50%	1 6.25%	0 0%	0 0%	16

