

Louisville Metro Council
February 16, 2021

Recycling Update

Recycling Cart Grants

Grants are a result of discussions that began in 2018 between The Recycling Partnership, the Southeast Recycling Development Council (SERDC), the Department of Public Works, and the Waste Management District.

Recycling Grants – Waste Management District Board

Recycling cart grants were out of reach due to lack of matching funds.

In December 2020, the Waste Management District Board made a one-time appropriation of \$280,000 to help Louisville Metro Government move forward.

Grant agreements have been completed and need your approval.

About the Recycling Partnership

As a leading, national force for improving recycling, The Recycling Partnership puts private dollars to work in communities because we know that when we invest in a system to protect resources, empower sustainable action and unlock opportunity, everyone wins. We drive measurable sustainability through:

Grants, Technical Assistance, and Tools | Research, Measurement, and Best Practices | Partnerships | Scale

<https://recyclingpartnership.org/>





MISSION STATEMENT

The mission of SERDC is to unite industry professionals, organizations, government agencies and individuals engaged in the business of recycling; to foster communications among those groups; to promote sustainable recycling programs; and, to coordinate education and public awareness activities related to recycling.



Southeast Recycling Development Council (SERDC)

Project Budget

Waste Management District funds will be transferred to Louisville Metro who will use it for the grants.

Project Element	Grant Funding from The Recycling Partnership	*Funding from City of Louisville	Funding Requested from SERDC	Project Total
Recycling Carts (28,000 @ 46.25 ea.)	\$665,000	\$280,000*	\$350,000	\$1,295,000
Education and Outreach (\$2 per Household)	\$56,000			\$56,000
Total	\$721,000	\$280,000	\$350,000	\$1,351,000

Cart based collection is most efficient way to increase recycling rates

Carts enable lower-cost every-other-week collection of recycling and yard waste.

To reduce litter generated from small bins with no lids.

Another opportunity to educate citizens about the importance of recycling and recycling right.

Benefits

Phased Program

- First year program goal is to distribute up to 28,000 carts to current recyclers using small bins and to transition to every other week collection for recycling and yard waste.
- Pursue second- and third-year grants to complete distribution of recycling carts to all households in USD.

10 Year Solid Waste Management Study

Goal: Stakeholder driven process to ensure Louisville Metro has planned for future disposal needs and that we have an efficient and cost-effective system that meets the needs of the community.



Recommendations



SHORT-TERM

Expanded service, waste reduction, education, and limited regulation—while preserving choices.



DECISION POINT



LONG-TERM

Continued education and outreach with increased regulation and processing.

Program, Policy, and Infrastructure Strategies	Res	ICI	SH	C&D
Waste reduction and reuse education	X	X		X
Partner with local reuse stores	X		X	
Residential county-wide service-level standards: carts provided for recycling, standardized bins and labels, and embedded fees	X			
Bulky waste processing	X			
Expanded marketing program, plus youth education, partnerships with schools, and resident champions	X	X	X	X
Technical assistance and toolkits	X	X		
Awards and recognition	X	X		
Standardized bins, labels, and adequate infrastructure for multifamily and commercial	X	X		
County-wide service-level standards for self-haul facilities: adequate infrastructure; standardized bins and facility signage; and preferential fees for recycling			X	
Separation of self-haul			X	
Reuse materials in road construction				X
Green building				X
C&D processing ordinance				X
Yard waste disposal ban enforcement	X	X	X	

Program, Policy, and Infrastructure Strategies
Product stewardship
Reuse events
Online material exchange forum
Universal food scrap composting
Expanded curbside recycling list
Dry waste processing
Wet/dry collection
Mixed waste processing
Every-other-week trash collection
Require collection of yard waste and food scraps
Mandatory recycling
Mandatory yard waste and food scraps composting
Landfill disposal bans
Pilot regional collection
Pay-as-you-throw

KEY TERMS & DEFINITIONS

Res = Primarily single-family waste
ICI = Institutional, commercial, and industrial waste

SH = Self-hauled waste
C&D= Construction & demolition debris

1. Diversion rate
2. 80% participation and 70% diversion of recoverable materials.
3. 90% participation and 90% diversion of recoverable materials.

Program, Policy, and Infrastructure Strategies	Res	ICI	SH	C&D
Waste reduction and reuse education	X	X		X
Partner with local reuse stores	X		X	
Residential county-wide service-level standards: carts provided for recycling, standardized bins and labels, and embedded fees	X			
Bulky waste processing	X			
Expanded marketing program, plus youth education, partnerships with schools, and resident champions	X	X	X	X
Technical assistance and toolkits	X	X		
Awards and recognition	X	X		
Standardized bins, labels, and adequate infrastructure for multifamily and commercial	X	X		
County-wide service-level standards for self-haul facilities: adequate infrastructure; standardized bins and facility signage; and preferential fees for recycling			X	
Separation of self-haul			X	
Reuse materials in road construction				X
Green building				X
C&D processing ordinance				X
Yard waste disposal ban enforcement	X	X	X	

Short Term:
Policies,
Programs,
and
Strategies

Current Status

Waste Management District Board is reviewing short term recommendations.

Technical Advisory Committees to the 109 Board have been setup to evaluate each recommendation and give feedback to Board.

Department of Public Works continues to support and participate in those discussions.

Department
of Public
Works
continues to
support and
participate in
those
discussions









Popup Dropoff Events (Self Haul Separation)

Recycling Carts and Every Other Week
Collection. (Service Level Standards-Residential)

Recycle Right Program (Expanded Marketing
Campaign for Residential)

Waste District funded the hiring of an additional
educator and enforcement officer.

Pop-Up Drop-Off Events

	Over 1,000 participants
	49 tons of "junk" disposed
	584 tires recycled
	6.5 tons of metal recycled
	9.5 tons of yard debris composted
	18 tons of electronics recycled
	500 lbs. prescription meds disposed properly
	Three truckloads of documents shredded and recycled

- The first three Pop-Up Drop-Offs were well-received by our residents and proved to be successful.
- Nine events are scheduled for 2021.
- Agreement between WMD and DPW.

Recycle Right Program

To reduce the presence of unwanted materials in garbage, recycling, and organics waste streams in the residential, industrial-commercial-institutional (ICI), self-haul, and construction & demolition (C&D) waste sectors.

WAY TO KNOW!

We noticed you're recycling right.
Keep up the great work!

*¡Qué bueno que ya sabías!
Notamos que estás reciclando bien.*



Louisvilleky.gov/Recycling
502-574-3571

WAY TO KNOW!

We noticed you're recycling right. Keep up the great work!

¡Qué bueno que ya sabías!
Notamos que estás reciclando bien.



Louisvilleky.gov/Recycling
502-574-3571

OOPS!

We collected this time, but next time, please leave these items out of your recycling!

¡Oh No! ¡Esta vez recogimos, pero la próxima vez, no incluya estos artículos en su reciclaje!



Do not bag recyclables (and no garbage)
No embolsar materiales reciclables (y no basura)



No plastic shopping bags
No reciclar bolsas plásticas de compra



No food or liquid (empty all containers)
No reciclar comida líquidos (vaciar todos los contenedores)



No Styrofoam™ (carryout or packing materials)
No reciclar poliestireno (corcho sintético usado para empacar)



No yard waste (plant trimmings, leaves, grass clippings)
No reciclar desechos de jardín (recortes de plantas, hojas, césped)



No large items (furniture, wood, scrap metal, chains or cords)
No se permiten artículos grandes (muebles, madera, desperdicios de metal, cadenas o cuerdas)



Louisvilleky.gov/Recycling
502-574-3571

OOPS!

Your recycling container has too much contamination and could not be collected.

¡Oh No! Su contenedor de reciclaje tiene demasiada contaminación y no se pudo recoger.

Leave these items out of your recycling container: Deje estos artículos fuera de su contenedor de reciclaje:



Do not bag recyclables (and no garbage)
No embolsar materiales reciclables (y no basura)



No plastic shopping bags
No reciclar bolsas plásticas de compra



No Styrofoam™ (carryout or packing materials)
No reciclar poliestireno (corcho sintético usado para empacar)



No food or liquid (empty all containers)
No reciclar comida líquidos (vaciar todos los contenedores)



No yard waste (plant trimmings, leaves, grass clippings)
No reciclar desechos de jardín (recortes de plantas, hojas, césped)



No large items (furniture, wood, scrap metal, chains, or cords)
No se permiten artículos grandes (muebles, madera, desperdicios de metal, cadenas o cuerdas)



Louisvilleky.gov/Recycling
502-574-3571

RECYCLE THESE TOGETHER AND KEEP THEM LOOSE:

RECICLE ESTOS JUNTOS Y MANTÉNGALOS SUELTOS:

PAPER Flattened cardboard, containers & cups, milk & juice cartons, junk mail, magazines, office paper
PAPEL Cartón aplanado, contenedores y tazas, cartones de leche y jugo, correspondencia desechada, revistas, papel de oficina



PLASTIC Bottles, cups, & containers
PLÁSTICO Botellas, tazas, y contenedores



GLASS Bottles & jars
VIDRIO Botellas y frascos



METAL Aluminum & steel
METAL Aluminio y acero



All containers should be empty. Reattach plastic lids to plastic containers. Lids made of a different material than the container should be detached and recycled. Labels do not need to be removed.

Todos los contenedores deben estar vacíos. Vuelva a colocar las tapas de plástico en los recipientes de plástico. Las tapas hechas de un material diferente al del recipiente deben separarse y reciclarse. Las etiquetas no necesitan ser removidas.



Louisvilleky.gov/Recycling

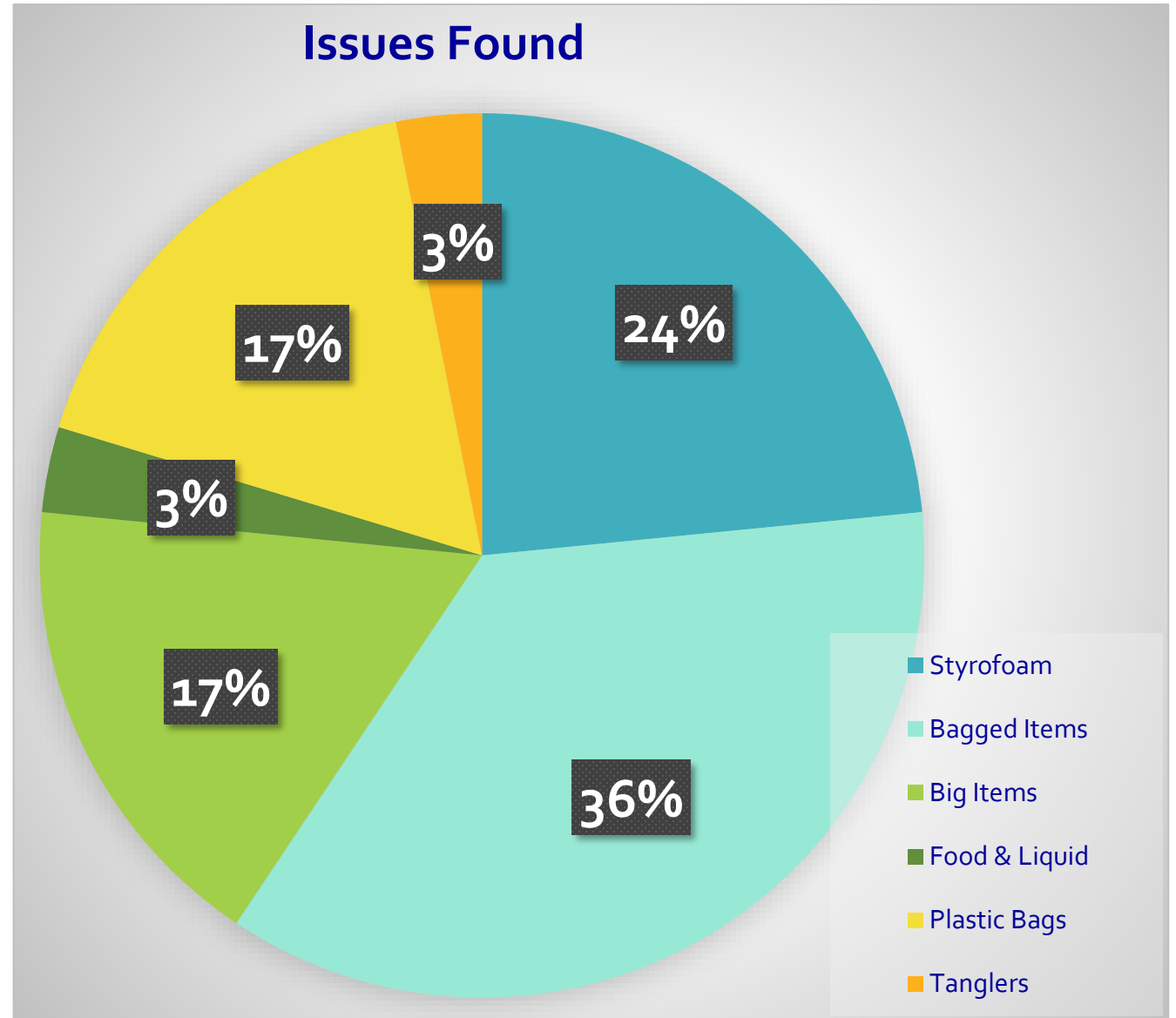
Recycle Right Program

Recycle Right Program

Southside Neighborhood

- 217 households
- 34% participation
- 40% of participants recycled right
- Bagged items – most common violation

Deer Park
Shawnee



Know Waste Webinar Series

Know Waste Wednesday

Bulky Waste by Appointment

Targeted Enforcement Program

Know Waste Ambassador Program

Other Initiatives

Questions?

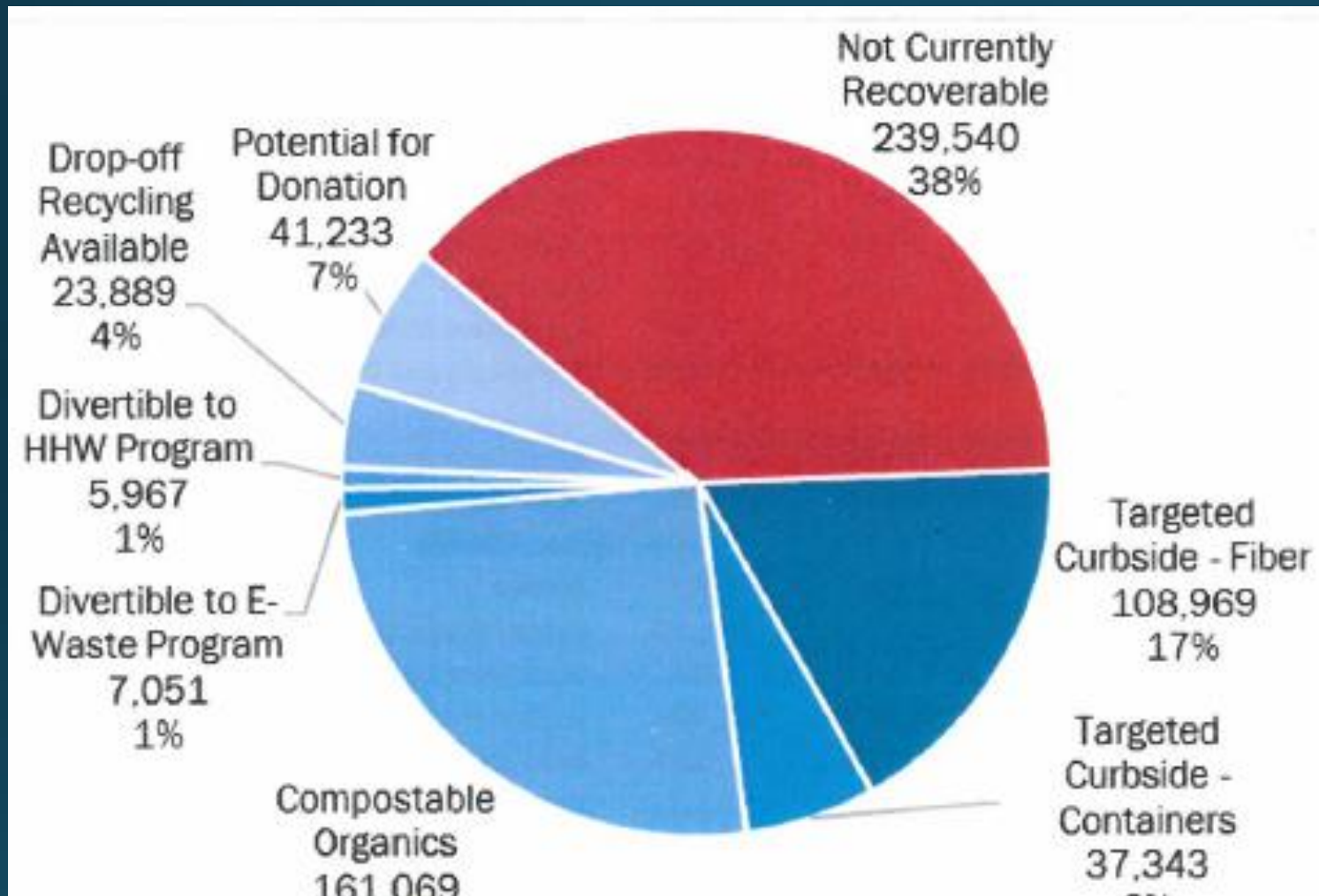
Supplemental Slides-Not for Presentation

Scenario	Households Served	Annual Recycling Tonnage	Household Rate
Current*	84,430	11,150	264 Lbs. / HH
Post-Carts	84,430	17,941	425 Lbs. / HH
Projected Annual Increase		6,791	161 Lbs. / HH

Expected Increase

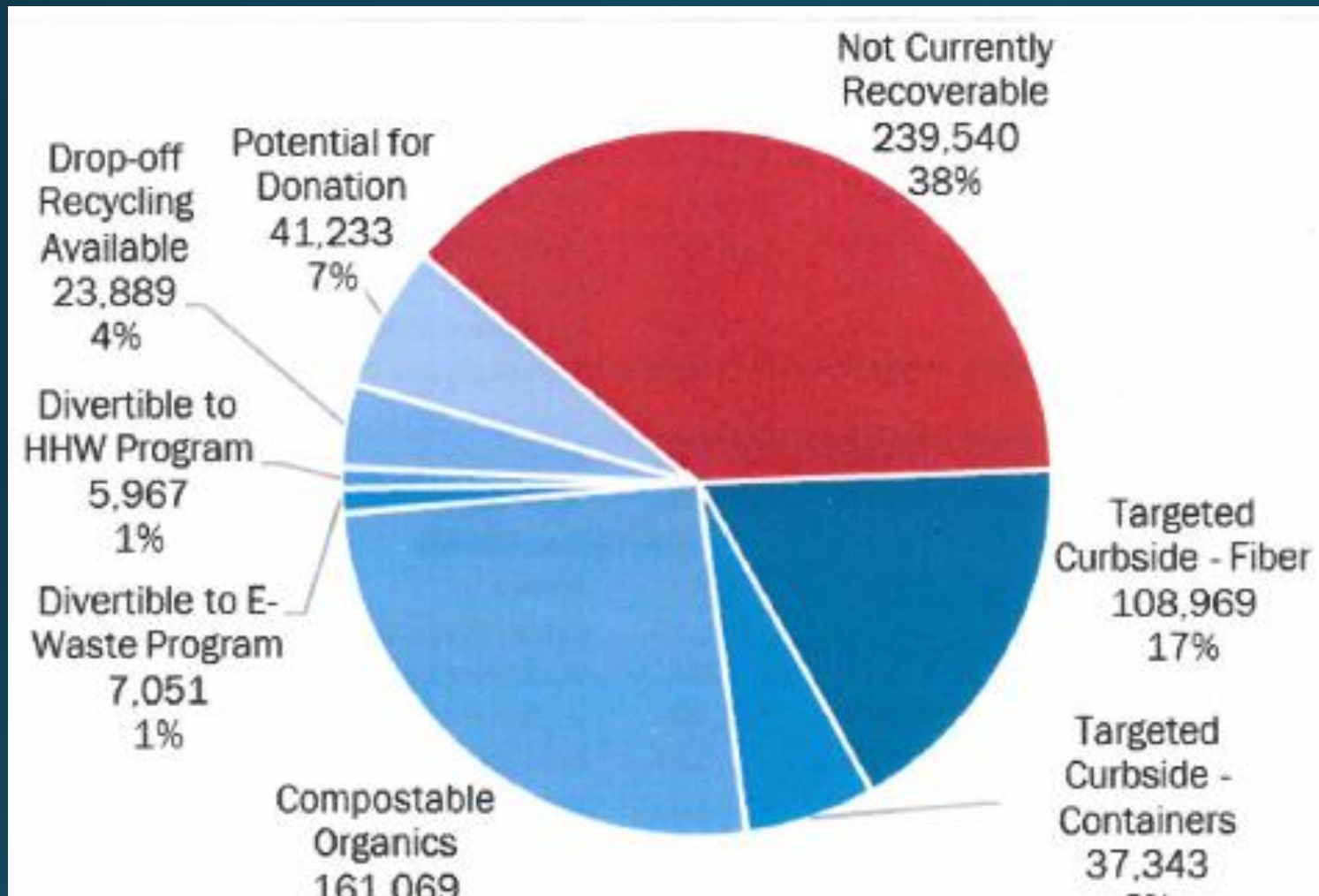
Waste Composition Results

(Residential Stream)



Waste Composition Results

(Residential Stream)



2019 Residential Curbside Diversion Statistics

Hauler	Garbage (Tons)	Recycling (Tons)	Recycling Rate	Yard Waste (Tons)	Yard Waste Rate	Curbside Diversion Rate
Hauler #1	13,732	1,277	8.1%	676	4.3%	12.5%
Hauler #2	27,940	101	0.4%	805	2.8%	3.1%
Hauler #3	36,282	3,098	7.1%	4,438	10.1%	17.2%
Hauler #4	90,023	5,390	5.2%	8,514	8.2%	13.4%
Hauler #5	44,374	5,771	10.6%	4,144	7.6%	18.3%
Haulers	212,351	15,637	6.3%	18,577	7.5%	13.9%
Metro (DPW)	73,225	10,892	11.5%	10,550	11.1%	22.6%
County-Wide Curbside Recycling Rate	285,576	26,529	7.8%	29,127	8.5%	16.3%

2019 Residential/ICI Diversion Statistics

	Average Tons 2016-2019	Baseline Average Tons 2008-2011	Target Rate	2013-2016 Average % Rate	2014-2017 Average % Rate	2015-2018	2016-2019
Recycled	342,992	311,688	27%	27.6%	27.4%	27.1%	26.6%
Landfilled	946,965	1,112,321					

Includes residential curbside, ICI dumpsters, and drop-off sites

2019 Overall Diversion Rate

	Average Tons 2016-2019	Baseline Average Tons 2008-2011	Target Rate	2013-2016 Average % Rate	2014-2017 Average % Rate	2015-2018	2016-2019
Recycled	946,307	1,056,587	90%	52.85%	52.93%	51.70%	49.98%
Landfilled	946,965	1,112,321					

Includes everything

Assessment of Existing Systems

- Collection offerings are not universally provided.
- Program participation is mostly voluntary, and there is limited enforcement of regulations that do exist.
- Incentives to reduce waste and recycle are limited.
- Messaging is inconsistent throughout Jefferson County.

2019 Rates

CY 2019 Variable Rate Pricing Reporting							
Cost of Services	Garbage	Customers	Recycling	Customers	Yard Waste	Customers	All Services
Hauler #1	\$12.87	10,397	\$4.78	3,844	\$6.30	3,801	\$23.95
Hauler #2	\$19.00	23,554	\$10.00	464	\$18.63	1,939	\$47.63
Hauler #3	\$13.54	34,058	\$6.11	8,664	\$23.80	5,499	\$43.45
Hauler #4	\$8.50	51,122	\$4.25	33,402	\$8.25	32,796	\$21.00
Hauler #5	\$13.66	57,692	\$4.52	21,082	\$5.70	16,965	\$23.88
Hauler Average	\$13.51	177,963	\$5.93	67,569	\$12.44	61,018	\$31.88

Not part of study. Data from licensed hauler annual reports.

Participation Rates

Curbside Services Participation/Availability Rates			
Service Type	Households with Garbage Service	Households with Recycling Services	Households with Yard Waste Services
2019 County-Wide Rate	96.2%	40.2%	37.7%
2018 County-Wide Rate	96.8%	38.3%	35.0%
2017 County-Wide Rate	97.1%	38.9%	35.0%
2016 County-Wide Rate	98.3%	39.1%	35.5%

Not part of study. Data from licensed hauler annual reports.