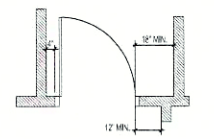


NOTE:
 DOOR PLACEMENT
 UNLESS OTHERWISE DIMENSIONED ON PLANS
 INSTALL DOORS PER THE FOLLOWING DIMENSIONS
 LISTED BELOW (FACE OF GWB TO FACE OF GWB)



DIMENSION NOTE:
 DIMENSIONS ON ENLARGED PLANS ARE FROM FACE
 OF STUD FRAMING TO FACE OF STUD FRAMING

EXTERIOR ELEVATION NOTE:
 "COMPLIANCE WITH BUILDING DESIGN STANDARDS
 ARTICLE 3 OF SUBCHAPTER 2, IS REQUIRED AND IS
 TO BE REVIEWED FOR COMPLIANCE DURING BUILDING
 CODE REVIEW"

NOTE:
 1. WINDOW & EXTERIOR DOOR LOCATIONS ARE
 SHOWN FOR REFERENCE ONLY. FOR EXACT
 WINDOW & DOOR LOCATIONS PLEASE REFER TO
 OVERALL & ENLARGED DIMENSION PLANS.
 PROVIDE 5" CLEARANCE ON FULL SIDE OF ALL
 DOORS PER ADAAG UNLESS OTHERWISE NOTED.
 2. ALL INTERIOR UNIT WALLS TO BE TYPE 1A
 UNLESS OTHERWISE NOTED ON PLANS

UNIT TYPE / COUNT

NO.	REVISION/SUBMISSIONS	DATE

NO.	REVISION/SUBMISSIONS	DATE

SEAL

Quantity (1) SF Sign
 • Fabricated aluminum construction,
 with internal steel support structure
 • Painted with acrylic polyurethane paints
 • 5" Diameter steel post direct burial, in a
 24" Diameter footer.

IN GENERAL CONTRACTOR
Riverport Construction, LLC
 1469 SOUTH 4TH STREET
 LOUISVILLE, KY 40208

OWNER
Riverport Landing, LLC
 1469 SOUTH 4TH STREET
 LOUISVILLE, KY 40208

ARCHITECT OF RECORD
STUDIO A architecture
 127 L. BARRETT DRIVE #104
 LOUISVILLE, KY 40208
 (502) 639-1025
 WWW.STUDIOAARCH.COM

DESIGN ARCHITECT

 1469 South 4th Street Suite 210
 Louisville, KY 40208
 T: (502) 638-2534

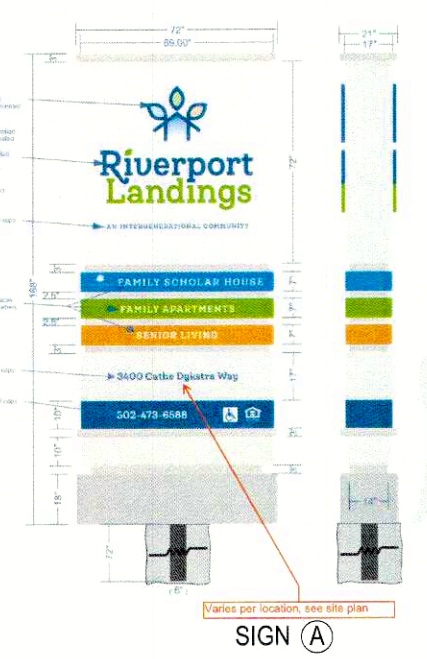
PROJECT TITLE
 CANE RUN RIVERPORT
 3320 MARY O'CONNOR DRIVE
 LOUISVILLE, KY 40216

DESIGNED BY	CHECKED BY
DRAWN BY	DATE
SHEET TITLE	
PROJECT NO.	SHEET NO.

78 WAIVER 1026

- PMS 3015C
- PMS 2955C
- PMS 366C
- PMS 7570C
- BM Cocoa Butter 1023
- BM Hazlewood 1005
- BM Kitten-Whiskers 1003

Quantity (2) DF Signs
 • Fabricated aluminum construction,
 with internal steel support structure
 • Painted with acrylic polyurethane paints
 • 6" Diameter steel post direct burial, in a
 24" Diameter footer



SIGN (A)



SIGN (B)



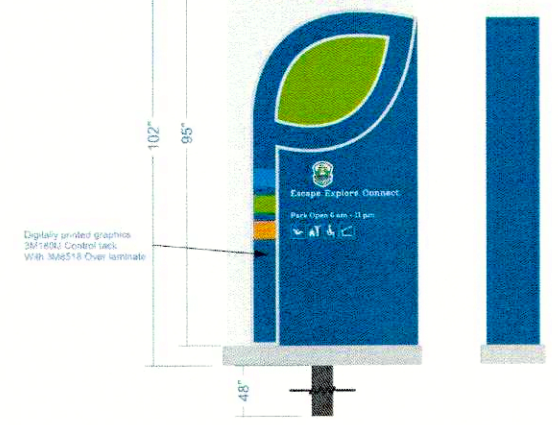
SIGN (C)



SIGN (D)

- PMS 3015C
- PMS 2955C
- PMS 366C
- PMS 7570C
- BM Cocoa Butter 1023
- BM Hazlewood 1005
- BM Kitten-Whiskers 1003

Quantity (1) each SF Signs
 • Fabricated aluminum construction,
 with internal steel support structure
 • Painted with acrylic polyurethane paints
 • 5" Diameter steel post direct burial, in a
 24" Diameter footer



SIGN (E)

RECEIVED
 JUL 09 2018
 PLANNING &
 DESIGN SERVICES