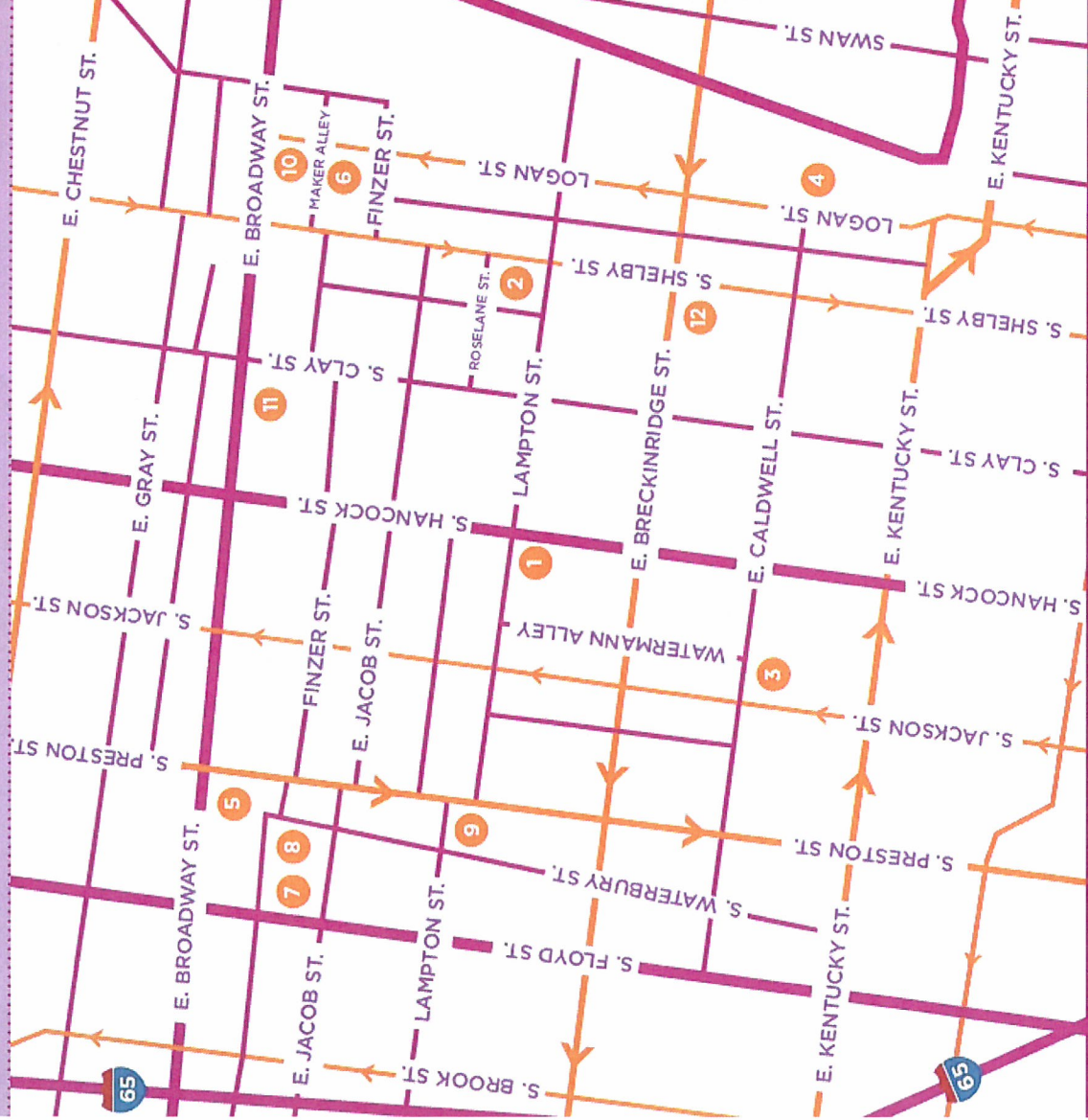


# Imagine Mural Festival, 2019

## Mural Festival Map



★ ★ MAP KEY: — 2 Way Street — 1 Way Street



## Smoketown Mural Locations

- 1 **JOE'S NEIGHBORHOOD FOOD MART**  
542 Lampton Street 40203  
Owner: Joe Ali | Artist: Victor Sweatt
- 2 **KERTIS CREATIVE**  
786 S. Shelby Street 40203  
Owner: Stephen Curtis | Artist: Liz Richter
- 3 **LOAVES & FISHES**  
949 South Jackson Street 40203  
Owner: Aaron Mueller |  
Contact: Curtis Taylor | Artist: Brandon Marshall
- 4 **LOGAN STREET BASIN X 4 MURALS AT BASIN**  
937-967 Logan Street 40204  
Artist: Ashley Cathey | Artists: Steam Exchange, Caitlin Kannapel/Rachel Mauser, Artists: Andrei Krautsou & Yuliya Puhach
- 5 **METRO UNITED WAY**  
334 East Broadway 40202  
Contact: John Sands | Artist: Annie Hamel
- 6 **PETRO TOWERY**  
813 Finzer Street 40204  
Owner: Rachel Zink |  
Artist: The Art Cartel, Wilfred Sieg III
- 7 **WAVE**  
725 South Floyd Street 40203  
GM: Ken Selvaggi | Artist: OSRS, Jeremy Lewis
- 8 **WAVE**  
725 South Floyd (White structure in park adjacent to WAVE) 40203  
GM: Ken Selvaggi | Artist: OSRS, Jeremy Lewis
- 9 **YOUTHBUILD**  
800 South Preston Street 40203  
Contact: Lynn Rippy |  
Artist: The Art of Kacy LLC, Kacy Jackson
- 10 **TERRY ZINK PROPERTY**  
702 Logan Street 40204  
Owner: Rachel Zink | Artist: Tramel Harold Fain
- 11 **EXCLUSIVE WEAR**  
620-30 East Broadway 40202  
Contact: Jordan Michelson |  
Artist: Braylyn Stewart
- 12 **BEN CARTER LAW**  
900 S. Shelby St. 40203 | Artist: Liz Richter

# Imagine Mural Festival, 2019

\$200,000

Invested in Smoketown

15




Murals

13

Mural Artists


300

Attendees at Celebration



# 2019 Impact Report

## CULTURAL PASS

PRESENTED BY  CHURCHILL DOWNS

### Vision

A Cultural Pass for children of all ages that supports and encourages lifelong learning by providing access to Louisville's arts and cultural institutions.

### Objectives

- Negate summer learning loss by creating a learning experience through programming activities and education.
- Establish a lifelong relationship between Louisville's children and arts and cultural institutions.
- Work to address barriers that may prohibit children from accessing the community's arts and cultural institutions.



The Little Loomhouse

# 40,099


visits made  
13% increase from 2018

# 59


participating venues  
30% increase from 2018

# 12,016

visits by passholders from  
low-income zip codes



Yew Dell Botanical Gardens



Looking for Lilith Theatre Company

We loved going to so many places that we wouldn't otherwise be able to go.  
*Cultural Pass parent*


It was a collection of experiences that was special. My kids experienced and learned lots of new things, and we had fun as a family. I had the sense they were being enriched while school was out.  
*Cultural Pass parent*

90.5 WUOL has had a Summer Learning program for about 4 years, but it wasn't until we participated in the Cultural Pass program that we saw our program participation take off. We have quadrupled the number of people participating in the past two years and attribute much of that growth to our inclusion in the Cultural Pass.  
*Cultural Pass Venue*

### IN PARTNERSHIP WITH

# 2019 Impact Report

## CULTURAL PASS

PRESENTED BY  CHURCHILL DOWNS

### What we heard from participants

<b>96%</b>	Participating in the Cultural Pass makes me feel more connected to my community and family
<b>86%</b>	Participating in the Cultural Pass encouraged me to read more to or with my child
<b>79%</b>	Visited at least one venue for the first time because of the Cultural Pass



**158,568** books read by passholders as part of summer reading

**1,517** passholders who made 5 or more visits

**209** zip codes in which passholders live

**6** Greater Louisville counties participating in Cultural Pass

### 2019 Cultural Pass Venues

#### Jefferson County, KY

- 21C Museum Hotel
- Actors Theatre of Louisville
- American Printing House for the Blind
- Asia Institute, Inc - Crane House
- Commonwealth Theatre Center
- The Conrad-Caldwell House Museum
- Farmington Historic Plantation
- The Filson Historical Society
- The Food Literacy Project
- Frazier History Museum
- Gheens Science Hall & Rauch Planetarium
- Girl Scouts of Kentuckiana
- Jefferson Memorial Forest
- Jewish Community of Louisville, Inc
- Kentucky Derby Museum
- Kentucky Opera Association
- Kentucky Science Center
- Kentucky Shakespeare Festival
- KMAC Museum
- The Little Loomhouse
- Locust Grove
- Looking for Lilith Theatre Company
- Louisville Academy of Music

- Louisville Ballet School
- Louisville Children's Film Festival
- Louisville Chorus
- Louisville Civic Orchestra
- Louisville Free Public Library
- Louisville Metro Parks - Iroquois Amphitheatre
- Louisville Nature Center
- Louisville Philharmonia
- Louisville Public Media/90.5 WUOL
- Louisville Visual Art
- Louisville Water
- Louisville Youth Choir
- Louisville Zoo
- Muhammad Ali Center
- Old Louisville Neighborhood Council
- Olmsted Parks Conservancy
- Portland Museum, Inc
- Riverside, the Farnsley-Moremen Landing
- Sacred Heart School for the Arts
- Speed Art Museum
- StageOne Family Theatre
- Stoneware & Co

#### Bullitt County, KY

- Bullitt County Public Library

#### Oldham County, KY

- Bernheim Arboretum and Research Forest
- Yew Dell Botanical Gardens

#### Floyd County, IN

- Arts Alliance of Southern Indiana
- Artseed
- Carnegie Center for Art & History
- Floyd County Library
- TheatreWorks of Southern Indiana

#### Clark County, IN

- Charlestown-Clark County Library
- Falls of the Ohio State Park
- Jeffersonville Township Public Library

#### Harrison County, IN

- Harrison County Arts! Inc, The Artisan Center
- Harrison County Discovery Center
- Harrison County Public Library



# Build a Stronger Louisville



## The Soul of the City

At Fund for the Arts, we believe in the transformative power of the arts. By investing in strategic initiatives that drive impact in the areas of health, education, economic development, and quality of place, Fund for the Arts is working to make Greater Louisville an even better place to live, work and visit.

With the support of Louisville Metro Council, and nearly **15,000** donors from across the community, Fund for the Arts invests in innovative and impactful initiatives that help make our community thrive.

## Arts Build Strong Communities

Through direct grants and support of arts and culture organizations, Fund for the Arts drives accessibility to the arts across neighborhoods, schools, community centers, and public spaces. The arts fuel our regional economy, inspire student success, and bring people together to make Greater Louisville a vibrant community.

- 2.1 Million People served
- 855 Locations for Arts Experiences
- 75 Community Centers and Community Organizations
- 37 Libraries
- 30 Parks and Historic Sites
- 18 Healthcare and Senior Facilities
- 5,549 Volunteers Engaged through Arts
- 742 Grants to Artists, Organizations, Community Organizations and Schools

## Arts Fuel Creative Minds

Arts integration boosts educational achievement, improving high school graduation rates and college and career readiness. The EVERY CHILD Arts in Education Initiative provides curriculum-based arts experiences to thousands of K-12 students across Kentuckiana each year.

**4x** A student involved in the arts is 4x more likely to be recognized for academic achievement.



**450**  
Schools served



**400,000**  
Arts in Education Experiences



**81**  
Counties served

**98%** of teachers report FFTA education programs help students to:

- Master Academic Standards
- Think Critically and Solve Complex Problems
- Develop Creativity Skills
- Communicate More Effectively

## Arts Mean Business

Beyond Fund for the Arts' investment, attendance at arts and culture events creates a spending ripple effect – dollars spent at hotels and restaurants, on parking and transportation, creating jobs, revenue and a unique brand for our community.




**\$10.7 million**  
Local Government Revenue



**17,529**  
Jobs created



**\$25** Averaged spending  
Ripple Effect



**9.3 million**  
in Attendance



**20%** of Attendees are from outside of Jefferson County

Source: Americans for the Arts' 2016 survey of 3,020 adults by Ipsos Public Affairs

