





Distance from edge of back porch to start of projected location of carport (designated by red arrow) is 45 feet.





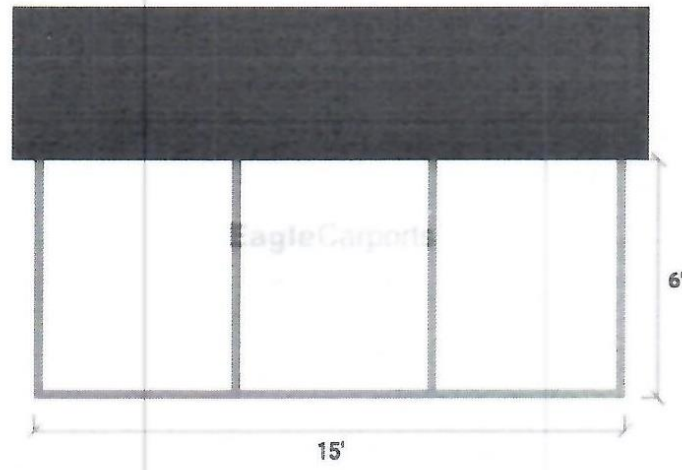
Projected distance from each side of neighboring garage is 1.5 feet. 

Projected distance from rear (alleyway) is 1.5 feet 

**FRONT**




**LEFT SIDE**



**BACK**



# BACK



# RIGHT SIDE

