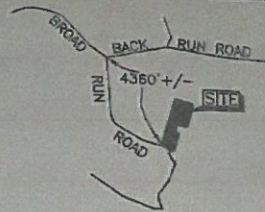


- NOTES:**
1. THE PURPOSE OF THIS PLAT IS TO CREATE A NEW TRACT AND DEDICATE RIGHT-OF-WAY.
 2. THIS PLAT IS SUBJECT TO EASEMENTS AND RESTRICTIONS WHETHER RECORDED OR NOT.
 3. A PORTION OF THIS PROPERTY IS LOCATED IN THE 100 YEAR FLOOD HAZARD AREA AS DETERMINED BY FEMA MAP PANEL #21111C0116E, DECEMBER 5, 2006.
 4. DOCUMENTS REFERRED TO BY DEED BOOK AND PAGE ON THIS SURVEY ARE RECORDS ON FILE IN THE OFFICE OF THE CLERK OF JEFFERSON COUNTY, KENTUCKY.
 5. THE HORIZONTAL DATUM FOR THIS PLAT IS BASED ON GPS-RTK-VRS NETWORK KENTUCKY NORTH DATUM.

CERTIFICATE OF APPROVAL

Approved this _____ day of _____ 20____
 Invalid if not recorded before this date:
 By: _____
 Lou. Metro Planning Commission
 Approval Subject to attached Certificates:
 Special Requirement(s): _____
 Docket Number: _____



LOCATION MAP
NO SCALE

RESIDUAL TRACT 1
DENNIS RAY & ROBIN DIANE BUTLER
 891 MARKWELL LANE
 TAYLORSVILLE, KY 40071-7993
 D.B. 8253, PG. 455
 PARCEL I.D.:0062-0029-0000
 114 GIS ACRES +/-

TRACT 2
 217800.0 Sq. Feet
 5.00 Acres

GERALD & MARILYN
 KUSHNER
 D.B. 10850, PG. 187

TRACT 2A
 (DEDICATED TO
 RIGHT-OF-WAY)
 7653.8 Sq. Feet
 0.18 Acres

STATE OF KENTUCKY
 L ALAN HARTLEY
 3522
 LICENSED
 PROFESSIONAL
 LAND SURVEYOR

I hereby certify that this plat and survey were made under my direct supervision and that the angular and linear measurements as witnessed by monuments shown hereon, are true and correct to the best of my knowledge and belief. This survey and plat meets or exceeds the minimum standards of governing authorities.

L ALAN HARTLEY# 3522

8.5'
 23.9'
 C BROAD RUN ROAD

LINE	BEARING	DISTANCE
L1	S 15°26'33" W	21.33'
L2	N 74°33'27" W	26.51'
L3	N 15°40'03" E	34.33'

CURVE	CHORD BEARING	CHORD LENGTH	RADIUS
C1	S 70°57'00" W	69.53'	107.47'
C2	N 48°29'43" W	158.38'	243.34'
C3	N 52°30'23" W	165.28'	350.05'
C4	N 61°46'01" E	27.30'	73.47'

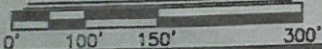
LEGEND

- SET PIN & CAP "HARTLEY/3522"
- FOUND PIN
- FOUND PIPE
- △ SET MAGNAIL & SHINER

ALAN HARTLEY LAND SURVEYS

1122 BURNING LANE BLVD., SHEPHERDSVILLE, KENTUCKY 40165
 PHONE: 502-957-7748 E-MAIL: alan@hartleyland.com

GRAPHIC SCALE 1"=150'



MINOR SUBDIVISION PLAT
 (THE PURPOSE OF THIS SURVEY IS TO CREATE TRACT 2 AND DEDICATE RIGHT-OF-WAY)

FOR
DENNIS RAY & ROBIN DIANE BUTLER
 891 MARKWELL LANE
 TAYLORSVILLE, KY 40071-7993
 D.B. 8253, PG. 455
 PARCEL I.D.:0062-0029-0000
 ADDRESS: 10403 BROAD RUN ROAD
 FIELD DATE: 10/16/2019 PLAT DATE 11/3/2019

use for property measurements

RECEIVED

MAR 8 1 2021

PLANNING & DESIGN SERVICES

21-FBH-0002



LOJIC

Maps Data Services News About Search

A GIS Partnership to Meet the Growing Needs of Louisville, KY

Map interface showing parcel boundaries, a search bar, and a parcel report window.

Search Addresses [Search Icon]

Click to add a shape, or press down to start and let go to finish

Parcel Report

Property Address:	10551 BROAD RUN RD
Owner:	HOOFNEL, LIVING TRUST
Parcel ID:	006202210000
Assessed Value:	\$0.00
Acres:	5.13120
Neighborhood:	721120

Approx House Location →

RECEIVED
MAR 31 2021
PLANNING & DESIGN SERVICES

0 100 200ft

21-FBH-0002



LOJIC

Maps Data Services News About Search

A GIS Partnership to Meet the Growing Needs of Louisville, KY

Search Addresses

Click to add a shape, or press down to start and let go to finish

LOJIC Reporting Tools

Parcel Report

Property Address:	10551 BROAD RUN RD
Owner:	HOOFNEL, LIVING TRUST
Parcel ID:	006202210000
Assessed Value:	\$0.00
Acres:	5.13120
Neighborhood:	721120

RECEIVED
MAR 31 2021
PLANNING & DESIGN SERVICES

BROAD RUN RD

100 200ft



LOJIC

Maps Data Services News About Search

A GIS Partnership to Meet the Growing Needs of Louisville, KY

Search Addresses

LOJIC Reporting Tools

Parcel Report

Property Address:	10551 BROAD RUN RD
Owner:	HOOFNEL, LIVING TRUST
Parcel ID:	006202210000
Assessed Value:	\$0.00
Acres:	5.13120
Neighborhood:	721120

RECEIVED
MAR 31 2021
PLANNING & DESIGN SERVICES

0 200 400ft



4 Bedroom Beauty...TRADITION 68

CAP033070TNAB

4 beds - 2 baths

1,904 sq. ft.



RECEIVED

MAR 31 2021

PLANNING & DESIGN SERVICES

(502) 933-2900

Monday - Friday: 9am to 6pm

Saturday: 9am to 5pm Sunday: Closed

CLAYTON HOMES-LOUISVILLE

12200 DIXIE HWY

LOUISVILLE, KY 40272

Our home building facilities invest in continuous product and process improvements. Plans, dimensions, features, materials, specifications, and availability are subject to change without notice or obligation. Renderings and floor plans are representative likenesses of our homes and many differ from actual homes. We invite you to tour a Home Center near you and inspect the highest value in quality housing available or call (865) 688-6110 to speak with a Home Consultant. ©2021, CMH. All rights reserved.

21-FBH-0002

Description of Materials

U.S. Department of Housing
and Urban Development
Department of Veterans Affairs
Farmers Home Administration

OMB Control No. 2502-0313
(exp. 10/31/2020)

Public reporting burden for this collection of information is estimated to average 30 minutes per response, including the time for reviewing instructions, searching existing data sources, gathering and maintaining the data needed, and completing and reviewing the collection of information. This agency may not collect this information, and you are not required to complete this form, unless it displays a currently valid OMB control number.

The National Housing Act (12 USC 1703) authorizes insuring financial institutions against default losses on single family mortgages. HUD must evaluate the acceptability and value of properties to be insured. The information collected here will be used to determine if proposed construction meets regulatory requirements and if the property is suitable for mortgage insurance. Response to this information collection is mandatory. No assurance of confidentiality is provided.

Proposed Construction Under Construction No. _____ (To be inserted by HUD, VA or FmHA)
Property address (Include City and State) _____

Name and address of Mortgagor or Sponsor _____
Name and address of Contractor or Builder _____

Instructions

- For additional information on how this form is to be submitted, number of copies, etc., see the instructions applicable to the HUD Application for Mortgage Insurance, VA Request for Determination of Reasonable Value, or FmHA Property Information and Appraisal Report, as the case may be.
- Describe all materials and equipment to be used, whether or not shown on the drawings, by marking an X in each appropriate check-box and entering the information called for each space. If space is inadequate, enter "See misc." and describe under item 27 or on an attached sheet. **The use of paint containing more than the percentage of lead by weight permitted by law is prohibited.**
- Work not specifically described or shown will not be considered unless required, then the minimum acceptable will be assumed. Work exceeding minimum requirements cannot be considered unless specifically described.
- Include no alternates, "or equal" phrases, or contradictory items. (Consideration of a request for acceptance of substitute materials or equipment is not thereby precluded.)
- Include signatures required at the end of this form.
- The construction shall be completed in compliance with the related drawings and specifications, as amended during processing. The specifications include this Description of Materials and the applicable Minimum Property Standards.

1. Excavation

Bearing soil, type _____

2. Foundations

Footings concrete mix _____ strength psi _____ Reinforcing _____

Foundation wall material _____ Reinforcing _____

Interior foundation wall material _____ Party foundation wall _____

Columns material and sizes _____ Piers material and reinforcing _____

Girders material and sizes _____ Sills material _____

Basement entrance areaway _____ Window areaways _____

Waterproofing _____ Footing drains _____

Termite protection _____

Basementless space ground cover _____ insulation _____ foundation vents _____

Special foundations _____

Additional information _____

3. Chimneys

Material Galvanized Stainless Steel _____ Prefabricated (make and size) _____

Flue lining material _____ Heater flue size _____ Fireplace flue size 10 5/8" _____

Vents (material and size) gas or oil heater _____ water heater _____

Additional information _____

4. Fireplaces

Type solid fuel gas-burning circulator (make and size) _____ Ash dump and clean-out _____

Fireplace facing Metal _____ lining _____ hearth Stone & Wood _____ mantel Stone & Wood _____

Additional information _____

RECEIVED

MAR 31 2021

5. Exterior Walls

Wood frame wood grade, and species #3 SPF Corner bracing Building paper or felt _____

Sheathing _____ thickness _____ width _____ solid spaced _____ o.c. diagonal _____

Siding Vinyl grade _____ type Double size 4/4 exposure _____ fastening 16" O.C.

Shingles Certainteed grade Class C type Fiberglass size 12x36 exposure _____ fastening 12" O.C.

Stucco _____ thickness _____ Lath _____ weight _____ lb.

Masonry veneer _____ Sills _____ Lintels _____ Base flashing _____

Masonry solid faced stuccoed total wall thickness _____ facing thickness _____ facing material _____

Backup material _____ thickness _____ bonding _____

Door sills 2x4 SPF Metal Window sills 2x4 SPF #2 Lintels _____ Base flashing _____

Interior surfaces dampproofing, _____ coats of _____ furring _____

Additional information _____

Exterior painting material Vinyl Lap number of coats _____

Gable wall construction same as main walls other construction _____

6. Floor Framing

Joists wood, grade, and species #3 SPF other #2 SPF bridging I-Beam Lags anchors _____

Concrete slab basement floor first floor ground supported self-supporting mix _____ thickness _____

reinforcing _____ insulation Fiberglass Batts membrane _____

Fill under slab material _____ thickness _____

Additional information _____

7. Subflooring (Describe underflooring for special floors under item 21)

Material grade and species OSB size 5/8 type Tongue&Groove

Laid first floor second floor attic _____ sq. ft. diagonal right angles

Additional information _____

8. Finish Flooring (Wood only. Describe other finish flooring under item 21)

Location	Rooms	Grade	Species	Thickness	Width	Bldg. Paper	Finish
First floor							
Second floor							
Attic floor	sq. ft.						

Additional information _____

9. Partition Framing

Studs wood, grade, and species #3 SPF Min size and spacing 2x4 16 O.C. Other 2x3 24" O.C.

Additional information _____

10. Ceiling Framing

Joists wood, grade, and species #2 SPF Truss Cord Other _____ Bridging _____

Additional information _____

11. Roof Framing

Rafters wood, grade, and species #2 SPF Cord/#2 SPF Web Roof trusses (see detail) grade and species _____

Additional information _____

12. Roofing

Sheathing wood, grade, and species 7/16 OSB solid spaced 24" o.c.

Roofing Certainteed grade Class C size 12x36 type Fiberglass weight or thickness 15 lbs size _____ fastening _____

Underlay Feltpaper number of plies _____ surfacing material _____

Built-up roofing _____ gage or weight _____ gravel stops snow guards

Flashing material _____

Additional information _____

RECEIVED
MAR 31 2021
PLANNING & DESIGN SERVICES

13. Gutters and Downspouts

Gutters material _____ gage or weight _____ size _____ shape _____
 Downspouts material _____ gage or weight _____ size _____ shape _____ number _____
 Downspouts connected to Storm sewer sanitary sewer dry-well Splash blocks material and size _____
 Additional information _____

14. Lath and Plaster

Lath walls ceilings material _____ weight or thickness _____ Plaster coats _____ finish _____
 Dry-wall walls ceilings material _____ thickness _____ finish _____
 Joint treatment _____

15. Decorating (Paint, wallpaper, etc.)

Rooms	Wall Finish Material and Application	Ceiling Finish Material and Application
Kitchen	Vinyl & Paper Covered Gypsum	Stipple on 1/2" Gypsum
Bath	Vinyl & Paper Covered Gypsum	Stipple on 1/2" Gypsum
Other		

Additional information _____

16. Interior Doors and Trim

Doors type Hollow Core Flat or Raised 2 Panel Doors material Duratex Hardboard Veneer thickness 1 3/8"
 Door trim type Door Casing 1 1/2" material Wrap Panelling Base type _____ material _____ size _____
 Finish doors Pre-Finish trim Pre-Finish
 Other trim (item, type and location) _____
 Additional information _____

17. Windows

Windows type Vertical Slider make Kinro material Aluminum & Vinyl sash thickness _____
 Glass grade _____ sash weights balances, type _____ head flashing _____
 Trim type _____ material _____ Paint _____ number coats _____
 Weatherstripping type Putty Tape and Window tape material _____ Storm sash, number _____
 Screens full half type Mesh number _____ screen cloth material Wire
 Basement windows type _____ material _____ screens, number _____ Storm sash, number _____
 Special windows _____
 Additional information _____

18. Entrances and Exterior Detail

Main entrance door material Aluminum width 36 1/2" thickness 1 3/4" Frame material Wood thickness 1"
 Other entrance doors material Aluminum width 32" thickness 3 3/4" Frame material Metal thickness 1"
 Head flashing _____ Weatherstripping type _____ saddles _____
 Screen doors thickness _____ number _____ screen cloth material _____ Storm doors thickness _____ number _____
 Combination storm and screen doors thickness 1 1/4" number _____ screen cloth material _____
 Shutters hinged fixed Railings _____ Attic louvers _____
 Exterior millwork grade and species _____ Paint _____ number coats _____
 Additional information _____

19. Cabinets and Interior Detail

Kitchen cabinets, wall units material MDF Framing lineal feet of shelves Varies shelf width 11 1/2"
 Base units material Same counter top Formica edging Self-Edging Formica
 Back and end splash Tile Finish of cabinets _____ Pre-Finish _____ number coats _____
 Medicine cabinets make _____ model _____
 Other cabinets and built-in furniture _____
 Additional information _____

PLANNING & DESIGN SERVICES
 MAR 31 2021

20. Stairs

Stair	Treads		Risers		Strings		Handrail		Balusters	
	Material	Thickness	Material	Thickness	Material	Size	Material	Size	Material	Size
Basement										
Main										
Attic										

Disappearing make and model number _____

Additional information _____

21. Special Floors and Wainscot (Describe Carpet as listed in Certified Products Directory)

Floors	Location	Material, Color, Border, Sizes, Gage, Etc.	Threshold Material	Wall Base Material	Underfloor Material
		Kitchen	Vinyl		
	Bath	Vinyl			OSB
Wainscot	Location	Material, Color, Border, Cap. Sizes, Gage, Etc.	Height	Height Over Tub	Height in Showers (From Floor)
	Bath				

Additional information _____

22. Plumbing

Fixture	Number	Location	Make	MFR's Fixture Identification No.	Size	Color
Sink	1	Kitchen	Stainless			stainless
Lavatory	2	Baths	Porcelain & Plastic			White
Water closet	2	Baths	Porcelain & Plastic			White
Bath tub	2	Baths				White
Shower over tub	1	Baths				White
Stall shower						
Laundry trays						

Bathroom accessories Recessed material _____ number _____ Attached material _____ number _____

Additional information _____

Curtain rod Door Shower pan material _____
 * (Show and describe individual system in complete detail in separate drawings and specifications according to requirements.)
 Water supply public community system individual (private) system*
 Sewage disposal public community system individual (private) system*
 House drain (inside) cast iron tile other PVC House sewer (outside) cast iron tile other _____
 Water piping galvanized steel copper tubing other Quest Pex Sill cocks, number _____
 Domestic water heater type Electric make and model Rheem heating capacity 210 gph. 100° rise.
 Storage tank material Glass Lined capacity 40 gallons
 Gas service utility company liq. pet. gas other Gas piping cooking house heating
 Footing drains connected to storm sewer sanitary sewer dry well sump pump make and model _____
 capacity _____ discharges into _____

Additional information _____

MAR 31 2021

PLANNING & DESIGN SERVICES

23. Heating

Hot water Radiators Radiant panel Circulator
Steam Convectors floor Return pump
Vapor Baseboard radiation wall ceiling
One-pipe system Two-pipe system
Make and model
Panel coil material
capacity gpm.
Boiler make and model Output Btuh. net rating Btuh.

Warm air Gravity Forced Type of system Fan Forced Duct System
Duct material supply Aluminum return Grill Insulation R11 thickness 3 1/2" Outside air intake
Furnace: make and model Carrier Input 53,000 Btuh. output Btuh.

Space heater floor furnace wall heater Input Btuh. output Btuh. number units
Make, model 2410/3610/3612/4815

Controls make and types Thermostat

Fuel: Coal oil gas liq. pct. gas Electric Other storage capacity

Firing equipment furnished separately Gas burner, conversion type Stoker hopper feed Oil burner pressure atomizing vaporizing
Oil burner pressure atomizing vaporizing
Make and model

Control
Additional information

Electric heating system type Input watts @ volts output Btuh.

Ventilating equipment attic fan, make and model capacity cfm.
kitchen exhaust fan, make and model Ventline PH40

Other heating, ventilating, or cooling equipment Vented Soffits & Roof Vents
Additional information

24. Electric Wiring

Service overhead underground Panel fuse box circuit-breaker make AMP's No. circuits
Wiring conduit armored cable nonmetallic cable knob and tube other
Special outlets range water heater other Dryer
Doorbell Chimes Push-button locations
Additional information

25. Lighting Fixtures

Total number of fixtures 12 Total allowance for fixtures, typical installation, \$
Nontypical installation Wire & Brace Fans LR, Master Bedroom, and Den
Additional information

RECEIVED
MAR 31 2021

PLANNING & DESIGN SERVICES Page 5 of 6

21-FBH-0002

26. Insulation

Location	Thickness	Material, Type, and Method of installation	Vapor Barrier
Roof	4 1/2"	Knauf	Blowed
Ceiling			
Wall	3 1/2"	Fiberglass Batts	Vapor Barrier Plastic
Floor	3 1/2"	Fiberglass Batts	Vapor Barrier Plastic

27. Miscellaneous: (Describe any main dwelling materials, equipment, or construction items not shown elsewhere; or use to provide additional information where the space provided was inadequate. Always reference by item number to correspond to numbering used on this form.)

Hardware (make, material, and finish.)

Special Equipment (State material or make, model and quantity. Include only equipment and appliances which are acceptable by local law, custom and applicable FHA standards. Do not include items which, by established custom, are supplied by occupant and removed when he vacates premises or chatties prohibited by law from becoming realty.)

Porches

Terraces

Garages

Walks and Driveways

Driveway width _____ base material _____ thickness _____ surfacing material _____ thickness _____
 Front walk width _____ material _____ thickness _____ Service walk width _____ material _____ thickness _____
 Steps material _____ treads _____ risers _____ Cheek walls _____

Other Onsite Improvements

(Specify all exterior onsite improvements not described elsewhere, including items such as unusual grading, drainage structures, retaining walls, fence, railings, and accessory structures.)

Landscaping, Planting, and Finish Grading

Topsoil _____ thick front yard side yards rear yard to _____ feet behind main building
 Lawns (seeded, sodded, or sprigged) front yard side yards rear yard _____
 Planting as specified and shown on drawings as follows:
 _____ Shade trees deciduous _____ caliper _____ Evergreen trees _____ to _____ B & B
 _____ Low flowering trees deciduous _____ to _____ Evergreen shrubs _____ to _____ B & B
 _____ High-growing shrubs deciduous _____ to _____ Vines, 2-year _____
 _____ Medium-growing shrubs deciduous _____ to _____ Other _____
 _____ Low-growing shrubs deciduous _____ to _____

Identification—This exhibit shall be identified by the signature of the builder, or sponsor, and/or the proposed mortgagor if the latter is known at the time of application.
 Date (mm/dd/yyyy) 3/22/2020 Signature [Signature]

RECEIVED
 Signature

MAK 3 1 2021

- GENERAL NOTES:
- PIER LOADS SHOWN ARE TO BE USED TO SIZE THE FOOTINGS FOR EACH PIER. REFER TO TABLES 18, 19, AND 20 IN THE INSTALLATION MANUAL FOR LOAD ON FRAME PIER FOOTINGS THAT DO NOT REQUIRE PERIMETER BLOCKING. REFER TO TABLES 7b AND 7c IN THE INSTALLATION MANUAL FOR LOAD ON FRAME PIER FOOTINGS THAT REQUIRE PERIMETER BLOCKING. REFER TO TABLES 10 AND 10c TO DETERMINE FOOTING SIZE FOR ALL PIER TYPES.
 - REFER TO TABLE 9 FOR PIER CONFIGURATION AND MAXIMUM ALLOWABLE HEIGHTS. CROSS REFERENCE THE PIER HEIGHT WITH THE MAXIMUM ALLOWABLE FLOOR HEIGHT LISTED IN THE FRAME TIEDOWN CHARTS (TABLE 18, 19, AND 20). FLOOR WIDTH SHOWN IS FOR STANDARD PRODUCT ONLY. CONTACT THE MFG PLANT FOR SPECIFICATIONS OF OPTIONS.
- SERVICE DROP LOCATIONS IDENTIFIED ARE APPROXIMATE. THE MAXIMUM SPACING FOR FRAME SUPPORT PIERS FOR 8" I-BEAMS IS 8 FEET, 10" & 12" I-BEAMS ARE 10 FEET.

PIER LEGEND

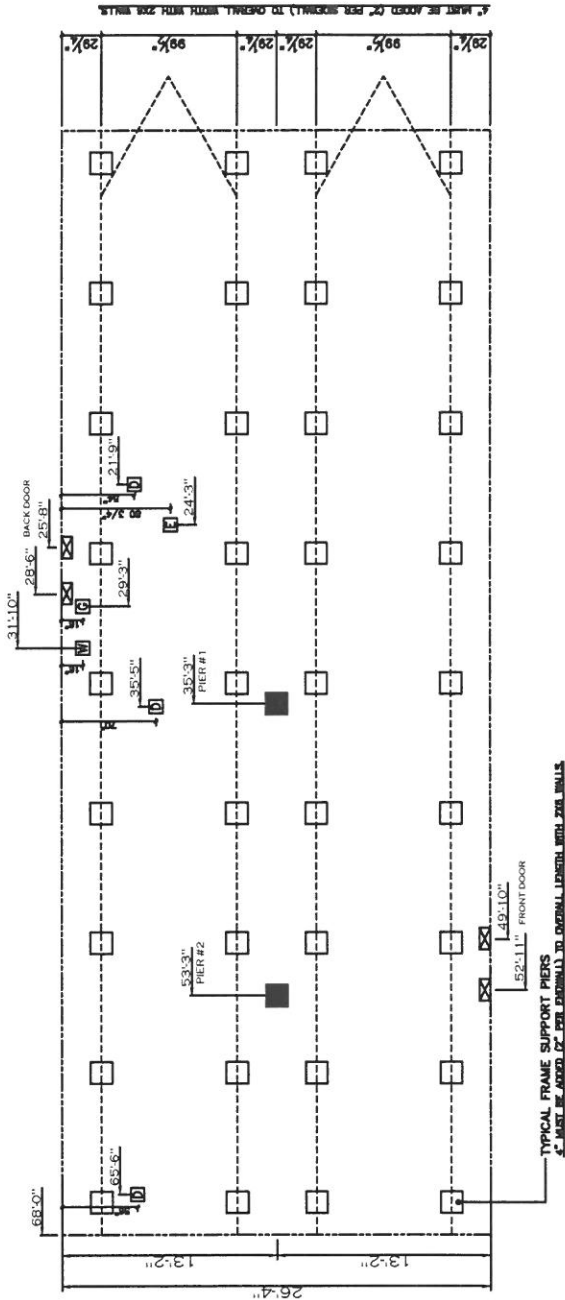
□	SUPPORT UNDER WADING CROSS
■	SUPPORT AT WADING COLUMN
▣	SUPPORT UNDER WADING WALL
▤	PIER PITCH/EXCESS DEPTH
▥	PIER MAIN BEAM
▦	PIER PERIMETER

SERVICE DROP LEGEND

⊖	ELECTRICAL DROP
⊗	WATER INLET
⊕	DRY PLUMBING DROP
⊘	GAS INLET

20 lb Roof Live Load

Column Pier #	Distance from Hitch	Pier Load (lbs)
1	35.25	4045
2	53.25	4045



20 lb ROOF LOAD SIDEWALL OPENING PIER LOAD 26" BOX WIDTH	SMALL OPENING (FT)	REQUIRED PIER LOAD (LBS)
	3	1175
	4	1330
	5	1485
	6	1640
	8	1950
	10	2260

*FOR 30 lb & 40 lb ROOF LOAD REFER TO TABLES 7b & 7c IN THE INSTALLATION MANUAL

RECEIVED
 MAR 31 2021
 PLANNING & DESIGN SERVICES

SHEET: MP	PIER LOADS	DRAWING # 344161 MODEL # TRA286848 DATE 11/20/2017 SCALE N.T.S.	MODEL: TRADITION 688 (26'X66') SERIES: TRADITION PRODUCT DESIGNER: DANIEL C. SHELDON	PRINT DATE: 12/7/2017 310 FOUR CORNERS RD SEV. 01 SEV. DATE
-----------	------------	--	--	--

Clayton Division
 14000 S.W. 107th Ave
 Miramar, FL 33181
 (771) 866-6410 FAX (771) 866-6414

21-FBH-0002