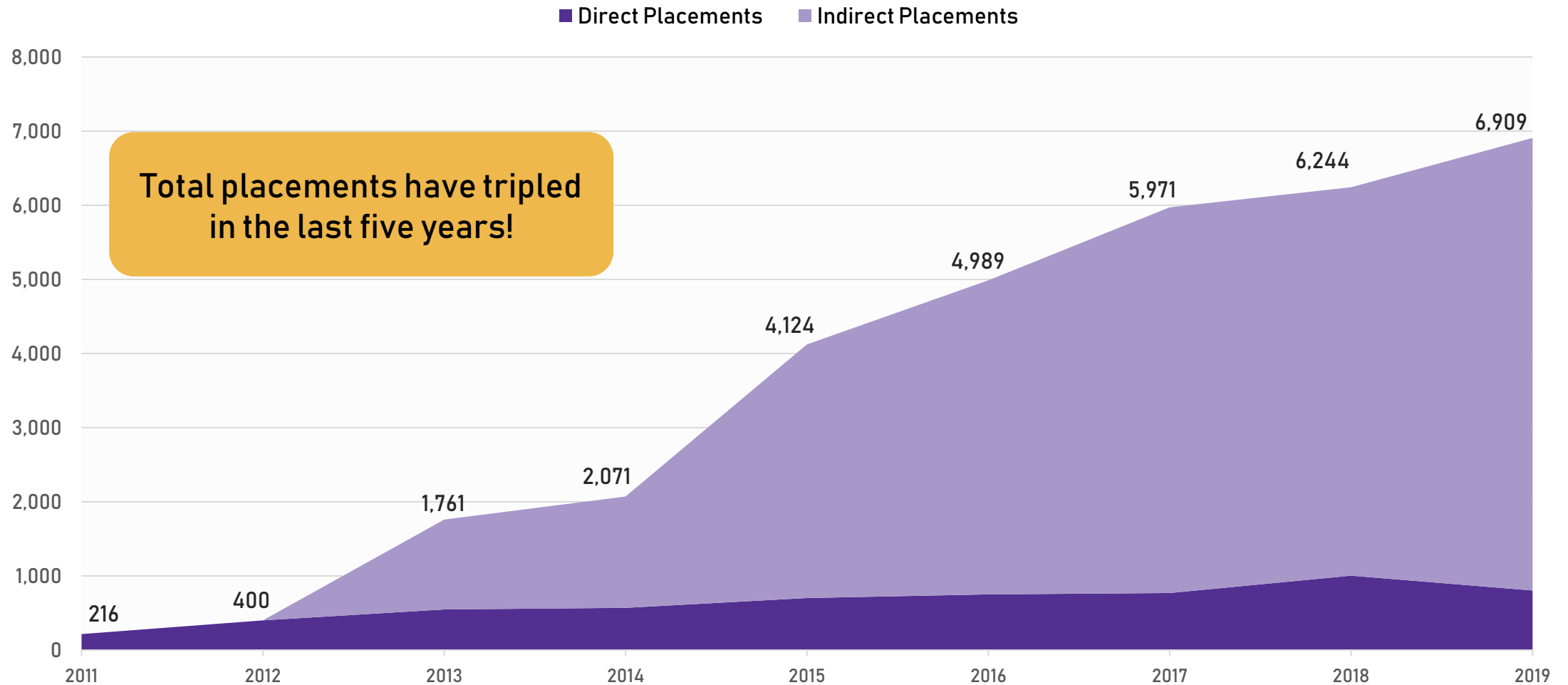


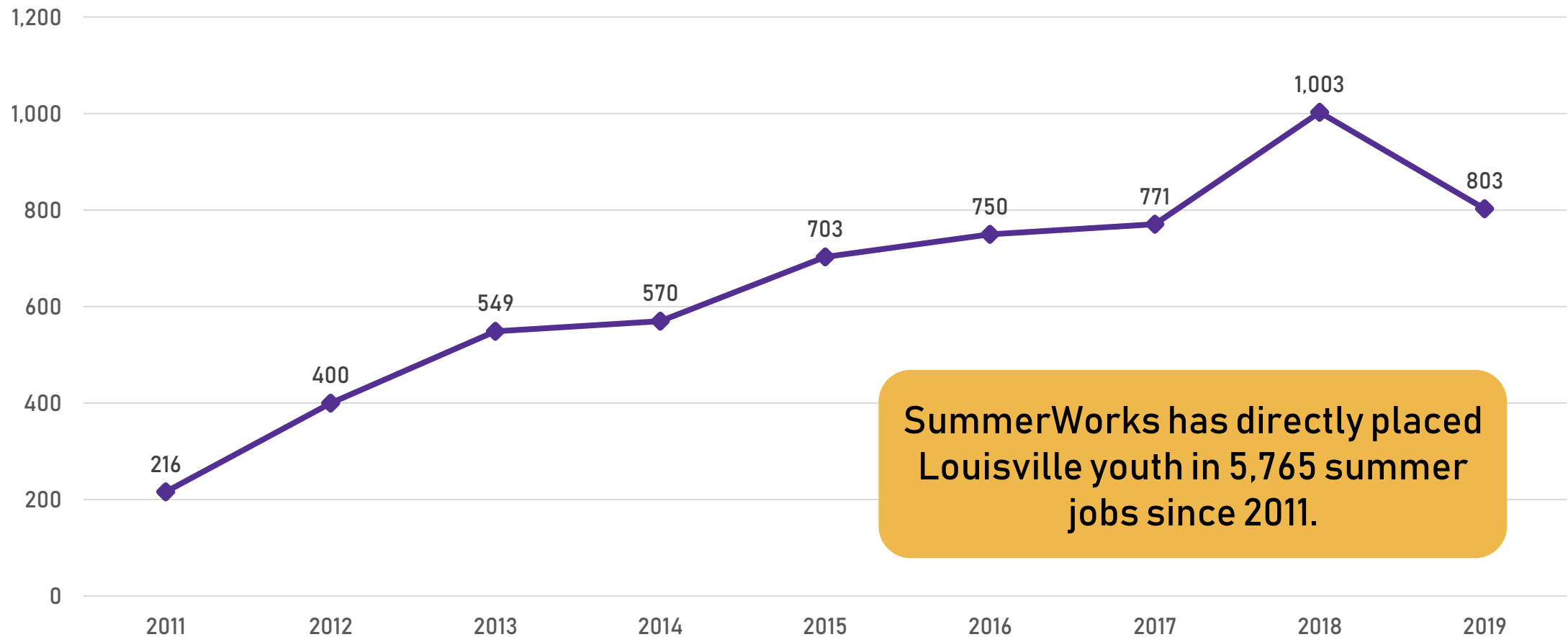
# SummerWorks Total Placements





Over 800 youth were directly placed  
in jobs by SummerWorks staff.

# SummerWorks Direct Placements

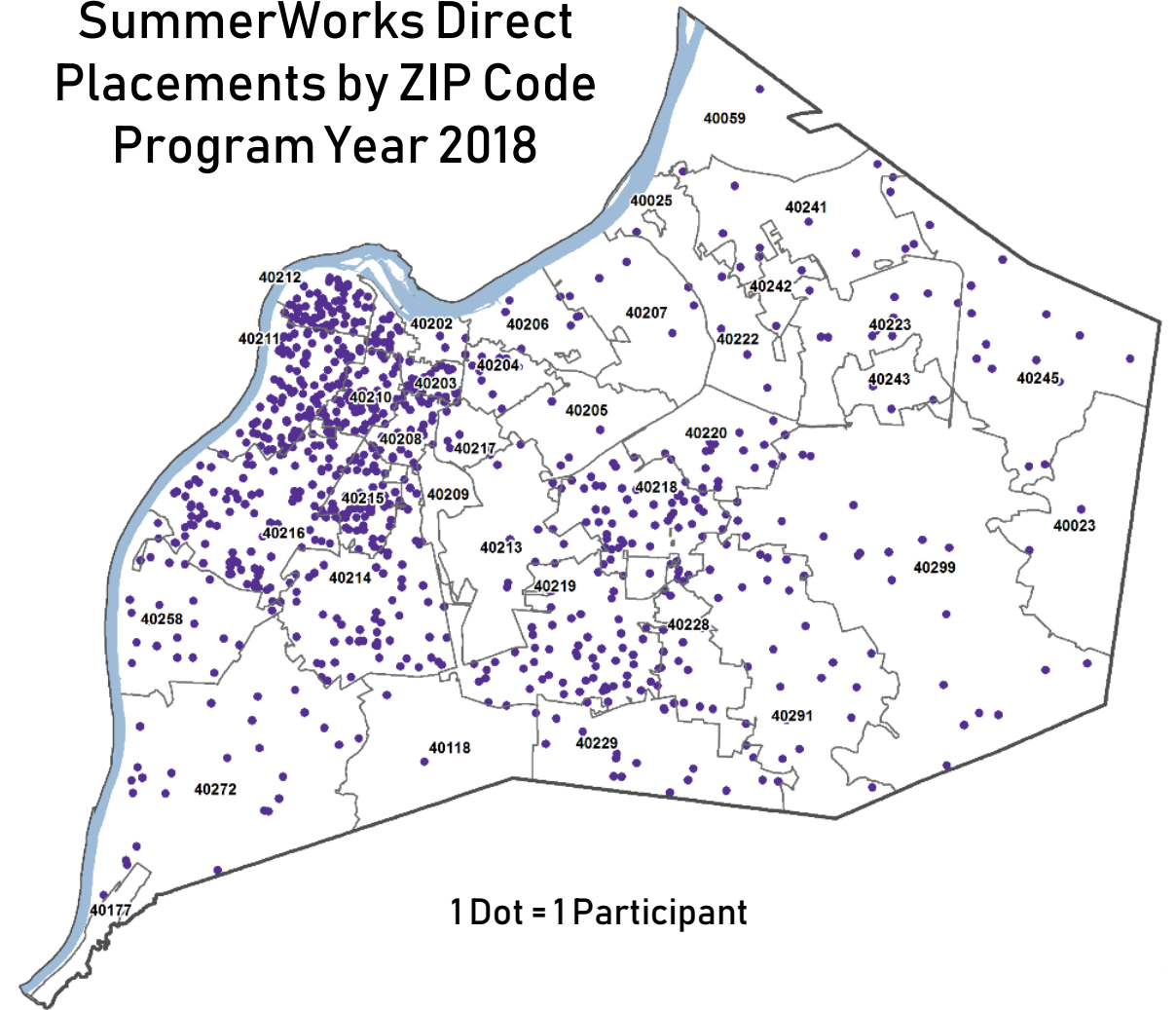


SummerWorks has directly placed Louisville youth in 5,765 summer jobs since 2011.

## Unemployed Youth Age 16 to 21 by ZIP Code



## SummerWorks Direct Placements by ZIP Code Program Year 2018




- The unemployment rate for youth (16-21) is triple the unemployment rate for workers over 21.
- Among black youth seeking work, over a quarter are not working- more than double the rate for white youth.



# Employer Participation

240 unique local employers have hired young people through the program.



According to the Employer Evaluations of the 2018 cohort:

- 100% would recommend SummerWorks to other employers
- 84% agreed that SummerWorks was beneficial to their company
- 37% hired a SummerWorks participant to work for them after the conclusion of the program

# Measuring the Impact of SummerWorks

The Kentucky Center for Statistics examined the long-term outcomes for SummerWorks participants one year after their summer job experience.



Kentucky Center for Statistics  
[KYSTATS.ky.gov](http://KYSTATS.ky.gov)



# Measuring the Impact of SummerWorks

One year after their summer job experience, SummerWorks participants are more likely to:

- Graduate high school
- Enroll in college and stay enrolled
- Get a job and stay employed

(compared to youth with similar demographic characteristics who did not participate in SummerWorks)

The impact was even greater for specific demographic groups:

- Black men
- White men
- Black women
- Low income

# SummerWorks Impact Report



<https://www.kentuckianaworks.org/news/summerworks-impact-report-2019>



Prepared by:  
The Kentucky Center for Statistics  
& KentuckianaWorks LMI