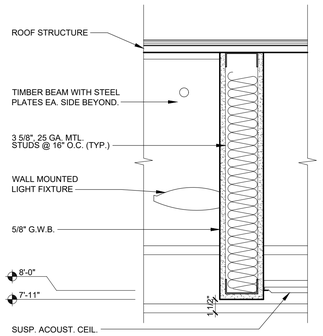

1 A1.4 SOFFIT DETAIL

1 1/2" = 1'-0"

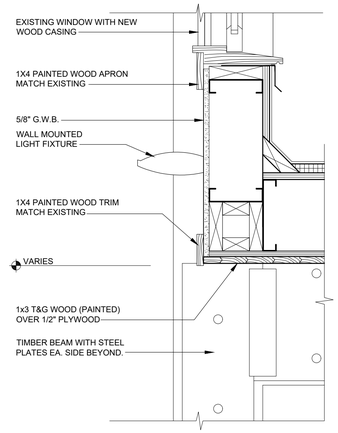

2 A1.4 SOFFIT DETAIL

1 1/2" = 1'-0"

GENERAL NOTES:

1. DIMENSIONS ARE TO FACE OF NEW STUDS OR FACE OF EXISTING WALLS.
2. METAL STUDS ARE 3 5/8", UNLESS NOTED OTHERWISE.
3. REPORT ALL ABOVE-CEILING CONFLICTS THAT AFFECT THE CEILING LAYOUT TO THE ARCHITECT FOR RESOLUTION.
4. BLANK AREAS OF RCP ARE TO HAVE EXISTING GRID, PANELS, LIGHTING, DIFFUSERS, AND SPRINKLERS REMAIN, UNLESS NOTED OTHERWISE.

REFLECTED CEILING LEGEND

2'x2' ACT CEILING	2'X2' DIRECT/INDIRECT FLUORESCENT
DRYWALL	EXHAUST FAN GRILLE, SEE MECH. PLANS
RECESSED DOWN LIGHT	RETURN AIR GRILLE, SEE MECH. PLANS
2'X4' DIRECT/INDIRECT LED	SUPPLY AIR, SEE MECH. PLANS
WALL FIXTURE	9'-0" HEIGHT OF CEILING ABOVE FINISH FLOOR
WALL FIXTURE	

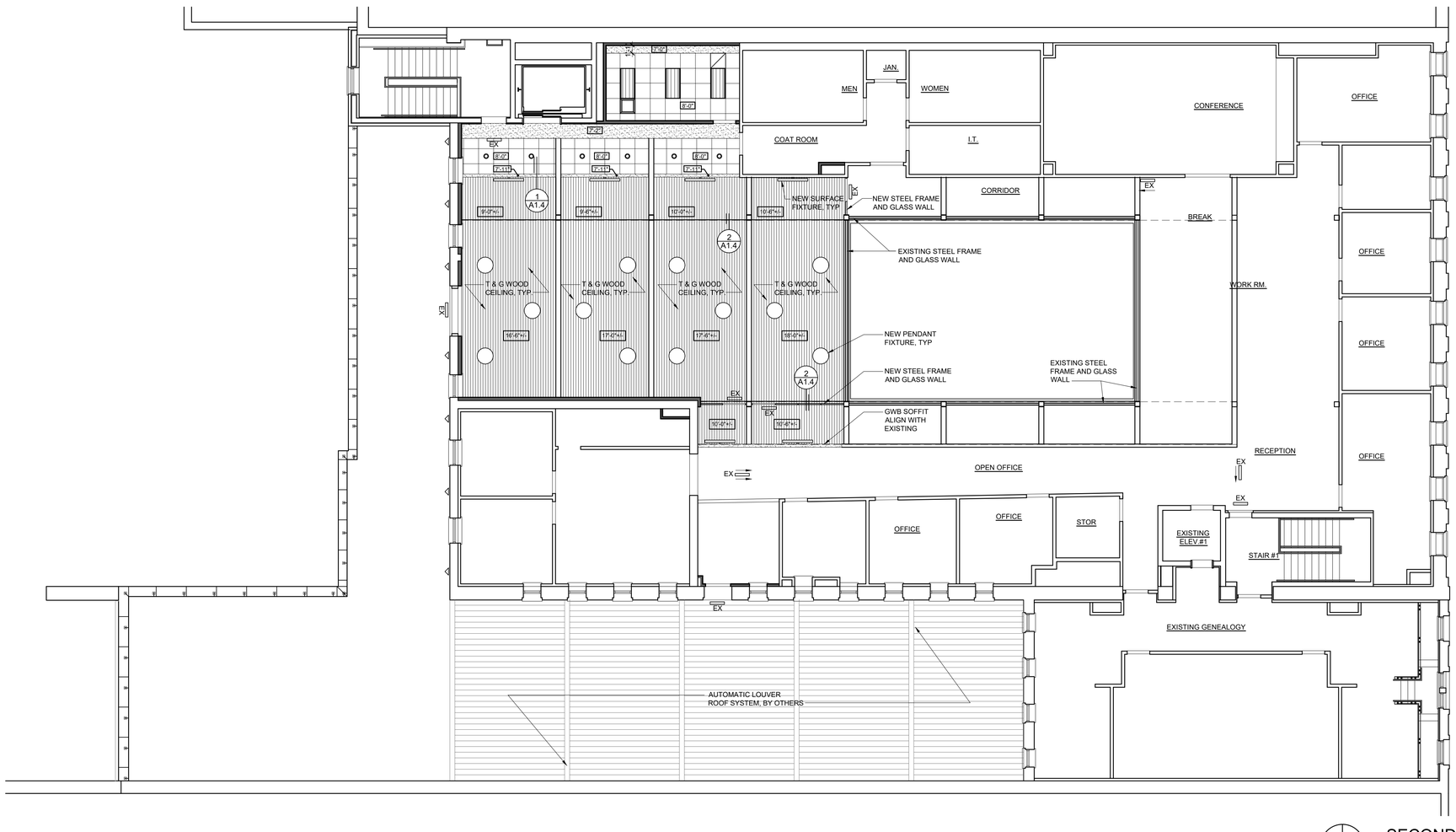

N

SECOND REFLECTED CEILING PLAN

1/8" = 1'-0"

ARCHON design
1000 Cherokee Road, Suite 104 - Louisville, Kentucky 40204
www.archondc.com
phone 502.384.2924

DANIEL S. PRESTON REGISTERED NO. 2714 COMMONWEALTH OF KENTUCKY ARCHITECT

DATE: 01.15.2022

DATE REVISED

PROJECT NUMBER: 0819
DRAWN BY:

Second Floor Meeting Room & Roof Build-out
Headquarters of the National Society of the Sons of the American Revolution

805 West Main Street
Louisville, Kentucky

A1.4