



# Fiscal Year 2023 Budget and Annual Report

Transit Authority of River City



# INTRODUCTION

Development of the Transit Authority of River City (TARC) annual budget begins each year in January with a preliminary estimate of the fiscal year-end. From that point, projections regarding revenue and any new cost categories are considered. Departmental meetings are held to determine upcoming projects, new or changed services, or other budget-related impacts. The TARC Board of Directors and sub-committees review high-level changes, while TARC leadership notifies the Board of any known local, state, or federal funding or regulatory changes. Key considerations include:

- Contributions to the Kentucky Public Pension Authority
- Health care premiums and other negotiated employee benefits
- Fixed route and paratransit service levels
- Set rates or variable rates for goods and services
- Capital projects, including fleet replacement

Following approval of the TARC Board of Directors, the annual fiscal year budget is submitted to Louisville Metro Government for approval, then to the Commonwealth of Kentucky.

## TABLE OF CONTENTS

Executive summary .....	3
TARC Overview .....	5
Accomplishments .....	6
Key Plans and Projects.....	11
Capital Budget .....	13
Operating Budget_ .....	19
Departmental Budgets .....	23
Transportation .....	24
Maintenance .....	30
Paratransit and Customer Service .....	37
Marketing and Communications .....	44
Planning and Scheduling .....	50
Executive .....	57
Safety .....	63
Purchasing .....	70
Information Technology .....	76
Finance.....	83
Human Resources.....	89
Training .....	96
Grants and Capital Programs .....	101

## EXECUTIVE SUMMARY

---

With a renewed sense of optimism and positivity for TARC and for our region, all of us at TARC reflect on the past 12 months with our annual report, and plan for next year's budget. While the impacts of the COVID-19 pandemic remain a part of our shared experience and day-to-day existence, the disruption to our agency appears to have diminished. Now we can set our sights towards returning ridership, and on strategic investments that serve riders' needs and most benefit the community.

While fiscal year 2021-2022 was challenging, TARC continued to work toward providing the best public transportation service possible and achieved quite a bit in spite of the obstacles.



**TARC Executive Director Carrie Butler**

TARC's recent accomplishments include:

- The introduction of 47 vehicles, helping to reduce the average age of our fleet.
- A key focus on hiring in the current labor market, which produced the three largest classes of Coach Operators in our 48-year history.
- Key service indicators for our TARC 3 services improved over the latter part of the fiscal year, through the efforts of TARC staff, our contractor, riders and our advocacy community.
- The TARC team was able to safely gather to celebrate the holidays, safety milestones, and Transit Worker Appreciation Day.
- New efforts related to employee engagement resulted in the procurement of an updated payroll system and human resource software to increase transparency and communication, and the development of an Employee Engagement Council.





Over the course of the year, the Bipartisan Infrastructure Law (BIL) took effect, which resulted in an increase in federal dollars available for public transit agencies, including TARC. These funds are programmed for capital purchases including fleet replacement, preventive maintenance, and purchased transportation. Additional federal funds are included in competitive, discretionary programs, which TARC will apply for to further fleet electrification, facilities renovation, and the advancement and execution of corridor plans.

Additionally, the Commonwealth of Kentucky included general fund dollars for public transportation, while the state of Indiana provides funding through the Public Mass Transportation Fund. Both states are now supporting services provided by TARC. At the local level, TARC's fare revenues and ridership improved but lag well behind the levels seen in 2019. Revenues from the Mass Transit Trust fund remained steady; all factors creating a stable near-term financial position for the agency.

The next fiscal year will be a time for TARC to build on this position. A major milestone will be the completion of the first update to our Long Range Plan since 2009, *TARC Tomorrow*, which will set a steady course for the next 10 years. Coinciding with this plan is a new annual strategic outcomes process with a performance scorecard. Both efforts focus the TARC team on fully meeting the needs of our riders and offering community value that helps our city thrive and grow.

We hope to see you on board in 2023!

A handwritten signature in black ink that reads "Carrie".

Carrie Butler  
Executive Director  
TARC



## TARC OVERVIEW

---


- The Transit Authority of River City (TARC) was launched in September 1974, replacing the Louisville Transit Company as the city's sole public transit operator.
- TARC employs roughly 750 team members: 330 Coach Operators, 120 maintenance employees who service our fleet and facilities, 150 contractors and the remaining 150 in various administrative roles.
- In FY 21, an average of 37,468 people rode TARC's fixed route service on a weekday, with a total of 4.4 million unique passenger trips.
- TARC operates 31 fixed routes in Greater Louisville and Southern Indiana covering 1,076 miles each day.
- Paratransit service offered by TARC3 provides more than 6,000 trips per week.
- TARC has 227 buses in its fixed route fleet, including 33 hybrid-electric and 15 all-electric. TARC also has 102 additional paratransit vehicles to support its TARC3 service.





## FISCAL YEAR 2022 ACCOMPLISHMENTS

---


- Administered the obligation of more than \$100 million in federal funds.
  - Locked in a firm fixed price for fuel at \$1.78 for the next year to keep this major commodity stable.
  - Maintenance and Finance departments managed the process of receiving and acquiring reimbursement from Kentucky’s Volkswagen Settlement fund for 100 percent of the local match.
- 
- Regarding COVID precautions and prevention, TARC held a number of vaccine clinics for team members who were willing to be vaccinated. Currently, 50 percent of the workforce has chosen to be vaccinated.
  - Welcomed three new board members—more than one-third of our total board.
  - Awarded a contract to FleetWatch for an automated facility-wide fuel and fluid management system, scheduled for implementation in FY22.
  - Received 47 new cleaner emissions buses, decreasing the total fleet beyond TARC’s useful life of 15 years to just 8 percent of such fleet. Ordered eight new battery-electric buses and 14 new diesel buses to replace vehicles that have been in service for more than 15 years.
  - Expanded hiring efforts with the joint effort of internal “Team 376” joint among our Transportation, Human Resources, and Marketing departments to hire the necessary drivers needed to meet service each day—saw top three largest new-hire classes in TARC history.
  - Completed dispatch office renovation project in the Transportation and Operations Building.
  - Undertook a Long Range Plan, Fleet Electrification Study, and Micro Mobility Study and additional efforts to shape the future of the agency’s operations, programs, and services. (See pages 11-12 for more information.)



- Began a review of organizational mission, vision, and values for a Strategic Outcomes Roadmap — dedicated to achieving important short-term successes and developing strategies with actionable and measurable outcomes for the next fiscal year.
- Developed service plans for implementation of three new routes — funded through the Congestion Mitigation and Air Quality grant program — to reduce emissions from transportation-related sources.
- Partnered with Louisville Metro Government to develop Broadway All the Way, Preston Corridor Plan, and Bardstown Road Corridor improvements, all aimed at providing safer and more efficient transportation and environmental improvements along the corridors.
- Continued our diversity and inclusion focus with 367 employees (67 percent of the TARC workforce) to date having attended a four-hour beginning diversity training course.
- Created and conducted four diversity and inclusion training courses for senior leadership: Understanding Our Cultural Diversity, Inclusion Behaviors, Sexual Harassment Prevention, and Understanding Unconscious Bias.
- Designed a new sexual harassment prevention training course and completed sexual harassment prevention training for all TARC Coach Operators.
- Initiated the “Your Journey, Our Priority” marketing campaign to increase ridership and improve brand awareness and community sentiment.
- Launched the new agency website, [ridetarc.org](http://ridetarc.org), and improved the user experience by identifying the most important features based on passenger survey, improving route alert notifications as well as schedule and stop displays, and placing a priority on digital online form submissions, moving users away from the need to print and mail physical copies. Established a TARC Employee Engagement Council, representing departments classified as management, non-management and union, with the goal of integrating, infusing, operationalizing, and institutionalizing employee engagement.
- Incorporated five 12-passenger vans into the TARC3 fleet which will aid in transporting large groups to and from various worksites.
- Ordered 16 new ADA-modified vans for TARC3 service.

- Added four subcontractors to TARC3 service to support increased demand.

- Maintained local, state, and federal compliance to all COVID-19 practices, procedures, and policies.



- Expanded our customer outreach efforts amidst a pandemic by creating TARC3 virtual town hall meetings, and building closer ties with the TARC Accessibility Advisory Council (TAAC) through increased information-sharing and improved communications.
- Reopened the customer service kiosk at the NIA Center, located at 2900 West Broadway in Louisville, after being closed for two years due to COVID-19.
- Began the installation of a new 50-kilowatt photovoltaic array on the Alyce French-Johnson Education and Training facility.
- Installed multi-factor authentication for employees who access TARC IT resources remotely, providing additional needed security for TARC assets and staff.
- Attracted new talent to our senior leadership team, including the Director of Transportation, Director of Mobility Services, and Director of Marketing and Communications.
- Procured and began the implementation of a new payroll and human resources information system to improve employee information and communication and streamline internal processes.
- Upgraded our enterprise asset management system, Ellipse, to version 9.0.31.
- Entered a pilot program with Masonic Homes Kentucky to provide fare-free service to Masonic employees, extending the reach of our corporate and community partnerships.
- Updated and improved TARC's Program Management Plan, and our compliance with FTA regulations for subrecipient oversight.
- Updated and improved Grants Department standard operating procedures, including those for subrecipient oversight.



- Prepared TARC, including many new employees, for this year’s FTA triennial comprehensive review.
- Maintained our commercial relationship with Kroger as a My TARC card reloading site.
- Placed two new service trucks into service and ordered nine new service vehicles to improve the service capabilities of the Maintenance Department.
- Completed investigations to all tips received by TARC’s Anonymous Employee Tip-Line.
- TARC Director of Diversity and Inclusion and a board member participated in Leadership Louisville’s 2021 Bingham Fellows “Belonging: Building a Culture of Inclusivity” program.
- Customer service call center staff and TARC3 reservations staff answered a combined 288,000 calls and are on track to answer approximately 384,000 calls by the end of FY22, a one percent increase over FY21.
- Estimated to complete 295,000 TARC3 trips for FY22, a one percent increase over FY21.
- Completed the implementation of real-time data collection within Trapeze, the transit scheduling and dispatching application used by TARC, for all subcontractors to support real-time trip management.
- Took proactive actions to minimize effects of driver shortage resulting in improved on-time performance and a reduction in missed trips.
- Installed a program in Trapeze to minimize the amount of time passengers spend aboard vehicle based on trip distance.
- Restructured the TARC3 customer recertification process, making it more efficient and customer-focused.
- Processed all new TARC3 applications on time within the 21-day target period.
- Upgraded workstations to Windows 10 and Office 2019.
- Exchanged core network and virtual server Cisco hardware with Dell hardware.
- Installed new Net App Storage Area Network.



- Added a virtual archive storage to Seon mobile video server.
- Migrated to non-persistent virtual desktops.
- Upgraded thin client hardware to better support Zoom in a virtual environment.
- Retired 3G bus modems and converted to use of Digi Routers with 4G modem, improving internet speed and connectivity.
- Improved more than 30 wireless access points to increase bandwidth.
- Installed PRTG Monitoring System to monitor digital display equipment.
- Assisted with the install and configuration of 65 driver mate tablets.
- Finalized and presented the Comprehensive Operations Analysis plan to the TARC Board of Directors.



## KEY PLANS AND PROJECTS

---

The TARC team had a busy year moving forward on planned projects and starting new efforts to move our community forward into the next year.

- **TARC Tomorrow:** This project began in earnest after the completion of the TARC Comprehensive Operations Analysis. The goal is to define infrastructure and innovation projects, and actions for TARC to undertake in the 10- to 15- year time frame. The final plan will include input from the public at large, riders, community stakeholders, transportation decision makers, TARC staff, and the TARC Board of Directors. The plan is expected to build out and define the next sets of projects for the premium transit corridors defined in the 2009 Long Range Plan, taking off from the achievements made in the past 10 years.  
*Estimated completion: October 2022*
- **Strategic Outcomes Roadmap:** This effort is currently underway and seeks to revise TARC's annual strategic planning process. A reimagined mission, vision and values statements, will link to stated success outcomes which are tied directly to work plan tactics that have distinct measurable indicators. This new process allows the TARC team to clearly state project outcomes and measure the success or failure in a transparent manner.  
*Estimated completion: June 2022*
- **Micro Mobility Study:** This planning study seeks to provide an analysis of micro mobility and service delivery options TARC can explore in order to better meet the changed commuter patterns. It should also find ways to blend the newer modes of travel including scooters, rental bikes, ride hails with walking and public transportation (fixed and on-demand) service. *Estimated completion: September 2022*
- **Fleet Electrification:** This study will provide a transition plan including costs for fleet, utilities, and facilities for TARC to consider and develop a timeframe for transition to zero-emission fleet.  
*Estimated completion: July 2022*





- **Route Redesign and Micro Transit Pilots:** TARC will introduce route optimizations based on the COA recommendations and look to implement a micro transit pilot project based on the findings from the Micro Mobility study. *Underway, completion in August 2023*
- **On Board Technology:** TARC's computer aided dispatch and automatic vehicle location (CAD/AVL) system has exceeded its useful life and on-board hardware is no longer manufactured for the software version in use. TARC will release a solicitation in late summer or early fall 2022 to replace the system.
- **Security Master Plan and Upgrades:** TARC's contracted architecture and engineering firm is reviewing key elements of TARC's campuses with security components included. A master plan of hardscape, software and services will be developed to guide TARC in making safety improvements at our properties. This multi-year capital project is underway.
- **Internal Initiatives:** TARC leadership is rebuilding the Training Department and developing employee engagement and professional development programs. Leadership has committed to an annual employee survey, will conduct customer surveys, restart the community outreach program; develop new corporate partners program and assess outdated policies and procedures.
- **Corridor Plans:** TARC continues the corridor partnership started with the Dixie Rapid project, and looks to move into a formal design and engineering phase for the Broadway corridor and complete the planning phase for the Preston corridor. Both corridors are seeking federal, discretionary funding to move forward to the next phase.





# CAPITAL BUDGET

	TOTAL	FEDERAL	MTTF	STATE	OTHER	TOLL CREDITS
<b>Projects That Use Local Funds</b>						
Paratransit Vehicles (Municipal Lease 5/3 add year)	121,697	0	121,697	0	0	0
<b>Sub-total</b>	<b>121,697</b>	<b>0</b>	<b>121,697</b>	<b>0</b>	<b>0</b>	<b>0</b>
<b>Projects That Use Formula Funds</b>						
Purchase Fourteen (14) Clean Diesel Buses*	7,238,000	5,790,400	1,447,600	0	0	0
Bus Components	254,548	203,638	50,910	0	0	0
Architectural & Engineering Services	315,015	252,012	63,003	0	0	0
Infotech Systems*	3,978,170	3,182,536	795,634	0	0	0
Security Improvements*	1,577,862	1,262,290	315,572	0	0	0
Support Vehicles*	154,555	123,644	30,911	0	0	0
Facility Renovation Projects*	3,500,000	2,800,000	700,000	0	0	0
Operations Planning - Broadway Corridor	250,000	200,000	50,000	0	0	0
<b>Sub-total</b>	<b>17,268,150</b>	<b>13,814,520</b>	<b>3,453,630</b>	<b>0</b>	<b>0</b>	<b>0</b>
<b>Projects That Use Other (5339 &amp; Flex) Formula Funds</b>						
Purchase Thirteen (13) ADA Paratransit Vans	1,077,446	861,957	215,489	0	0	0
Purchase Eight (8) Battery Electric Buses - Partial*	1,637,315	1,309,852	327,463	0	0	0
Architectural & Engineering Services	32,781	26,225	6,556	0	0	0
Shop Equipment - Bus Lift Replacement*	510,000	408,000	102,000	0	0	0
Infotech Systems*	4,697,154	3,757,723	939,431	0	0	0
Office Equipment	45,704	36,563	9,141	0	0	0
Facility Renovation Projects*	2,397,294	1,917,835	479,459	0	0	0
Transit Enhancements	492,607	394,086	19,704	0	78,817	0
Transit Enhancements (TAP)	193,956	155,165	38,791	0	0	0
<b>Sub-total</b>	<b>11,084,257</b>	<b>8,867,406</b>	<b>2,138,034</b>	<b>0</b>	<b>78,817</b>	<b>0</b>
<b>Projects That Use Discretionary Funds</b>						
Purchase Eight (8) Battery Electric Buses - Partial*	5,076,358	4,314,904	761,454	0	0	0
Architectural & Engineering Services	68,698	54,958	13,740	0	0	0
Photovoltaic Power Projects	227,272	181,818	45,454	0	0	0
Bus Charging Infrastructure*	1,264,336	1,102,402	161,934	0	0	0
Project Management	195,500	156,400	39,100	0	0	0
<b>Sub-total</b>	<b>6,832,164</b>	<b>5,810,482</b>	<b>1,021,682</b>	<b>0</b>	<b>0</b>	<b>0</b>
<b>SUB-TOTAL - All Capital Projects</b>	<b>35,306,268</b>	<b>28,492,408</b>	<b>6,735,043</b>	<b>0</b>	<b>78,817</b>	<b>0</b>
<b>Capital Eligible Expense Reimbursements</b>						
	TOTAL	FEDERAL	MTTF	STATE	OTHER	TOLL CREDITS
<b>Projects That Use Formula Funds</b>						
Non-Fixed Route ADA Paratransit	2,123,900	1,699,120	424,780	0	0	0
Capital Cost of Contracting (Fixed Route)	46,500	37,200	9,300	0	0	0
Capital Maintenance	5,000,000	4,000,000	500,000	500,000	0	0
Sub-total 5307 Formula Contributions	7,170,400	5,736,320	934,080	500,000	0	0
<b>Projects That Use CARES &amp; CRRSA Act Funds</b>						
CRRSA Act Emergency Operations	4,896,014	4,896,014	0	0	0	0
ARP Act Emergency Operations	20,504,079	20,504,079	0	0	0	0
Sub-total CARES Act Contributions	25,400,093	25,400,093	0	0	0	0
<b>Projects That Use CMAQ Funds</b>						
Outer Loop Service	463,000	370,400	92,600	0	0	0
Cross River Connector Service	800,000	640,000	160,000	0	0	0
Sub-total CMAQ	1,263,000	1,010,400	252,600	0	0	0
<b>SUB-TOTAL - All Contributions to Operations</b>	<b>33,833,493</b>	<b>32,146,813</b>	<b>1,186,680</b>	<b>500,000</b>	<b>0</b>	<b>0</b>
<b>TOTAL</b>	<b>69,139,761</b>	<b>60,639,221</b>	<b>7,921,723</b>	<b>500,000</b>	<b>78,817</b>	<b>0</b>

\*Prioritized TAM Plan Projects



## Capital Projects That Use Local Funds

### **Purchase Fourteen Clean Diesel Buses** **\$121,697**

TARC purchased 10 new cutaway buses in March and April 2018 with funding arranged by Fifth/Third Bank. The amount indicated here represents the fourth year of payments out of five for these 10 vehicles. Funded by Municipal Loan from 5/3 Bank.

## Capital Projects That Use Urbanized Area Formula Funds

### **Purchase Fourteen Clean Diesel Buses** **\$7,238,000**

This amount is set aside for the fourteen (14) clean diesel buses we have on order. Delivery is expected at the end of calendar year 2022. The purchase is funded by our FY 2021 Section 5307 Urbanized Area Formula grant, KY-2021-038.

### **Bus Components** **\$254,548**

We have set aside this amount to replace energy storage units (batteries) on hybrid or electric buses. We anticipated that these batteries would need to be replaced after seven years in service. The funds may also be used to purchase other major bus components such as engines and transmissions when economical for bus repair. Funded by grants KY2018013 and TARC's FFY 2022 5307 allocation.

### **Architectural and Engineering Services** **\$315,015**

These funds will be used on an as needed basis for design and engineering work associated with rehabilitation of TARC facilities. A portion will be used for environmental engineering services associated with the preparation of permits and plans necessary to maintain compliance with Federal, State and local regulations, or to help TARC with National Environmental Protection Act (NEPA) analyses where required for facilities and projects. Funded by grants KY2019004, KY2021038, and TARC's FFY 2022 5307 allocation.

### **Infotech Systems** **\$3,978,170**

These funds will cover a portion of the cost to replace TARC's Computer Aided Dispatching and Automatic Vehicle Location (CAD/AVL) system. They may also be used for software upgrades as needed for various other computer systems, as well as for additional and replacement computer hardware as needed. Funded by grants KY2019004, KY2021038, and TARC's FFY 2022 5307 allocation.





**Security Improvements** **\$1,577,862**

These funds will be used to improve out security infrastructure. The project will include integration of and upgrades to our facility surveillance and access control systems, as well as physical improvements to better control access to our facilities. Funded by grants KY2018013, KY2019004, KY2020009, KY2021038, and TARC's FFY 2022 5307 allocation.

**Support Vehicles** **\$154,555**

These funds will be used to replace vehicles in TARC's Maintenance and Administrative fleets that are well beyond their useful life. Funded by TARC's FFY 2022 5307 allocation.

**Facility Renovation Projects** **\$3,500,000**

These funds will be used to replace the heating and ventilation system in the Union Station bus storage facility. That system, installed in 1995, has reached the end of its useful life. Its condition is very poor. Funded by grant KY2021038.

**Operations Planning - Broadway Corridor** **\$250,000**

With funds from TARC's allocation of FFY 2022 Section 5307 funds, we will acquire consulting assistance to further planning of advanced transit along Broadway from Shawnee Park through the Highlands.

**Capital Projects that Use Bus and Bus Facility Formula or FHWA's Funds**

**Purchase Thirteen ADA Paratransit Vans** **\$1,077,446**

TARC will acquire up to thirteen (13) full-size modified paratransit vans with funds from our FFY 2021 Section 5339 formula grant and an allocation from KIPDA of Indiana Surface Transportation Block Grant (STBG) funds. We expect delivery late in calendar year 2022.

**Purchase Eight Extended Range Battery Electric Buses** **\$1,637,315**

These funds will be used to cover a portion of the cost of acquiring eight (8) full battery-electric 40' buses. The new buses will replace buses in service since 2009 that are past their useful lives. Funded by grants KY2021026, KY2021038, and TARC's FFY 2022 5339 formula allocation.

**Architectural and Engineering Services** **\$32,781**

These funds will supplement the funds listed in the same category in the above section. This amount is from our FFY 2018 Section 5339 formula Bus and Bus Facilities grant, KY2018027.



**Shop Equipment – Bus Lift Replacement** **\$510,000**

These funds are earmarked for the replacement of the in-ground, hydraulic bus lifts in TARC’s Union Station Running Repair bays. The current lifts are well beyond their expected minimum life. Their condition is poor. The project is funded by our FFY 2021 formula program grant, KY2021038.

**Infotech Systems** **\$4,697,154**

These funds will be combined with the Infotech funds identified above to replace TARC’s CAD/AVL system. Five additional grant sources supply the funds: KY2016017, KY2018027, KY2021026, KY2021038, and TARC’s FFY 2022 5339 allocation.

**Office Equipment** **\$45,704**

These funds will be used to replace existing office equipment that has exceeded its useful life. Funded by KY2018027.

**Facility Renovation Projects** **\$2,397,294**

These funds will be used for 30th street training lot improvements, and on other prioritized facility rehabilitation or renovation projects. Funded by grants KY2018027, KY2021026 and KY2021038.

TARC will use these funds to expand Union Station’s maintenance facility, and on other prioritized facility rehabilitation or renovation projects. One project that has been identified is improvement of our lot on 30<sup>th</sup> Street so that it may be used for bus operating training. Other projects may include pavement repairs, and replacement of TARC vehicle hoists. Funded by TARC’s FFY 2019 and 2020 5339 allocation.

**Transit Enhancements** **\$492,607**

TARC will leverage these funds to remove barriers to TARC fixed route service. We will continue to use non-TARC sources for the local match. Most of this funding will go to the construction or renovation of sidewalks and boarding areas where they do not currently exist or where they are in such poor condition that they present obstacles to users of mobility devices. A portion of the funding will be provided by Council Districts where the improvements are located. Funded by grants of STBG funds.

**Transit Enhancements – Transportation Alternative Program (TAP)** **\$193,956**

These funds are obligated to bus stop access projects along Spring Street in Jeffersonville and at Park Place Mall on Dixie Highway. Funded by FHWA TAP awards.



## Capital Projects that Use Discretionary Funds

### **Purchase Eight Extended Range Battery Electric Buses** **\$5,076,358**

The funds will be combined with those lifted in the above section to procure eight (8) full battery-electric 40' buses. The new buses will replace buses in service since 2009 that are past their useful lives. Funded by awards from Kentucky's Congestion Mitigation and Air Quality program and the FTA's Low or No Emission Vehicle Program.

### **Architectural and Engineering Services** **\$68,698**

These funds will be used for architectural and engineering services associated with installation of the new photovoltaic (solar) arrays on two or more of our facilities. Funded by FFY 2015 Low No grant KY260005.

### **Photovoltaic Power Projects** **\$227,272**

These funds will be used on Photovoltaic (solar) Power Projects to support necessary installation and building modifications. Funded FFY 2015 Low No grant KY260005.

### **Bus Charging Infrastructure** **\$1,264,336**

These funds will be used to acquire and install photovoltaic (solar) arrays on one or more of our facilities. The goal is to reduce TARC's peak energy demand. Funded by two awards from the FTA's Low or No Emission Vehicle Program.

### **Project Management** **\$195,500**

TARC has partnered with CalStart, a non-profit organization dedicated to the electrification of the transportation sector of the economy, to manage our electric bus and charging infrastructure acquisition and implementation. Funded by our FFY 2021 award from the Low or No Emission Vehicle Program.

## Capital Eligible Expense Reimbursements

### Projects That Use Formula Funds

#### **Non-Fixed Route ADA Paratransit** **\$2,123,900**

According to Federal regulations TARC may capitalize up to 40 percent of the cost of contracted service where the FTA has invested in the vehicles operated. This amount represents 40 percent of our contract with MV Transportation for demand responsive (paratransit) service. Funded by grant KY2021038.





**Capital Cost of Contracting – Fixed Route** **\$46,500**

For many years this service has been operated through a third-party contract to TARC. Funded by grant KY2021038.

**Capital Maintenance** **\$5,000,000**

This is the amount of TARC’s maintenance budget that we will capitalize. Federal statute allows transit agencies to use Federal capital assistance funds to pay for (capitalize) up to 80 percent of the cost of performing maintenance on buses. Funded by grant KY2021038.

**Projects That Use CARES and CRRSA Act Funds**

**CRRSA Act Emergency Operations** **\$4,896,014**

TARC will expend the balance of its Coronavirus Response and Relief Supplemental Appropriations Act during fiscal year 2023. CRRSA Act may be expended on operating expenses of transit agencies related to the response to a COVID-19 public health emergency, including reimbursement for operating costs to maintain service and lost revenue, as well as the purchase of Personal Protective Equipment (PPE). Funded by grant KY2021020 and it requires no local match.

**ARP Act Emergency Operations** **\$20,504,079**

Just as with CRRSA Act funds, funds allocated to TARC from American Rescue Plan Act are available for operating expenses of transit agencies related to the response. Funded by ARP

**Projects That Use CMAQ Funds**

**CMAQ Sponsored Outer Loop Service** **\$463,000**

Outer Loop Service. Funded by KYTC Contract.

**CMAQ Sponsored Cross River Connector Service** **\$800,000**

Cross River Connector Service. Funded by grant KY2019019.



# OPERATING BUDGET

The Fiscal Year 2023 Operating Budget supports the employees of TARC with investments in wages, pension contributions, fringes and benefits totaling \$62 million of the total operating budget. The next major investment is \$20.5 million dedicated to our TARC 3 paratransit service. Remaining cost categories include materials and supplies and services, combined for a total of just over \$13 million. Self insurance costs of casualty and liability are estimated for \$3.5 million with the remainder of the \$102 million operating budget coming from interest and miscellaneous expenses. The detailed numbers are included on the following pages and in the Appendix of Departmental budgets.

Revenues remain steady but flat at the local level with more than \$67 million from the Mass Transit Trust Fund. Fare revenues are projected to stay slightly above prior years. The forecast for fixed route ridership is to remain above FY2021 and FY2022 but still at 45 percent below FY2019. When fixed route ridership grows, fare revenue will increase and lead to improved cost per mile and hour metrics. TARC 3 ridership is forecasted above FY2021 and FY2022, but 30 percent below FY2019.

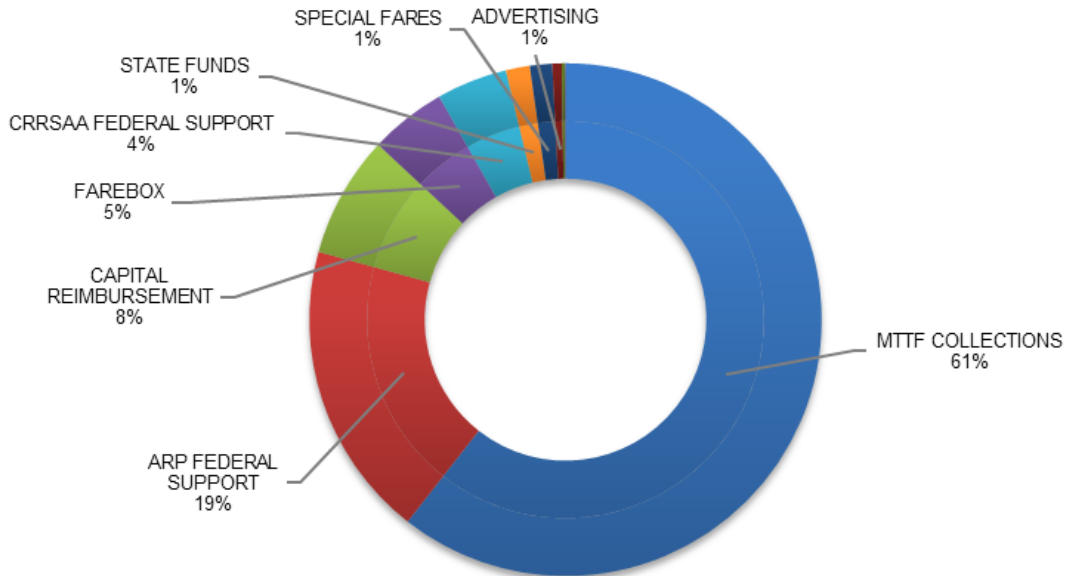
The FY2023 budget continues the use of Federal funds both for the bolstered support from the three COVID relief bills and the more traditional Federal formula and discretionary program. FY2023 will see the full use of the reimbursement funds from the Coronavirus Response and Relief Supplemental Appropriations Act (CRRSA); and a majority drawdown of the American Rescue Plan (ARP). TARC’s Mass Transit Trust Fund (MTTF) is also stabilized with the required minimum of two months of operating expenses. The past fiscal year’s include the following:

## THREE YEAR LOOK BACK OPERATING BUDGET AND MTTF BALANCE

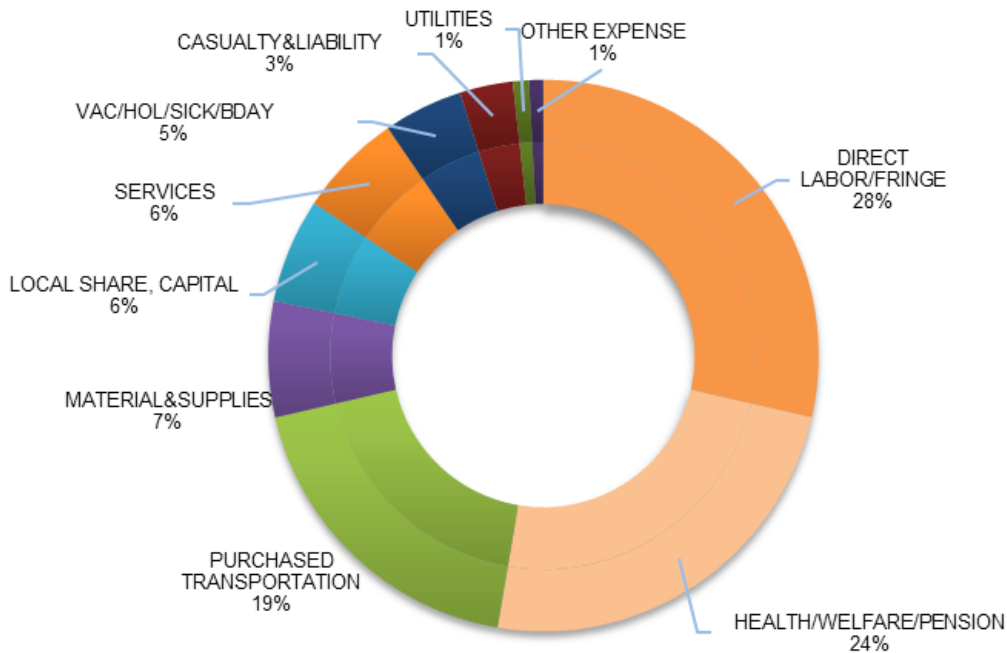
	FY 2020	FY 2021	FY 2022 ESTIMATE	FY 2023 BUDGET
Operating Budget	\$88,787,516	\$87,983,988	\$96,703,157	\$102,945,924
Mass Transit Trust Fund Balance	\$14,038,469	\$27,844,858	\$40,661,948	\$40,661,948



## Fiscal Year 2023 Budgeted Revenues



## Fiscal Year 2023 Budgeted Expenses







## FY 2023 Budget by Object Class

	FY21 ACTUAL	FY22 BUDGET	FY22 ESTIMATE	FY23 BUDGET
<b>BEGINNING MTTF BALANCE</b>	\$14,038,469	\$14,038,469	\$27,844,858	\$40,661,948
<b>OPERATING REVENUE</b>				
Farebox	\$5,408,087	\$5,562,597	\$5,201,751	\$5,305,786
Special Fares	\$1,717,095	\$1,796,605	\$1,466,695	\$1,535,891
Charter	\$118,000	\$150,000	\$0	\$0
Advertising	\$634,167	\$624,000	\$644,167	\$650,000
Other Agency Revenues	\$276,388	\$183,300	\$213,300	\$213,300
Total Recoveries -Insurance	\$110,420	\$65,000	\$55,000	\$50,000
MTTF Collections	\$63,731,732	\$54,092,106	\$65,643,684	\$67,612,995
MTTF Interest	\$3,345	\$2,000	\$4,800	\$5,040
State Government Funds	\$1,031,525	\$1,103,856	\$3,988,108	\$1,276,642
Federal Reimbursement Funds	\$232,322	\$384,500	\$232,322	\$384,500
MTTF Principal	(\$13,806,389)	\$0	(\$12,817,090)	\$0
<b>TOTAL REVENUES</b>	<b>\$59,456,692</b>	<b>\$63,963,964</b>	<b>\$64,632,737</b>	<b>\$77,034,154</b>
<b>OPERATING EXPENSES</b>				
Direct Labor	\$28,968,059	\$32,000,848	\$32,296,347	\$31,366,902
Fringe Benefits:				
Vacation/Sick/Holiday/Birthday	\$5,107,394	\$5,232,062	\$5,296,430	\$5,112,195
Health/Welfare/Pension	\$23,644,133	\$26,501,995	\$26,650,780	\$26,397,927
Services	\$4,865,766	\$5,639,222	\$5,707,240	\$6,713,100
Materials and Supplies	\$6,054,166	\$7,458,185	\$7,116,110	\$7,440,936
Utilities	\$943,600	\$1,016,796	\$986,800	\$1,035,600
Casualty and Liability	\$3,200,840	\$2,736,426	\$2,926,430	\$3,413,070
Purchased Transportation	\$14,817,237	\$18,740,930	\$15,142,590	\$20,541,764
Interest Expense	\$32,468	\$7,860	\$7,860	\$2,660
Other/Miscellaneous Expenses	\$350,325	\$621,820	\$572,570	\$921,770
<b>TOTAL OPERATING EXPENSE</b>	<b>\$87,983,988</b>	<b>\$99,956,144</b>	<b>\$96,703,157</b>	<b>\$102,945,924</b>
Capital Eligible Expense Reimbursement	(\$2,539,055)	(\$7,982,265)	(\$7,170,400)	(\$8,433,400)
CARES ACT Funding	(\$26,847,680)	(\$13,000,563)	(\$10,387,177)	\$0
CRRSAA Funding	\$0	(\$18,237,895)	(\$16,478,674)	(\$4,896,014)
ARP Funding			\$0	(\$20,504,079)
<b>SUBTOTAL</b>	<b>(\$29,386,735)</b>	<b>(\$39,220,723)</b>	<b>(\$34,036,251)</b>	<b>(\$33,833,493)</b>
<b>NET OPERATING EXPENSE</b>	<b>\$58,597,253</b>	<b>\$60,735,421</b>	<b>\$62,666,906</b>	<b>\$69,112,431</b>
MTTF CAPITAL SHARE	\$859,439	\$3,228,543	\$1,965,831	\$7,921,723
<b>TOTAL OPERATING/CAPITAL</b>	<b>\$59,456,692</b>	<b>\$63,963,964</b>	<b>\$64,632,737</b>	<b>\$77,034,154</b>
<b>ENDING MTTF BALANCE</b>	<b>\$27,844,858</b>	<b>\$14,038,469</b>	<b>\$40,661,948</b>	<b>\$40,661,948</b>



## FY 2023 Budget by Department

	FY21 ACTUAL	FY22 BUDGET	FY22 ESTIMATE	FY23 BUDGET
<b>BEGINNING MTTF BALANCE</b>	\$14,038,469	\$14,038,469	\$27,844,858	\$40,661,948
<b>OPERATING REVENUE</b>				
Farebox	\$5,408,087	\$5,562,597	\$5,201,751	\$5,305,786
Special Fares	\$1,717,095	\$1,796,605	\$1,466,695	\$1,535,891
Charter	\$118,000	\$150,000	\$0	\$0
Advertising	\$634,167	\$624,000	\$644,167	\$650,000
Other Agency Revenues	\$276,388	\$183,300	\$213,300	\$213,300
Total Recoveries -Insurance	\$110,420	\$65,000	\$55,000	\$50,000
MTTF Collections	\$63,731,732	\$54,092,106	\$65,643,684	\$67,612,995
MTTF Interest	\$3,345	\$2,000	\$4,800	\$5,040
State Government Funds	\$1,031,525	\$1,103,856	\$3,988,108	\$1,276,642
Federal Reimbursement Funds	\$232,322	\$384,500	\$232,322	\$384,500
MTTF Principal	(\$13,806,389)	\$0	(\$12,817,090)	\$0
<b>TOTAL REVENUES</b>	<b>\$59,456,692</b>	<b>\$63,963,964</b>	<b>\$64,632,737</b>	<b>\$77,034,154</b>
<b>OPERATING EXPENSES</b>				
Transportation	\$39,810,587	\$44,076,806	\$44,592,142	\$42,845,254
Maintenance	\$16,026,800	\$18,220,336	\$18,099,245	\$18,191,806
Paratransit and Customer Service	\$16,540,323	\$20,610,946	\$16,975,650	\$20,725,056
Marketing	\$552,084	\$904,890	\$825,290	\$1,034,359
Planning	\$891,700	\$1,315,852	\$1,055,090	\$2,985,575
Executive	\$1,999,486	\$2,109,591	\$2,136,140	\$2,237,658
Grants	\$447,701	\$464,263	\$453,850	\$495,684
Safety	\$5,333,673	\$5,081,922	\$5,215,290	\$6,070,306
Purchasing	\$892,373	\$1,067,799	\$991,090	\$1,111,905
Information Technology	\$3,062,534	\$3,511,466	\$3,503,570	\$3,700,520
Finance	\$1,580,198	\$1,604,130	\$1,792,960	\$1,892,400
Human Resources	\$846,530	\$988,143	\$1,062,840	\$1,161,933
Training	\$0	\$0	\$0	\$493,468
<b>TOTAL OPERATING EXPENSE</b>	<b>\$87,983,988</b>	<b>\$99,956,144</b>	<b>\$96,703,157</b>	<b>\$102,945,924</b>
Capital Eligible Expense Reimbursement	(\$2,539,055)	(\$7,982,265)	(\$7,170,400)	(\$8,433,400)
CARES ACT Funding	(\$26,847,680)	(\$13,000,563)	(\$10,387,177)	\$0
CRRSAA Funding		(\$18,237,895)	(\$16,478,674)	(\$4,896,014)
ARP Funding				(\$20,504,079)
<b>SUBTOTAL</b>	<b>(\$29,386,735)</b>	<b>(\$39,220,723)</b>	<b>(\$34,036,251)</b>	<b>(\$33,833,493)</b>
<b>NET OPERATING EXPENSE</b>	<b>\$58,597,253</b>	<b>\$60,735,421</b>	<b>\$62,666,906</b>	<b>\$69,112,431</b>
MTTF CAPITAL SHARE	\$859,439	\$3,228,543	\$1,965,831	\$7,921,723
<b>TOTAL OPERATING/CAPITAL</b>	<b>\$59,456,692</b>	<b>\$63,963,964</b>	<b>\$64,632,737</b>	<b>\$77,034,154</b>
<b>ENDING MTTF BALANCE</b>	<b>\$27,844,858</b>	<b>\$14,038,469</b>	<b>\$40,661,948</b>	<b>\$40,661,948</b>

# DEPARTMENTAL BUDGETS

---

The following sections detail the budget by department by object class.







# TRANSPORTATION

---

	<u>FY 22 BUD</u>	<u>FY 22 EST</u>	<u>FY 23 BUD</u>
DIRECT LABOR	\$20,187,922	\$20,562,922	\$19,317,063
FRINGE BENEFITS	\$19,370,719	\$19,737,900	\$18,975,545
SERVICES	\$0	\$0	\$0
MATERIAL and SUPPLIES	\$4,290,845	\$4,131,540	\$4,325,326
UTILITIES	\$162,000	\$142,000	\$162,000
CASUALTY and LIABILITY	\$0	\$0	\$0
PURCHASED TRANSPORTATION	\$0	\$0	\$0
OTHER EXPENSES	<u>\$65,320</u>	<u>\$17,780</u>	<u>\$65,320</u>
 TOTAL	 <u><u>\$44,076,806</u></u>	 <u><u>\$44,592,142</u></u>	 <u><u>\$42,845,254</u></u>



**CATEGORY:**

**SALARIES and WAGES**

	FY	FY	TOTAL	DIRECT
	22	23	PAYROLL	LABOR
<b>JOB TITLE: NON-BARGAINING</b>	<b>#</b>	<b>#</b>		
DIRECTOR OF TRANSPORTATION	1	1		
ASSISTANT DIRECTOR OF TRANSPORTATION	1	1		
TRANSPORTATION TRAINING MANAGER	1	1		
TRAINING SUPERVISOR	1	1		
OPERATIONS MANAGER	1	1		
DISPATCH MANAGER	1	1		
DISPATCH COORDINATOR	1	1		
TRANSPORTATION SUPERVISORS	3	3		
DATA ANALYST MANAGER	1	1		
RELIEF SUPERVISOR	1	0		
CONTROL CENTER MANAGER	1	1		
PM CONTROL CENTER MANAGER	1	1		
OPERATION SUPERVISORS	10	10		
SERVICE DELIVERY COORDINATOR	1	1		
ADMINISTRATIVE OFFICE COORDINATOR	1	2		
<b>TOTAL NON-BARGAINING</b>	<b>26</b>	<b>26</b>	<b>\$1,550,020</b>	<b>\$1,331,690</b>
<b>JOB TITLE: BARGAINING-UNION</b>				
CLERK	3	3		
OPERATORS	376	338		
PART-TIME OPERATORS	4	5		
RADIO	3	4		
JANITOR	1	1		
<b>TOTAL BARGAINING POSITIONS</b>	<b>387</b>	<b>351</b>	<b>\$20,929,953</b>	<b>\$17,985,373</b>
<b>TOTAL SALARIES and WAGES</b>	<b>413</b>	<b>377</b>	<b>\$22,479,973</b>	<b>\$19,317,063</b>



**CATEGORY:**

**FRINGE BENEFITS**

	<b>FY 22 BUDGET</b>	<b>FY 22 ESTIMATE</b>	<b>FY 23 BUDGET</b>
FICA	\$1,798,984	\$1,827,670	\$1,719,719
PENSION	\$6,288,551	\$6,438,660	\$6,013,392
HOSPITALIZATION	\$6,143,668	\$5,883,700	\$5,791,420
VISION	\$59,832	\$53,830	\$59,448
DENTAL	\$212,580	\$197,580	\$205,224
LIFE INSURANCE	\$66,060	\$60,410	\$60,192
DISABILITY	\$105,828	\$90,830	\$96,240
UNEMPLOYMENT	\$0	\$0	\$0
WORKERS COMP	\$1,200,000	\$1,700,000	\$1,700,000
SICK PAY	\$1,097,696	\$1,097,700	\$1,019,996
HOLIDAY PAY	\$802,232	\$802,230	\$728,038
VACATION PAY	\$1,268,588	\$1,268,590	\$1,265,328
OTHER PAID ABSENCES	\$159,700	\$159,700	\$149,548
UNIFORM ALLOWANCES	\$165,000	\$155,000	\$165,000
OTHER FRINGES - CDL	\$2,000	\$2,000	\$2,000
<b>TOTAL FRINGE BENEFITS</b>	<b>\$19,370,719</b>	<b>\$19,737,900</b>	<b>\$18,975,545</b>



**CATEGORY:**

**MATERIALS and SUPPLIES**

	<u>FY 22 BUDGET</u>	<u>FY 22 ESTIMATE</u>	<u>FY 23 BUDGET</u>
DIESEL FUEL	\$3,315,585	\$3,165,580	\$3,312,543
DIESEL EXHAUST FLUID	\$24,000	\$40,000	\$62,550
TIRE LEASE	\$658,692	\$649,390	\$658,692
OFFICE and COVID SUPPLIES	\$109,000	\$109,000	\$109,000
PRINTER SUPPLIES	\$5,000	\$5,000	\$5,000
STATE EXCISE TAX ON DIESEL	\$130,568	\$114,570	\$129,541
LUBRICANTS FOR BUSES	\$48,000	\$48,000	\$48,000
TOTAL MATERIALS and SUPPLIES	<u>\$4,290,845</u>	<u>\$4,131,540</u>	<u>\$4,325,326</u>





**Diesel fuel**                 \$1.79   July  
**Diesel fuel**                 \$1.79   Aug - June  
**Tax**                             \$0.07  
**MPG**                            4.75

	Total Miles	Gallons @ 4.75 mpg	Fuel Cost
<b>July</b>	715,808	150,696	\$269,746
<b>August</b>	758,757	159,738	\$285,931
<b>September</b>	728,848	153,442	\$274,661
<b>October</b>	743,809	156,591	\$280,298
<b>November</b>	717,863	151,129	\$270,521
<b>December</b>	724,698	152,568	\$273,097
<b>January</b>	751,490	158,208	\$283,192
<b>February</b>	686,270	144,478	\$258,616
<b>March</b>	769,724	162,047	\$290,064
<b>April</b>	716,765	150,898	\$270,107
<b>May</b>	748,146	157,504	\$281,932
<b>June</b>	728,097	153,284	\$274,378
<b>TOTAL</b>	<b>8,790,275</b>	<b>1,850,583</b>	<b>\$3,312,543</b>

One Cent Increase in fuel = \$16,998



**CATEGORY:**

**UTILITIES**

	<b>FY 22 BUDGET</b>	<b>FY 22 ESTIMATE</b>	<b>FY 23 BUDGET</b>
PROPULSION POWER	\$162,000	\$142,000	\$162,000
<b>TOTAL UTILITIES</b>	<b>\$162,000</b>	<b>\$142,000</b>	<b>\$162,000</b>



**CATEGORY:**

**OTHER**

	<u>FY 22 BUDGET</u>	<u>FY 22 ESTIMATE</u>	<u>FY 23 BUDGET</u>
CHARGING STATION RENTAL	\$720	\$720	\$720
BUS ROADEO	\$10,000	\$0	\$10,000
TRANSPORTATION TRAINING	\$54,600	\$17,060	\$54,600
TOTAL OTHER	<u>\$65,320</u>	<u>\$17,780</u>	<u>\$65,320</u>



# MAINTENANCE

---

	<u>FY 22 BUD</u>	<u>FY 22 EST</u>	<u>FY 23 BUD</u>
DIRECT LABOR	\$6,726,377	\$6,726,355	\$6,639,337
FRINGE BENEFITS	\$7,428,359	\$7,423,660	\$7,312,469
SERVICES	\$502,200	\$542,030	\$676,000
MATERIAL and SUPPLIES	\$2,812,400	\$2,671,200	\$2,795,000
UTILITIES	\$726,000	\$726,000	\$744,000
CASUALTY and LIABILITY	\$0	\$0	\$0
PURCHASED TRANSPORTATION	\$0	\$0	\$0
OTHER EXPENSES	\$25,000	\$10,000	\$25,000
TOTAL	<u><u>\$18,220,336</u></u>	<u><u>\$18,099,245</u></u>	<u><u>\$18,191,806</u></u>





**CATEGORY:**

**SALARIES and WAGES**

<b>JOB TITLE: NON-BARGAINING</b>	<b>FY 22 #</b>	<b>FY 23 #</b>	<b>TOTAL PAYROLL</b>	<b>DIRECT LABOR</b>
DIRECTOR OF MAINTENANCE				
ASSISTANT DIRECTOR OF MAINTENANCE	1	1		
DIVISION MNT SUPERVISOR	1	1		
SUPV MNT BODY SHOP	2	2		
VEH. MNT SUPERVISOR	1	1		
GENERAL MAINT SUPERVISOR	6	6		
SERVICE MNT SUPERVISOR	1	1		
ADMINISTRATIVE ASSISTANT	2	2		
MAINTENANCE ASSET MGR	1	1		
MAINTENANCE TRAINER	1	1		
	1	1		
<b>TOTAL NON-BARGAINING</b>	<b>17</b>	<b>17</b>	<b>\$1,107,648</b>	<b>\$942,969</b>
<b>JOB TITLE: UNION POSITIONS</b>				
MECHANIC HELPER				
BODY VANDALISM	3	3		
BODY REPAIR ACCIDENT	1	1		
BUILDING MAINTENANCE	2	2		
FAREBOX MAINTENANCE	5	5		
GAR MECH-AC-BODY-SHOP	3	3		
GARAGE OPERATION-CLEAN	69	69		
MECHANIC SERV VEHICLES	27	27		
	2	2		
<b>TOTAL UNION POSITIONS</b>	<b>112</b>	<b>112</b>	<b>\$6,579,455</b>	<b>\$5,696,368</b>
<b>TOTAL SALARIES and WAGES</b>	<b>129</b>	<b>129</b>	<b><u>\$7,687,103</u></b>	<b><u>\$6,639,337</u></b>



**CATEGORY:**

**FRINGE BENEFITS**

	<b>FY 22 BUDGET</b>	<b>FY 22 ESTIMATE</b>	<b>FY 23 BUDGET</b>
FICA	\$597,486	\$597,490	\$588,063
PENSION	\$2,092,760	\$2,104,890	\$2,056,304
HOSPITALIZATION	\$2,731,596	\$2,708,940	\$2,695,512
VISION	\$25,236	\$25,980	\$22,632
DENTAL	\$85,872	\$91,530	\$91,128
LIFE INSURANCE	\$20,112	\$19,530	\$19,956
DISABILITY	\$28,836	\$28,840	\$28,608
UNEMPLOYMENT	\$0	\$0	\$0
WORKERS COMP	\$650,000	\$650,000	\$650,000
SICK PAY	\$326,660	\$326,660	\$321,286
HOLIDAY PAY	\$253,166	\$253,170	\$248,323
VACATION PAY	\$452,134	\$452,130	\$426,962
OTHER PAID ABSENCES	\$52,001	\$52,000	\$51,195
UNIFORM ALLOWANCES	\$112,000	\$112,000	\$112,000
OTHER FRINGES	\$500	\$500	\$500
<b>TOTAL FRINGE BENEFITS</b>	<b>\$7,428,359</b>	<b>\$7,423,660</b>	<b>\$7,312,469</b>



**CATEGORY:**

**SERVICES**

	<b>FY 22 BUDGET</b>	<b>FY 22 ESTIMATE</b>	<b>FY 23 BUDGET</b>
TOWING	\$48,000	\$48,000	\$48,000
ELEVATOR	\$6,000	\$6,000	\$6,000
RADIO MAINTENANCE	\$100,000	\$100,000	\$108,000
OUTSIDE SERVICES *** (Car Wash, Parts Cleaner, Janitorial, Pest Control, Lawn Svc)	\$348,200	\$388,030	\$514,000
<b>TOTAL SERVICES</b>	<b>\$502,200</b>	<b>\$542,030</b>	<b>\$676,000</b>

	<b>FY 22 BUDGET</b>	<b>FY 22 ESTIMATE</b>	<b>FY 23 BUDGET</b>
<b>*** OUTSIDE SERVICES</b>			
CAR WASH	\$5,400	\$4,500	\$5,400
JANITORIAL	\$85,000	\$143,330	\$250,000
LAWN	\$10,000	\$5,000	\$10,000
REPAIRS:			
OFFICE/BLDGS/GRDS/EQUIPMENT	\$72,000	\$72,000	\$72,000
REVENUE VEHICLES	\$24,000	\$24,000	\$24,000
NON-REVENUE VEHICLES	\$5,000	\$5,000	\$5,000
SEWER	\$24,000	\$24,000	\$24,000
SERVICE MAINT AGREEMENT	\$6,000	\$6,000	\$6,000
PARTS TANK	\$48,000	\$42,000	\$48,000
PEST CONTROL	\$36,000	\$30,000	\$36,000
TRASH	\$13,200	\$13,200	\$13,200
WATER TREATMENT	\$4,800	\$4,200	\$4,800
UNION STATION A/C MAINT AGREEMENT	\$4,800	\$4,800	\$4,800
FIRE EXTINGUISHER SERVICE	\$10,000	\$10,000	\$10,800
<b>TOTAL OUTSIDE SERVICES</b>	<b>\$348,200</b>	<b>\$388,030</b>	<b>\$514,000</b>



**CATEGORY:**

**MATERIALS and SUPPLIES**

	<u>FY 22 BUDGET</u>	<u>FY 22 ESTIMATE</u>	<u>FY 23 BUDGET</u>
GASOLINE-SERVICE VEHICLES (Cars and Trucks)	\$48,000	\$58,000	\$60,000
MAINTENANCE ADMIN (Office Supplies, COVID Supplies)	\$6,000	\$60,000	\$60,000
REVENUE VEHICLE SERVICE (Soap, Chemical, Bus Cleaning)	\$50,000	\$50,000	\$50,000
REVENUE VEHICLE INSP and MAINT	\$2,260,000	\$2,110,000	\$2,220,000
SERVICE VEHICLES - CARS, TRUCKS, VANS and FORKLIFTS	\$79,200	\$72,000	\$84,000
A/C PARTS INSPECT and MAINT	\$20,000	\$20,000	\$20,000
MAINT BUILDING, GROUNDS	\$300,000	\$250,000	\$240,000
EQUIPMENT	\$24,000	\$24,000	\$36,000
FAREBOX / CAMERA	\$18,000	\$20,000	\$24,000
NON-PROFIT AGENCIES	\$7,200	\$7,200	\$1,000
<b>TOTAL MATERIALS and SUPPLIES</b>	<u><u>\$2,812,400</u></u>	<u><u>\$2,671,200</u></u>	<u><u>\$2,795,000</u></u>





**CATEGORY:**

**UTILITIES**

	<b>FY 22 BUDGET</b>	<b>FY 22 ESTIMATE</b>	<b>FY 23 BUDGET</b>
LIGHT and HEAT	\$606,000	\$606,000	\$600,000
WATER and SEWER	\$120,000	\$120,000	\$144,000
<b>TOTAL UTILITIES</b>	<b>\$726,000</b>	<b>\$726,000</b>	<b>\$744,000</b>



**CATEGORY:**

**OTHER**

	<b>FY 22 BUDGET</b>	<b>FY 22 ESTIMATE</b>	<b>FY 23 BUDGET</b>
TRAINING MATERIAL	\$25,000	\$10,000	\$25,000
<b>TOTAL OTHER</b>	<b>\$25,000</b>	<b>\$10,000</b>	<b>\$25,000</b>



## PARATRANSIT AND CUSTOMER SERVICE

---

	<u>FY 22 BUD</u>	<u>FY 22 EST</u>	<u>FY 23 BUD</u>
DIRECT LABOR	\$929,180	\$899,180	\$954,159
FRINGE BENEFITS	\$981,789	\$952,600	\$996,501
SERVICES	\$13,220	\$23,000	\$61,000
MATERIAL and SUPPLIES	\$17,520	\$15,010	\$20,490
UTILITIES	\$0	\$0	\$0
CASUALTY and LIABILITY	\$0	\$0	\$0
PURCHASED TRANSPORTATION	\$18,641,338	\$15,078,000	\$18,690,246
OTHER EXPENSES	\$7,860	\$7,860	\$2,660
TOTAL	<u>\$20,590,907</u>	<u>\$16,975,650</u>	<u>\$20,725,056</u>



**CATEGORY:**

**SALARIES and WAGES**

<b>JOB TITLE:</b>	<b>FY 22 #</b>	<b>FY 23 #</b>	<b>TOTAL PAYROLL</b>	<b>DIRECT LABOR</b>
DIRECTOR OF MOBILITY SERVICES	1	1		
ASSISTANT DIRECTOR	1	0		
DIRECTOR OF CUSTOMER EXPERIENCE*	0	1		
CALL CENTER SUPERVISOR	1	1		
ELIGIBILITY SPECIALIST	3	3		
CUSTOMER SERVICE REP-FT	11	11		
CUSTOMER SERVICE REP-PT	2	2		
LEAD CUSTOMER SERVICE REP	1	1		
OFFICE COORDINATOR	1	1		
TRAPEZE ANALYST	1	1		
CUSTOMER RELATIONS COOR	1	1		
CUSTOMER SERVICE CASHIER	2	2		
<b>TOTAL SALARIES and WAGES</b>	<b>25</b>	<b>25</b>	<b><u>\$1,110,493</u></b>	<b><u>\$954,159</u></b>

\* Moved from Marketing



**CATEGORY:**

**FRINGE BENEFITS**

	<b>FY 22 BUDGET</b>	<b>FY 22 ESTIMATE</b>	<b>FY 23 BUDGET</b>
FICA	\$84,111	\$80,860	\$84,953
PENSION	\$296,314	\$284,860	\$297,058
HOSPITALIZATION	\$421,708	\$400,580	\$429,800
VISION	\$4,296	\$3,500	\$3,444
DENTAL	\$16,212	\$16,210	\$16,212
LIFE INSURANCE	\$3,648	\$3,570	\$3,480
DISABILITY	\$5,220	\$5,220	\$5,220
UNEMPLOYMENT	\$0	\$0	\$0
WORKERS COMP	\$0	\$0	\$0
SICK PAY	\$38,724	\$39,230	\$39,756
HOLIDAY PAY	\$34,804	\$34,810	\$35,734
VACATION PAY	\$70,626	\$77,630	\$74,622
OTHER PAID ABSENCES	\$6,126	\$6,130	\$6,222
UNIFORM ALLOWANCES	\$0	\$0	\$0
OTHER FRINGES	\$0	\$0	\$0
<b>TOTAL FRINGE BENEFITS</b>	<b>\$981,789</b>	<b>\$952,600</b>	<b>\$996,501</b>





**CATEGORY:**

**SERVICES**

	<u>FY 22 BUDGET</u>	<u>FY 22 ESTIMATE</u>	<u>FY 23 BUDGET</u>
INTERPRETER SERVICES (Responsible for all Interpreter Services)	\$720	\$1,000	\$3,500
TARC 3 FUNCTIONAL ASSESSMENTS	\$4,500	\$0	\$2,500
RIDERS GUIDE	\$5,000	\$2,000	\$5,000
CONSULTING SERVICE	\$0	\$0	\$50,000
COLLEGE WORK STUDY	\$3,000	\$0	\$0
TEMPORARY HELP	\$0	\$20,000	\$0
<b>TOTAL SERVICES</b>	<u><u>\$13,220</u></u>	<u><u>\$23,000</u></u>	<u><u>\$61,000</u></u>



**CATEGORY:**

**MATERIALS and SUPPLIES**

	<u>FY 22 BUDGET</u>	<u>FY 22 ESTIMATE</u>	<u>FY 23 BUDGET</u>
OFFICE SUPPLIES (Equipment, Vehicle Magnets)	\$10,440	\$10,440	\$13,340
KIOSK'S SUPPLIES (Access cards, pvc cards, ID film and ribbons)	\$5,510	\$3,000	\$5,000
PRINTER SUPPLIES and PAPER (Toner and Ink)	\$1,570	\$1,570	\$2,150
<b>TOTAL MATERIALS and SUPPLIES</b>	<u><u>\$17,520</u></u>	<u><u>\$15,010</u></u>	<u><u>\$20,490</u></u>



**CATEGORY:**

**PURCHASED TRANSPORTATION**

	<b>FY 22 BUDGET</b>	<b>FY 22 ESTIMATE</b>	<b>FY 23 BUDGET</b>
TRANSPORTATION	\$9,218,195	\$7,200,000	\$9,710,270
SUBCONTRACTORS	\$8,990,536	\$8,400,000	\$8,526,109
GAS	\$449,107	\$396,000	\$554,367
PENALTIES and INCENTIVES	(\$66,000)	(\$936,000)	(\$138,000)
NEW EQUIPMENT FOR VEHICLES and COVID EXPENSE (decals, engines, and COVID exp reimb.)	\$49,500	\$18,000	\$37,500
<b>TOTAL PURCHASED TRANSPORTATION</b>	<b>\$18,641,338</b>	<b>\$15,078,000</b>	<b>\$18,690,246</b>

<b>Expected Hourly Rate</b>	\$45.19	July - Jan.		Subs	\$45.19	July - Jan.	
	\$46.43	Feb. - June	New Contract Year		\$46.43	Feb. - June	New Contract Yr

**Gas with Tax**      \$3.19    July - June

	Monthly Trips	Veh Miles	Gas* Cost	Gas Refund	Hourly Cost	Fixed Facility	Monthly Total
<b>July</b>	33,777	212,970	54,260	(5,080)	1,132,280	322,340	1,503,800
<b>August</b>	33,164	209,099	53,274	(4,987)	1,284,571	322,340	1,655,198
<b>September</b>	31,030	195,644	49,844	(4,666)	1,201,919	322,340	1,569,437
<b>October</b>	31,875	200,978	51,203	(4,794)	1,234,681	322,340	1,603,430
<b>November</b>	31,639	199,490	50,823	(4,758)	1,225,553	322,340	1,593,958
<b>December</b>	32,197	203,008	51,721	(4,842)	1,247,154	322,340	1,616,373
<b>January</b>	27,340	172,379	43,917	(4,111)	1,003,850	322,340	1,365,996
<b>February</b>	27,260	171,874	43,789	(4,099)	1,028,378	324,852	1,392,920
<b>March</b>	30,550	192,618	49,073	(4,594)	1,152,485	324,852	1,521,816
<b>April</b>	31,850	200,814	51,163	(4,790)	1,201,516	324,852	1,572,741
<b>May</b>	33,670	212,289	54,086	(5,063)	1,270,185	324,852	1,644,060
<b>June</b>	36,400	229,502	58,472	(5,474)	1,373,167	324,852	1,751,017
<b>TOTAL</b>	<b>380,752</b>	<b>2,400,665</b>	<b>611,625</b>	<b>(57,258)</b>	<b>14,355,739</b>	<b>3,880,640</b>	<b>18,790,746</b>

\*One cent Increase in gas      \$2,938



**CATEGORY:**

**OTHER**

	<u>FY 22 BUDGET</u>	<u>FY 22 ESTIMATE</u>	<u>FY 23 BUDGET</u>
2018 LEASE INTEREST	\$7,860	\$7,860	\$2,660
TOTAL OTHER	<u>\$7,860</u>	<u>\$7,860</u>	<u>\$2,660</u>



## MARKETING AND COMMUNICATIONS

---

	<u>FY 22 BUD</u>	<u>FY 22 EST</u>	<u>FY 23 BUD</u>
DIRECT LABOR	\$298,593	\$268,590	\$282,871
FRINGE BENEFITS	\$242,607	\$211,010	\$264,078
SERVICES	\$210,090	\$180,090	\$358,310
MATERIAL and SUPPLIES	\$129,600	\$108,600	\$69,100
UTILITIES	\$0	\$0	\$0
CASUALTY and LIABILITY	\$0	\$0	\$0
PURCHASED TRANSPORTATION	\$0	\$0	\$0
OTHER EXPENSES	\$24,000	\$57,000	\$60,000
TOTAL	<u>\$904,890</u>	<u>\$825,290</u>	<u>\$1,034,359</u>





**CATEGORY:**

**SALARIES and WAGES**

<b>JOB TITLE:</b>	<b>FY 22 #</b>	<b>FY 23 #</b>	<b>TOTAL PAYROLL</b>	<b>DIRECT LABOR</b>
DIRECTOR OF MARKETING and COMMUNICATIONS	1	1		
EXECUTIVE COMMUNICATIONS MANAGER	1	1		
MARKETING COORDINATORS	2	2		
DIRECTOR OF CUSTOMER EXPERIENCE*	1	0		
BUSINESS DEVELOPMENT MANAGER	0	1		
<b>TOTAL SALARIES and WAGES</b>	<b>5</b>	<b>5</b>	<b><u>\$329,802</u></b>	<b><u>\$282,871</u></b>

\* Moved to Purchase Transportation



**CATEGORY:**

**FRINGE BENEFITS**

	<b>FY 22 BUDGET</b>	<b>FY 22 ESTIMATE</b>	<b>FY 23 BUDGET</b>
FICA	\$25,988	\$23,290	\$25,231
PENSION	\$91,545	\$82,030	\$88,224
HOSPITALIZATION	\$78,580	\$64,870	\$96,696
VISION	\$768	\$770	\$1,008
DENTAL	\$2,700	\$2,800	\$4,056
LIFE INSURANCE	\$792	\$610	\$792
DISABILITY/ACCIDENT	\$1,140	\$850	\$1,140
UNEMPLOYMENT	\$0	\$0	\$0
WORKERS COMP	\$0	\$0	\$0
SICK PAY	\$13,014	\$10,010	\$12,636
HOLIDAY PAY	\$11,700	\$9,700	\$11,357
VACATION PAY	\$15,078	\$15,080	\$21,672
OTHER PAID ABSENCES	\$1,302	\$1,000	\$1,266
UNIFORM ALLOWANCES	\$0	\$0	\$0
OTHER FRINGES	\$0	\$0	\$0
<b>TOTAL FRINGE BENEFITS</b>	<b>\$242,607</b>	<b>\$211,010</b>	<b>\$264,078</b>



**CATEGORY:**

**SERVICES**

	<u>FY 22 BUDGET</u>	<u>FY 22 ESTIMATE</u>	<u>FY 23 BUDGET</u>
ADVERTISING AGENCY	\$190,000	\$150,000	\$190,000
LIFE LINE	\$530	\$530	\$0
OUTSIDE SERVICES / PRINTING	\$19,560	\$29,560	\$118,310
CUSTOMER and COMMUNITY SURVEY	\$0	\$0	\$50,000
 TOTAL SERVICES	 <u>\$210,090</u>	 <u>\$180,090</u>	 <u>\$358,310</u>



**CATEGORY:**

**MATERIALS and SUPPLIES**

	<u>FY 22 BUDGET</u>	<u>FY 22 ESTIMATE</u>	<u>FY 23 BUDGET</u>
DIRECT MAIL	\$0	\$9,000	\$9,000
IN-HOUSE PRINTING	\$84,000	\$54,000	\$4,500
COMMUNITY OUTREACH (e.g. Kids Design-A Bus, Interior Bus Cards, Ride Brochures)	\$40,000	\$40,000	\$50,000
OFFICE SUPPLIES	\$3,600	\$3,600	\$3,600
BUS ROADEO	\$2,000	\$2,000	\$2,000
<b>TOTAL MATERIALS and SUPPLIES</b>	<u><u>\$129,600</u></u>	<u><u>\$108,600</u></u>	<u><u>\$69,100</u></u>



**CATEGORY:**

**OTHER**

	<b>FY 22 BUDGET</b>	<b>FY 22 ESTIMATE</b>	<b>FY 23 BUDGET</b>
ADVERTISING PROMOTIONAL MEDIA (Media Fees and expenses for paid advertising)	\$24,000	\$57,000	\$60,000
<b>TOTAL OTHER</b>	<b>\$24,000</b>	<b>\$57,000</b>	<b>\$60,000</b>





## PLANNING AND SCHEDULING

---

	<b>FY 22 BUD</b>	<b>FY 22 EST</b>	<b>FY 23 BUD</b>
DIRECT LABOR	\$422,306	\$382,310	\$419,106
FRINGE BENEFITS	\$372,834	\$375,090	\$412,831
SERVICES	\$336,200	\$203,100	\$267,200
MATERIAL and SUPPLIES	\$7,920	\$3,000	\$7,920
UTILITIES	\$0	\$0	\$0
CASUALTY and LIABILITY	\$0	\$0	\$0
PURCHASED TRANSPORTATION	\$99,592	\$64,590	\$1,851,518
OTHER EXPENSES	\$77,000	\$27,000	\$27,000
<b>TOTAL</b>	<u><u>\$1,315,852</u></u>	<u><u>\$1,055,090</u></u>	<u><u>\$2,985,575</u></u>



**CATEGORY:**

**SALARIES and WAGES**

<b>JOB TITLE:</b>	<b>FY</b>	<b>FY</b>	<b>TOTAL PAYROLL</b>	<b>DIRECT LABOR</b>
	<b>22 #</b>	<b>23 #</b>		
DIRECTOR OF PLANNING	1	1		
ASSISTANT DIRECTOR OF PLANNING	0	1		
TRANSIT SCHEDULER	1	1		
TRANSIT SCHEDULING COORDINATOR	1	1		
TRANSIT PLANNING MANAGER	1	0		
TRANSPORTATION PLANNER	2	2		
TRANSIT FACILITIES TECHINICIAN	1	1		
SERVICE CHECKER	1	1		
TRANSIT PLANNING TECHINICIAN	2	1		
<b>TOTAL SALARIES and WAGES</b>	<b>10</b>	<b>9</b>	<b><u>\$481,600</u></b>	<b><u>\$419,106</u></b>



**CATEGORY:**

**FRINGE BENEFITS**

	<b>FY 22 BUDGET</b>	<b>FY 22 ESTIMATE</b>	<b>FY 23 BUDGET</b>
FICA	\$36,525	\$33,700	\$36,842
PENSION	\$128,670	\$118,700	\$128,827
HOSPITALIZATION	\$143,799	\$154,380	\$174,120
VISION	\$1,428	\$1,500	\$1,524
DENTAL	\$4,200	\$5,210	\$5,556
LIFE INSURANCE	\$1,272	\$1,430	\$1,428
DISABILITY	\$1,812	\$2,040	\$2,040
UNEMPLOYMENT	\$0	\$0	\$0
WORKERS COMP	\$0	\$0	\$0
SICK PAY	\$17,262	\$17,260	\$19,068
HOLIDAY PAY	\$15,516	\$15,520	\$15,772
VACATION PAY	\$20,622	\$23,620	\$25,746
OTHER PAID ABSENCES	\$1,728	\$1,730	\$1,908
UNIFORM ALLOWANCES	\$0	\$0	\$0
OTHER FRINGES	\$0	\$0	\$0
<b>TOTAL FRINGE BENEFITS</b>	<b>\$372,834</b>	<b>\$375,090</b>	<b>\$412,831</b>



**CATEGORY:**

**SERVICES**

	<u>FY 22 BUDGET</u>	<u>FY 22 ESTIMATE</u>	<u>FY 23 BUDGET</u>
CLEAN TEAM	\$120,000	\$75,000	\$75,000
SNOW REMOVAL FOR SHELTERS	\$9,000	\$5,000	\$9,000
MOBILITY STUDY FOR FUTURE BRT *	\$0	\$0	\$50,000
MOBILITY SERVICES SOFTWARE	\$40,000	\$35,900	\$40,000
LOJIC USER FEE	\$33,200	\$33,200	\$33,200
BUS STOP INVENTORY	\$5,000	\$1,000	\$5,000
GRAPHIC SOFTWARE	\$24,000	\$0	\$0
SPECIAL PRINTING FOR SCHEDULE CHANGES	\$5,000	\$3,000	\$5,000
SCHEDULING SERVICES (Fixed Route Scheduling)	\$100,000	\$50,000	\$50,000
<b>TOTAL SERVICES</b>	<u><u>\$336,200</u></u>	<u><u>\$203,100</u></u>	<u><u>\$267,200</u></u>

\* Moved from Other Misc Expenses



**CATEGORY:**

**MATERIALS and SUPPLIES**

	<u>FY 22 BUDGET</u>	<u>FY 22 ESTIMATE</u>	<u>FY 23 BUDGET</u>
OFFICE SUPPLIES	\$3,600	\$2,000	\$3,600
SPECIAL SIGNS	\$2,400	\$500	\$2,400
COACH STOP MAINTENANCE	\$1,920	\$500	\$1,920
TOTAL MATERIALS and SUPPLIES	<u>\$7,920</u>	<u>\$3,000</u>	<u>\$7,920</u>



**CATEGORY:**

**PURCHASED TRANSPORTATION**

	<b>FY 22 BUDGET</b>	<b>FY 22 ESTIMATE</b>	<b>FY 23 BUDGET</b>
EXPERIMENTAL SERVICE	\$89,860	\$58,860	\$89,242
FUEL COST	\$9,732	\$5,730	\$12,276
MOBILITY PILOT	\$0	\$0	\$1,750,000
<b>TOTAL PURCHASED TRANSPORTATION</b>	<b>\$99,592</b>	<b>\$64,590</b>	<b>\$1,851,518</b>

	Weekday Hours	Hourly Rate	\$45.19
		New Rate - Feb. 1st	\$46.43
75 Bluegrass Industrial Shuttle	7.33	Fuel (July -Aug)	\$3.19

					Mpg	7.29	
	Days	Monthly Hours	Monthly Miles	Fuel Cost*	Hourly Cost	Fixed Facility	Monthly Total
July	21	153.93	2,310	\$1,011	\$6,956	\$365	\$8,332
August	22	161.26	2,420	\$1,059	\$6,956	\$365	\$8,380
September	21	153.93	2,310	\$1,011	\$6,956	\$365	\$8,332
October	22	161.26	2,420	\$1,059	\$6,956	\$365	\$8,380
November	20	146.60	2,200	\$963	\$6,956	\$365	\$8,284
December	22	161.26	2,420	\$1,059	\$6,956	\$365	\$8,380
January	20	146.60	2,200	\$963	\$6,956	\$365	\$8,284
February	20	146.60	2,200	\$963	\$7,147	\$384	\$8,494
March	23	168.59	2,530	\$1,107	\$7,147	\$384	\$8,638
April	21	153.93	2,310	\$1,011	\$7,147	\$384	\$8,542
May	21	153.93	2,310	\$1,011	\$7,147	\$384	\$8,542
June	22	161.26	2,420	\$1,059	\$7,487	\$384	\$8,930
<b>TOTAL</b>	<b>255</b>			<b>\$12,276</b>	<b>\$84,767</b>	<b>\$4,475</b>	<b>\$101,518</b>

\* ONE CENT INCREASE IN FUEL = \$37



**CATEGORY:**

**OTHER**

	<u>FY 22 BUDGET</u>	<u>FY 22 ESTIMATE</u>	<u>FY 23 BUDGET</u>
KIPDA - ROUTE MONITORING (TARC SHARE ON MATCH FOR REGIONAL PLANNING GRANTS)	\$27,000	\$27,000	\$27,000
MOBILITY STUDY*	\$50,000	\$0	\$0
<b>TOTAL OTHER</b>	<u>\$77,000</u>	<u>\$27,000</u>	<u>\$27,000</u>

\* Moved to outside services





# EXECUTIVE

---

	<u>FY 22 BUD</u>	<u>FY 22 EST</u>	<u>FY 23 BUD</u>
DIRECT LABOR	\$780,604	\$809,160	\$759,680
FRINGE BENEFITS	\$915,017	\$879,640	\$813,858
SERVICES	\$201,220	\$236,940	\$258,220
MATERIAL and SUPPLIES	\$7,000	\$8,360	\$7,000
UTILITIES	\$0	\$0	\$0
CASUALTY and LIABILITY	\$0	\$0	\$0
PURCHASED TRANS	\$0	\$0	\$0
OTHER EXPENSES	\$205,750	\$202,040	\$398,900
TOTAL	<u>\$2,109,591</u>	<u>\$2,136,140</u>	<u>\$2,237,658</u>



**CATEGORY:**

**SALARIES and WAGES**

<b>JOB TITLE:</b>	<b>FY 22 #</b>	<b>FY 23 #</b>	<b>TOTAL PAYROLL</b>	<b>DIRECT LABOR</b>
EXECUTIVE DIRECTOR	1	1		
ASST. EXEC DIRECTOR	1	1		
GENERAL COUNSEL	1	1		
PARALEGAL	1	1		
DIRECTOR OF DIVERSITY and INCLUSION	1	1		
D and I PROGRAMS COORDINATOR	1	1		
EXECUTIVE ASSISTANT	1	1		
EXECUTIVE DEPARTMENT ADMINISTRATOR	1	1		
CUSTODIAN	2	1		
<b>TOTAL SALARIES and WAGES</b>	<b>10</b>	<b>9</b>	<b><u>\$892,687</u></b>	<b><u>\$759,680</u></b>



**CATEGORY:**

**FRINGE BENEFITS**

	<b>FY 22 BUDGET</b>	<b>FY 22 ESTIMATE</b>	<b>FY 23 BUDGET</b>
FICA	\$69,907	\$72,090	\$68,290
PENSION*	\$535,402	\$530,010	\$471,785
HOSPITALIZATION	\$164,412	\$132,890	\$130,600
VISION	\$1,728	\$1,050	\$1,176
DENTAL	\$6,600	\$6,440	\$5,400
LIFE INSURANCE	\$1,716	\$1,470	\$1,560
DISABILITY	\$2,040	\$2,470	\$2,040
UNEMPLOYMENT	\$0	\$0	\$0
WORKERS COMP	\$0	\$0	\$0
SICK PAY	\$34,644	\$34,650	\$33,822
HOLIDAY PAY	\$31,134	\$31,140	\$30,395
VACATION PAY	\$63,222	\$63,220	\$64,650
OTHER PAID ABSENCES	\$4,212	\$4,210	\$4,140
UNIFORM ALLOWANCES	\$0	\$0	\$0
OTHER FRINGES	\$0	\$0	\$0
<b>TOTAL FRINGE BENEFITS</b>	<b>\$915,017</b>	<b>\$879,640</b>	<b>\$813,858</b>

\* Includes contribution of \$232,990 based on 12/31/21 Actuary report for TARC Pension Plan.



**CATEGORY:**

**SERVICES**

	<u>FY 22 BUDGET</u>	<u>FY 22 ESTIMATE</u>	<u>FY 23 BUDGET</u>
LEGAL SERVICES - General Corporate	\$100,000	\$106,220	\$100,000
POSTAGE	\$24,000	\$22,000	\$24,000
CONSULTING SERVICES	\$25,000	\$25,000	\$50,000
TIP-LINE	\$3,500	\$5,000	\$5,500
GRANT DEVELOPMENT SERVICES	\$48,720	\$48,720	\$48,720
EMPLOYEE SURVEY	\$0	\$30,000	\$30,000
<b>TOTAL SERVICES</b>	<u><u>\$201,220</u></u>	<u><u>\$236,940</u></u>	<u><u>\$258,220</u></u>



**CATEGORY:**

**MATERIALS and SUPPLIES**

	<b>FY 22 BUDGET</b>	<b>FY 22 ESTIMATE</b>	<b>FY 23 BUDGET</b>
OFFICE and JANITORIAL SUPPLIES	\$7,000	\$8,360	\$7,000
<b>TOTAL MATERIALS and SUPPLIES</b>	<b>\$7,000</b>	<b>\$8,360</b>	<b>\$7,000</b>



**CATEGORY:**

**OTHER**

	<u>FY 22 BUDGET</u>	<u>FY 22 ESTIMATE</u>	<u>FY 23 BUDGET</u>
DUES/SUBSCRIPTIONS*	\$82,000	\$67,210	\$70,000
TRAVEL and MEETINGS	\$60,000	\$60,000	\$80,000
BOARD COMPENSATION**	\$10,200	\$10,200	\$10,200
LABOR NEGOTIATIONS	\$0	\$2,500	\$3,500
OTHER MISCELLANEOUS	\$53,550	\$62,130	\$35,200
EMPLOYEE ENGAGEMENT PROGRAM***	\$0	\$0	\$200,000
<b>TOTAL OTHER</b>	<u><u>\$205,750</u></u>	<u><u>\$202,040</u></u>	<u><u>\$398,900</u></u>

\*Dues/Subscriptions > \$300:  
 APTA 43,000, American Planning Ass 700, Brightsign 385,  
 The Bus Coalition 4,500, Greater Lou Inc. 3,000  
 KY Chamber of Commerce 5,550, KY Clean Fuels 800,  
 KBT 1,500, KST-Lobbyist Fees 520, Leadership Louisville 300,  
 SHRM 440

\*\* Four extra Sub-Committees

\*\*\*Moved Ambassador from Marketing and  
 Communication Department



# SAFETY

---

	<u>FY 22 BUD</u>	<u>FY 22 EST</u>	<u>FY 23 BUD</u>
DIRECT LABOR	\$377,675	\$347,680	\$389,697
FRINGE BENEFITS	\$341,031	\$323,390	\$371,019
SERVICES	\$1,572,640	\$1,558,640	\$1,892,370
MATERIAL and SUPPLIES	\$2,400	\$7,400	\$2,400
UTILITIES	\$0	\$0	\$0
CASUALTY and LIABILITY	\$2,736,426	\$2,926,430	\$3,413,070
PURCHASED TRANSPORTATION	\$0	\$0	\$0
OTHER EXPENSES	\$51,750	\$51,750	\$1,750
TOTAL	<u>\$5,081,922</u>	<u>\$5,215,290</u>	<u>\$6,070,306</u>





**CATEGORY:**

**SALARIES and WAGES**

<b>JOB TITLE:</b>	<b>FY</b>	<b>FY</b>	<b>TOTAL PAYROLL</b>	<b>DIRECT LABOR</b>
	<b>22 #</b>	<b>23 #</b>		
SAFETY DIRECTOR	1	1		
WORKERS COMP COORD.	1	1		
INVESTIGATOR	5	5		
<b>TOTAL SALARIES and WAGES</b>	<b>7</b>	<b>7</b>	<b><u>\$443,547</u></b>	<b><u>\$389,697</u></b>



**CATEGORY:**

**FRINGE BENEFITS**

	<b>FY 22 BUDGET</b>	<b>FY 22 ESTIMATE</b>	<b>FY 23 BUDGET</b>
FICA	\$33,060	\$30,740	\$33,930
PENSION	\$116,463	\$108,300	\$118,647
HOSPITALIZATION	\$128,628	\$121,880	\$155,808
VISION	\$1,368	\$1,340	\$1,296
DENTAL	\$4,356	\$4,500	\$4,800
LIFE INSURANCE	\$1,104	\$1,010	\$1,104
DISABILITY	\$1,584	\$1,440	\$1,584
UNEMPLOYMENT	\$0	\$0	\$0
WORKERS COMP	\$0	\$0	\$0
SICK PAY	\$16,560	\$16,060	\$16,914
HOLIDAY PAY	\$14,886	\$14,790	\$15,198
VACATION PAY	\$20,616	\$20,620	\$20,046
OTHER PAID ABSENCES	\$2,406	\$2,710	\$1,692
UNIFORM ALLOWANCES	\$0	\$0	\$0
OTHER FRINGES	\$0	\$0	\$0
<b>TOTAL FRINGE BENEFITS</b>	<b>\$341,031</b>	<b>\$323,390</b>	<b>\$371,019</b>



**CATEGORY:**

**SERVICES**

	<b>FY 22 BUDGET</b>	<b>FY 22 ESTIMATE</b>	<b>FY 23 BUDGET</b>
LEGAL SERVICES (Claims Litigation)	\$450,000	\$450,000	\$550,000
DEPOSITIONS/COURT APPEARANCE	\$85,000	\$145,000	\$200,000
APTA REVIEWS	\$8,000	\$0	\$50,000
BUILDING SECURITY SERVICES	\$86,000	\$126,000	\$228,530
COACH SECURITY	\$876,000	\$770,000	\$788,000
SAFETY SUPPLY SERVICE	\$14,400	\$14,400	\$18,000
SECURITY (property camera support)	\$10,400	\$10,400	\$15,000
ELERTS	\$42,840	\$42,840	\$42,840
<b>TOTAL SERVICES</b>	<b>\$1,572,640</b>	<b>\$1,558,640</b>	<b>\$1,892,370</b>



**CATEGORY:**

**MATERIALS and SUPPLIES**

	<u>FY 22 BUDGET</u>	<u>FY 22 ESTIMATE</u>	<u>FY 23 BUDGET</u>
OFFICE SUPPLIES	\$2,400	\$7,400	\$2,400
<b>TOTAL MATERIALS and SUPPLIES</b>	<u><u>\$2,400</u></u>	<u><u>\$7,400</u></u>	<u><u>\$2,400</u></u>



**CATEGORY:**

**CASUALTY and LIABILITY**

	<u>FY 22 BUDGET</u>	<u>FY 22 ESTIMATE</u>	<u>FY 23 BUDGET</u>
PREMIUMS R/V PHYSICAL DAMAGE	\$2,560	\$2,560	\$2,400
PREMIUMS BLDG/GRDS DAMAGE (LAGGIT - 94 percent premium on building and grounds) (LAGGIT - 6 percent premium on vehicles)	\$450,000	\$395,000	\$474,000
PREMIUMS PROPERTY LIABILITY/ PROPERTY DAMAGE (LAGIT – premium on liability)	\$1,070,796	\$1,215,800	\$1,398,170
SELF INSURED PROPERTY LIABILITY and PROPERTY DAMAGE (Settlements and claimant expenses paid)	\$1,210,000	\$1,310,000	\$1,535,000
PREMIUMS-OTHER INSURANCE (Money securities/crime)	\$3,070	\$3,070	\$3,500
<b>TOTAL CASUALTY and LIABILITY</b>	<u><u>\$2,736,426</u></u>	<u><u>\$2,926,430</u></u>	<u><u>\$3,413,070</u></u>



**CATEGORY:**

**OTHER**

	<u>FY 22 BUDGET</u>	<u>FY 22 ESTIMATE</u>	<u>FY 23 BUDGET</u>
SAFETY INCENTIVES*	\$50,000	\$50,000	\$0
MISC. OTHER	\$1,750	\$1,750	\$1,750
<b>TOTAL OTHER</b>	<u><u>\$51,750</u></u>	<u><u>\$51,750</u></u>	<u><u>\$1,750</u></u>

\*Moved to Executive Office as  
Employee Engagement Program



# PURCHASING

---

	<u>FY 22 BUD</u>	<u>FY 22 EST</u>	<u>FY 23 BUD</u>
DIRECT LABOR	\$520,304	\$520,300	\$538,473
FRINGE BENEFITS	\$511,995	\$442,790	\$475,132
SERVICES	\$0	\$0	\$74,000
MATERIAL and SUPPLIES	\$8,500	\$3,000	\$6,000
UTILITIES	\$0	\$0	\$0
CASUALTY and LIABILITY	\$0	\$0	\$0
PURCHASED TRANSPORTATION	\$0	\$0	\$0
OTHER EXPENSES	\$27,000	\$25,000	\$18,300
TOTAL	<u>\$1,067,799</u>	<u>\$991,090</u>	<u>\$1,111,905</u>





**CATEGORY:**

**SALARIES and WAGES**

<b>JOB TITLE:</b>	<b>FY</b>	<b>FY</b>	<b>TOTAL PAYROLL</b>	<b>DIRECT LABOR</b>
	<b>22</b>	<b>23</b>		
	<b>#</b>	<b>#</b>		
DIRECTOR OF PURCHASING	1	1		
INVENTORY CONTROL MANAGER	0	1		
PROCUREMENT and CONTRACT ADMIN	4	3		
STOCKROOM PERSONNEL	5	5		
<b>TOTAL SALARIES and WAGES</b>	<b>10</b>	<b>10</b>	<b><u>\$628,069</u></b>	<b><u>\$538,473</u></b>



**CATEGORY:**

**FRINGE BENEFITS**

	<b>FY 22 BUDGET</b>	<b>FY 22 ESTIMATE</b>	<b>FY 23 BUDGET</b>
FICA	\$46,511	\$46,360	\$48,047
PENSION	\$163,849	\$163,310	\$168,009
HOSPITALIZATION	\$202,120	\$137,590	\$158,896
VISION	\$1,992	\$1,040	\$1,476
DENTAL	\$6,000	\$5,350	\$5,256
LIFE INSURANCE	\$1,584	\$1,430	\$1,584
DISABILITY	\$2,268	\$2,040	\$2,268
UNEMPLOYMENT	\$0	\$0	\$0
WORKERS COMP	\$0	\$0	\$0
SICK PAY	\$29,415	\$27,420	\$30,153
HOLIDAY PAY	\$19,493	\$19,490	\$20,158
VACATION PAY	\$36,591	\$36,590	\$36,291
OTHER PAID ABSENCES	\$2,172	\$2,170	\$2,994
UNIFORM ALLOWANCES	\$0	\$0	\$0
OTHER FRINGES	\$0	\$0	\$0
<b>TOTAL FRINGE BENEFITS</b>	<b>\$511,995</b>	<b>\$442,790</b>	<b>\$475,132</b>



**CATEGORY:**

**SERVICES**

	<b>FY 22 BUDGET</b>	<b>FY 22 ESTIMATE</b>	<b>FY 23 BUDGET</b>
CLASSIFIED AD'S*	\$0	\$0	\$14,400
FREIGHT*	\$0	\$0	\$21,600
GOVDEALS **	\$0	\$0	\$18,000
TEMP SERVICES	\$0	\$50,000	\$20,000
<b>TOTAL SERVICES</b>	<b>\$0</b>	<b>\$50,000</b>	<b>\$74,000</b>

\* Moved from Other Services

\*\* This is the fee for govdeals, all proceeds get booked to Other Agency Revenue



**CATEGORY:**

**MATERIALS and SUPPLIES**

	<b>FY 22 BUDGET</b>	<b>FY 22 ESTIMATE</b>	<b>FY 23 BUDGET</b>
OFFICE SUPPLIES	\$8,500	\$3,000	\$6,000
TOTAL MATERIALS and SUPPLIES	<u>\$8,500</u>	<u>\$3,000</u>	<u>\$6,000</u>



**CATEGORY:**

**OTHER**

	<u>FY 22 BUDGET</u>	<u>FY 22 ESTIMATE</u>	<u>FY 23 BUDGET</u>
CLASSIFIED AD'S*	\$10,000	\$10,000	\$0
FREIGHT*	\$6,000	\$6,000	\$0
GOVDEALS*	\$5,000	\$9,000	\$0
PROCUREMENT TASK FORCE **	\$6,000	\$6,000	\$18,300
<b>TOTAL OTHER</b>	<u><u>\$21,000</u></u>	<u><u>\$25,000</u></u>	<u><u>\$18,300</u></u>

\* Moved to Outside Services

\*\* DBE outreach and engagement, multiple vendors will be participating



# INFORMATION TECHNOLOGY

---

	<u>FY 22 BUD</u>	<u>FY 22 EST</u>	<u>FY 23 BUD</u>
DIRECT LABOR	\$563,151	\$605,150	\$651,222
FRINGE BENEFITS	\$504,835	\$489,520	\$589,440
SERVICES	\$2,236,684	\$2,218,100	\$2,239,258
MATERIAL and SUPPLIES	\$78,000	\$72,000	\$91,000
UTILITIES	\$128,796	\$118,800	\$129,600
CASUALTY and LIABILITY	\$0	\$0	\$0
PURCHASED TRANSPORTATION	\$0	\$0	\$0
OTHER EXPENSES	\$0	\$0	\$0
TOTAL	<u>\$3,511,466</u>	<u>\$3,503,570</u>	<u>\$3,700,520</u>



**CATEGORY:**

**SALARIES and WAGES**

<b>JOB TITLE:</b>	<b>FY</b>	<b>FY</b>	<b>TOTAL</b>	<b>DIRECT</b>
	<b>22</b>	<b>23</b>		
	<b>#</b>	<b>#</b>		
DIRECTOR OF I.T.	1	1		
ASSISTANT DIRECTOR OF I.T.	1	1		
SYSTEM ENGINEER - OPEN	1	1		
SYSTEM MANAGER	1	1		
SYSTEM ADMINISTRATOR	1	1		
ITS ENGINEER	1	1		
I.T. SUPPORT SPECIALIST	1	1		
I.T. ADMINISTRATOR	1	1		
DATA VISUALIZATION SPECIALIST	0	1		
<b>TOTAL SALARIES and WAGES</b>	<b>8</b>	<b>9</b>	<b><u>\$775,329</u></b>	<b><u>\$651,222</u></b>





**CATEGORY:**

**FRINGE BENEFITS**

	<b>FY 22 BUDGET</b>	<b>FY 22 ESTIMATE</b>	<b>FY 23 BUDGET</b>
FICA	\$50,554	\$57,600	\$59,313
PENSION	\$178,095	\$190,490	\$207,400
HOSPITALIZATION	\$168,964	\$130,910	\$187,760
VISION	\$1,656	\$1,350	\$1,536
DENTAL	\$4,800	\$4,400	\$5,856
LIFE INSURANCE	\$1,272	\$1,270	\$1,428
DISABILITY	\$1,812	\$1,820	\$2,040
UNEMPLOYMENT	\$0	\$0	\$0
WORKERS COMP	\$0	\$0	\$0
SICK PAY	\$25,320	\$25,320	\$35,028
HOLIDAY PAY	\$22,760	\$22,760	\$26,087
VACATION PAY	\$47,070	\$51,070	\$58,588
OTHER PAID ABSENCES	\$2,532	\$2,530	\$4,404
UNIFORM ALLOWANCES	\$0	\$0	\$0
OTHER FRINGES	\$0	\$0	\$0
<b>TOTAL FRINGE BENEFITS</b>	<b>\$504,835</b>	<b>\$489,520</b>	<b>\$589,440</b>



**CATEGORY:**

**SERVICES**

	<b>FY 22 BUDGET</b>	<b>FY 22 ESTIMATE</b>	<b>FY 23 BUDGET</b>
<b>HARDWARE MAINT. AGREEMENT</b>			
COMPUTER ROOM AND CUST SERV. UPS	\$18,000	\$23,500	\$24,000
COMPUTER ROOM A/C SERVICE CONTRACT	\$3,000	\$3,000	\$5,004
NETWORK HARDWARE/FIREWALL	\$9,000	\$11,500	\$12,000
CISCO HARDWARE	\$60,000	\$55,000	\$60,000
NETAPP DATA STORAGE	\$0	\$3,500	\$8,004
<b>SOFTWARE MAINT. AGREEMENT</b>			
ELLIPSE - SUPPORT/MAINTENANCE	\$408,704	\$408,700	\$419,140
TRAPEZE SOFTWARE	\$905,004	\$905,000	\$949,610
MAAS LICENSING	\$0	\$0	\$0
GENFARE LINK	\$89,256	\$85,000	\$95,000
VMWARE SOFTWARE SUPPORT	\$44,004	\$42,000	\$48,000
PROCUREMENT SOFTWARE (BONFIRE)	\$15,000	\$15,600	\$16,000
PAYROLL/DISPATCH DATABASE -VMS	\$0	\$0	\$0
GOOGLE MAP ACCESS	\$42,000	\$3,400	\$5,000
HELP DESK SOFTWARE	\$0	\$0	\$0
ANTIVIRUS SOFTWARE SUPPORT	\$114,996	\$122,000	\$129,000
WEBSITE HOSTING/MAINTENANCE	\$143,996	\$114,900	\$0
TERMINAL SOFTWARE SUPPORT	\$0	\$0	\$0
BACKUP SOFTWARE SUPPORT	\$23,004	\$23,000	\$24,000
BUS ROUTER SUPPORT	\$9,996	\$10,000	\$15,000
WIRELESS ACCESS POINT SUPPORT	\$5,332	\$4,500	\$7,000
BRIGHTSIGN SUPPORT	\$996	\$1,500	\$8,500
NETWORK MONITORING	\$4,596	\$8,500	\$10,000
MOBILE TICKETING	\$10,000	\$0	\$0
<b>SUBTOTAL</b>	<b>\$1,906,884</b>	<b>\$1,840,600</b>	<b>\$1,835,258</b>



**MISC. ITEMS**

OUTSIDE CONSULTANT PROGRAMMING	\$50,000	\$100,000	\$120,000
MISC. NETWORK WIRING	\$20,008	\$2,500	\$20,000
INTERNET SERVICE	\$58,800	\$78,000	\$78,000
COMPUTER/PRINTER REPAIR	\$10,000	\$3,000	\$10,000
OFFSITE TAPE STORAGE	\$9,796	\$9,000	\$9,800
WI-FI on BUSES	\$117,600	\$116,400	\$116,400
BUS, RADIO and DATA COMMUNICATION	\$13,800	\$13,800	\$0
TABLET DEVICES	\$36,996	\$42,000	\$37,000
REMOTE MEETING SOFTWARE	\$12,800	\$12,800	\$12,800
	<u>\$329,800</u>	<u>\$377,500</u>	<u>\$404,000</u>
SUBTOTAL			
TOTAL SERVICES	<u><u>\$2,236,684</u></u>	<u><u>\$2,218,100</u></u>	<u><u>\$2,239,258</u></u>



**CATEGORY:**

**MATERIALS and SUPPLIES**

	<b>FY 22 BUDGET</b>	<b>FY 22 ESTIMATE</b>	<b>FY 23 BUDGET</b>
OFFICE SUPPLIES	\$5,000	\$5,000	\$5,000
REPLACEMENT PARTS FOR PCs and PRINTERS	\$10,000	\$8,000	\$10,000
COMPUTER EQUIPMENT	\$30,000	\$30,000	\$30,000
MEDIA FOR BACKUPS AND OFFSITE STG.	\$6,000	\$1,000	\$6,000
MISC COMPUTER HARDWARE	\$15,000	\$10,000	\$15,000
MISC COMPUTER SOFTWARE	\$12,000	\$18,000	\$25,000
<b>TOTAL MATERIALS and SUPPLIES</b>	<b>\$78,000</b>	<b>\$72,000</b>	<b>\$91,000</b>



**CATEGORY:**

**UTILITIES**

	<b>FY 22 BUDGET</b>	<b>FY 22 ESTIMATE</b>	<b>FY 23 BUDGET</b>
TELEPHONES	\$128,796	\$118,800	\$129,600
<b>TOTAL UTILITIES</b>	<b>\$128,796</b>	<b>\$118,800</b>	<b>\$129,600</b>



# FINANCE

---

	<u>FY 22 BUD</u>	<u>FY 22 EST</u>	<u>FY 23 BUD</u>
DIRECT LABOR	\$592,540	\$592,540	\$647,324
FRINGE BENEFITS	\$504,642	\$581,840	\$539,124
SERVICES	\$410,948	\$474,580	\$547,652
MATERIAL and SUPPLIES	\$96,000	\$88,000	\$98,800
UTILITIES	\$0	\$0	\$0
CASUALTY and LIABILITY	\$0	\$0	\$0
PURCHASED TRANS	\$0	\$0	\$0
OTHER EXPENSES	\$0	\$56,000	\$59,500
TOTAL	<u>\$1,604,130</u>	<u>\$1,792,960</u>	<u>\$1,892,400</u>



**CATEGORY:**

**SALARIES and WAGES**

<b>JOB TITLE:</b>	<b>FY22 #</b>	<b>FY23 #</b>	<b>TOTAL PAYROLL</b>	<b>DIRECT LABOR</b>
CHIEF FINANCIAL OFFICER	1	1		
ASSISTANT DIRECTOR OF FINANCE	1	1		
ACCOUNTING MANAGER	0	1		
SR. ACCT FOR FIN/GRANTS	1	0		
STAFF ACCOUNTANT II	1	1		
PAYROLL TEAM LEADER	1	1		
PAYROLL SPECIALIST	1	1		
FARE MEDIA COORDINATOR	1	1		
STAFF ACCOUNTANT I	1	1		
FARE MEDIA SPECIALIST	1	1		
ACCOUNTS PAYABLE SPECIALIST	1	1		
ACCOUNTING ASSISTANT	0	1		
FARE MEDIA AGENT	1	1		
<b>TOTAL SALARIES and WAGES</b>	<b>11</b>	<b>12</b>	<b><u>\$747,888</u></b>	<b><u>\$647,324</u></b>

**CATEGORY:**

**FRINGE BENEFITS**



	<u>FY 22 BUDGET</u>	<u>FY 22 ESTIMATE</u>	<u>FY 23 BUDGET</u>
FICA	\$53,284	\$57,360	\$57,214
PENSION	\$187,712	\$202,080	\$200,060
HOSPITALIZATION	\$149,124	\$153,820	\$168,740
VISION	\$1,349	\$1,470	\$1,470
DENTAL	\$4,956	\$5,460	\$6,456
LIFE INSURANCE	\$1,740	\$1,800	\$1,896
DISABILITY	\$2,496	\$2,570	\$2,724
UNEMPLOYMENT	\$0	\$0	\$0
WORKERS COMP	\$0	\$0	\$0
SICK PAY	\$25,734	\$66,130	\$27,786
HOLIDAY PAY	\$23,131	\$23,630	\$24,976
VACATION PAY	\$49,536	\$61,940	\$44,268
OTHER PAID ABSENCES	\$5,580	\$5,580	\$3,534
UNIFORM ALLOWANCES	\$0	\$0	\$0
OTHER FRINGES	\$0	\$0	\$0
TOTAL FRINGE BENEFITS	<u>\$504,642</u>	<u>\$581,840</u>	<u>\$539,124</u>
<b>CATEGORY:</b>		<b>SERVICES</b>	





	<b>FY 22 BUDGET</b>	<b>FY 22 ESTIMATE</b>	<b>FY 23 BUDGET</b>
PAYROLL PROCESSING	\$94,000	\$84,790	\$102,660
HR BENEFITS	\$54,000	\$59,310	\$83,424
SECURITY-CASHIER (Transport and Process Farebox Receipts)	\$149,448	\$166,850	\$203,748
AUDITING	\$42,750	\$47,760	\$42,750
CREDIT CARD and TRANSACTION FEES	\$30,800	\$19,440	\$19,440
BANK FEES/TEMP SERVICE and MISC. (Deposit slips, check processing fees, shipping, scale calibration, temp services and internal reviews)	\$39,950	\$96,430	\$95,630
<b>TOTAL SERVICES</b>	<b>\$410,948</b>	<b>\$474,580</b>	<b>\$547,652</b>



**CATEGORY:**

**MATERIALS and SUPPLIES**

	<u>FY 22 BUDGET</u>	<u>FY 22 ESTIMATE</u>	<u>FY 23 BUDGET</u>
TICKETS/FARE MEDIA (Cost of Tickets, Passes and Transfers)	\$86,000	\$78,000	\$88,800
OFFICE SUPPLIES (Paper, toner and checks)	\$10,000	\$10,000	\$10,000
<b>TOTAL MATERIALS and SUPPLIES</b>	<u>\$96,000</u>	<u>\$88,000</u>	<u>\$98,800</u>



**CATEGORY:**

**OTHER**

	<u>FY 22 BUDGET</u>	<u>FY 22 ESTIMATE</u>	<u>FY 23 BUDGET</u>
COMMISSION EXPENSE	\$0	\$56,000	\$59,500
<b>TOTAL OTHER</b>	<u>\$0</u>	<u>\$56,000</u>	<u>\$59,500</u>



# HUMAN RESOURCES

---

	<u>FY 22 BUD</u>	<u>FY 22 EST</u>	<u>FY 23 BUD</u>
DIRECT LABOR	\$349,506	\$349,510	\$412,887
FRINGE BENEFITS	\$335,117	\$309,070	\$397,256
SERVICES	\$150,020	\$270,760	\$334,290
MATERIAL and SUPPLIES	\$7,500	\$7,500	\$7,500
UTILITIES	\$0	\$0	\$0
CASUALTY and LIABILITY	\$0	\$0	\$0
PURCHASED TRANSPORTATION	\$0	\$0	\$0
OTHER EXPENSES	\$146,000	\$126,000	\$10,000
TOTAL	<u>\$988,143</u>	<u>\$1,062,840</u>	<u>\$1,161,933</u>



**CATEGORY:**

**SALARIES and WAGES**

<b>JOB TITLE:</b>	<b>FY</b>	<b>FY</b>	<b>TOTAL PAYROLL</b>	<b>DIRECT LABOR</b>
	<b>22</b>	<b>23</b>		
	<b>#</b>	<b>#</b>		
DIRECTOR OF H.R.	1	1		
ASSISTANT HR DIRECTOR	1	1		
HR MANAGER	1	1		
HR GENERALIST	1	2		
SENIOR BENEFITS ASSISTANT	1	1		
HR SPECIALIST	1	1		
<b>TOTAL SALARIES and WAGES</b>	<b>6</b>	<b>7</b>	<b><u>\$481,659</u></b>	<b><u>\$412,887</u></b>



**CATEGORY:**

**FRINGE BENEFITS**

	<b>FY 22 BUDGET</b>	<b>FY 22 ESTIMATE</b>	<b>FY 23 BUDGET</b>
FICA	\$30,962	\$31,090	\$36,845
PENSION	\$109,075	\$109,510	\$128,847
HOSPITALIZATION	\$93,324	\$84,850	\$134,836
VISION	\$1,056	\$1,050	\$1,068
DENTAL	\$3,156	\$3,400	\$4,200
LIFE INSURANCE	\$948	\$950	\$1,104
DISABILITY	\$1,368	\$1,370	\$1,584
UNEMPLOYMENT	\$40,000	\$20,000	\$20,000
WORKERS COMP	\$0	\$0	\$0
SICK PAY	\$15,396	\$15,400	\$18,264
HOLIDAY PAY	\$13,834	\$13,830	\$16,416
VACATION PAY	\$24,456	\$26,080	\$32,268
OTHER PAID ABSENCES	\$1,542	\$1,540	\$1,824
UNIFORM ALLOWANCES	\$0	\$0	\$0
OTHER FRINGES	\$0	\$0	\$0
<b>TOTAL FRINGE BENEFITS</b>	<b>\$335,117</b>	<b>\$309,070</b>	<b>\$397,256</b>



**CATEGORY:**

**SERVICES**

	<b>FY 22 BUDGET</b>	<b>FY 22 ESTIMATE</b>	<b>FY 23 BUDGET</b>
EXAMS, RECORDS, TESTS (BOSS, Drug and Alcohol and Physicals)	\$55,000	\$100,000	\$100,000
EMPLOYEE ASSISTANCE PROGRAM	\$18,500	\$18,500	\$18,500
FMLA FEES	\$36,000	\$0	\$36,000
OTHER OUTSIDE SERVICES (Job Postings, Employment Consultants and Health Fair)	\$11,200	\$23,540	\$79,790
TEMP SERVICES	\$29,320	\$128,720	\$100,000
<b>TOTAL SERVICES</b>	<b>\$150,020</b>	<b>\$270,760</b>	<b>\$334,290</b>



**CATEGORY:**

**MATERIALS and SUPPLIES**

	<b>FY 22 BUDGET</b>	<b>FY 22 ESTIMATE</b>	<b>FY 23 BUDGET</b>
OFFICE SUPPLIES (Office Supplies and Copier Fee)	\$7,500	\$7,500	\$7,500
<b>TOTAL MATERIALS and SUPPLIES</b>	<b>\$7,500</b>	<b>\$7,500</b>	<b>\$7,500</b>





**CATEGORY:**

**OTHER**

	<u>FY 22 BUDGET</u>	<u>FY 22 ESTIMATE</u>	<u>FY 23 BUDGET</u>
H.R. GENERAL OTHER/MISC	\$3,000	\$0	\$0
FITNESS CENTER	\$18,000	\$1,000	\$10,000
PROFESSIONAL DEVELOPMENT TRAINING*	\$125,000	\$125,000	\$0
<b>TOTAL OTHER</b>	<u><u>\$146,000</u></u>	<u><u>\$126,000</u></u>	<u><u>\$10,000</u></u>

\* Moving to Training Dept FY 23



# TRAINING

---

	<u>FY 22 BUD</u>	<u>FY 22 EST</u>	<u>FY 23 BUD</u>
DIRECT LABOR	\$0	\$0	\$100,158
FRINGE BENEFITS	\$0	\$0	\$127,310
SERVICES	\$0	\$0	\$0
MATERIALS AND SUPPLIES	\$0	\$0	\$10,000
UTILITIES	\$0	\$0	\$0
CASUALTY AND LIABILITY	\$0	\$0	\$0
PURCHASED TRANSPORTATION	\$0	\$0	\$0
OTHER EXPENSES	\$0	\$0	\$256,000
TOTAL	<u>\$0</u>	<u>\$0</u>	<u>\$493,468</u>



**CATEGORY:**

**SALARIES and WAGES**

<b>JOB TITLE:</b>	<b>FY 22 #</b>	<b>FY 23 #</b>	<b>TOTAL PAYROLL</b>	<b>DIRECT LABOR</b>
DIRECTOR OF TRAINING	0	1		
MAINTENACE TRAINING MANAGER*	0	1		
TRAINING SUPERVISOR	0	1		
TRANSPORTATION TRAINING MGR	0	1		
TRAINING ASSISTANT/ADA COORDINATOR	0	1		
<b>TOTAL SALARIES and WAGES</b>	<b>0</b>	<b>5</b>	<u><b>\$121,963</b></u>	<u><b>\$100,158</b></u>
 PART-TIME TRANSPORTATION ** TRAINERS	 0	 10		
 PART-TIME MAINTENANCE*** TRAINERS	 0	 2		

"Moving from Transportation or Maintenance back into Training

\*\*On average (25 percent) of the part-time transportation trainer's time is used for training, the expense is included in the Transportation department budget.

\*\*\*On average (20 percent) of the part-time maintenance trainer's time is used for training, the expense is included in the Maintenance department budget.



**CATEGORY:**

**FRINGE BENEFITS**

	<u>FY 22 BUDGET</u>	<u>FY 22 ESTIMATE</u>	<u>FY 23 BUDGET</u>
FICA	\$0	\$0	\$9,331
PENSION	\$0	\$0	\$32,626
HOSPITALIZATION	\$0	\$0	\$59,780
VISION	\$0	\$0	\$504
DENTAL	\$0	\$0	\$2,100
LIFE INSURANCE	\$0	\$0	\$480
DISABILITY/ACCIDENT	\$0	\$0	\$684
UNEMPLOYMENT	\$0	\$0	\$0
WORKERS COMP	\$0	\$0	\$0
SICK PAY	\$0	\$0	\$4,674
HOLIDAY PAY	\$0	\$0	\$4,201
VACATION PAY	\$0	\$0	\$12,462
OTHER PAID ABSENCES	\$0	\$0	\$468
UNIFORM ALLOWANCES	\$0	\$0	\$0
OTHER FRINGES	\$0	\$0	\$0
<b>TOTAL FRINGE BENEFITS</b>	<u><u>\$0</u></u>	<u><u>\$0</u></u>	<u><u>\$127,310</u></u>



**CATEGORY:**

**MATERIALS and SUPPLIES**

	<u>FY 22 BUDGET</u>	<u>FY 22 ESTIMATE</u>	<u>FY 23 BUDGET</u>
OFFICE SUPPLIES	\$0	\$0	\$3,000
MANUALS	\$0	\$0	\$7,000
Employee Orientation Training			
New Coach Operator Training			
Refresher Training			
Coach Operator Employee Guides			
Management Team Development Training			
TOTAL MATERIALS and SUPPLIES	<u>\$0</u>	<u>\$0</u>	<u>\$10,000</u>



**CATEGORY:**

**OTHER**

	<u>FY 22 BUDGET</u>	<u>FY 22 ESTIMATE</u>	<u>FY 23 BUDGET</u>
TRAINING			
TUITION REIMBURSEMENT	\$0	\$0	\$60,000
TARC TRAINING LIBRARY	\$0	\$0	\$1,000
DIVERSITY/ADA	\$0	\$0	\$5,000
COMPUTER TRAINING (Off Property)	\$0	\$0	\$2,500
WORKPLACE BASICS (Excel, Word, PowerPoint)	\$0	\$0	\$5,000
BUS LINE INSPECTION	\$0	\$0	\$18,000
TRAINER DEVELOPMENT SKILLS	\$0	\$0	\$10,000
NEW OPERATORS SELF-DEFENSE TRAINING (3 or 4 hours)	\$0	\$0	\$3,500
EMPLOYEE/CUSTOMER ENGAGEMENT	\$0	\$0	\$25,000
PROFESSIONAL DEVELOPMENT	\$0	\$0	\$126,000
<b>TOTAL OTHER</b>	<u><u>\$0</u></u>	<u><u>\$0</u></u>	<u><u>\$256,000</u></u>



## GRANTS AND CAPITAL PROGRAMS

---

	FY 22 BUD	FY 22 EST	FY 23 BUD
DIRECT LABOR	\$232,651	\$232,650	\$254,925
FRINGE BENEFITS	\$225,112	\$220,700	\$235,559
SERVICES	\$6,000	\$0	\$4,800
MATERIAL and SUPPLIES	\$500	\$500	\$400
UTILITIES	\$0	\$0	\$0
CASUALTY and LIABILITY	\$0	\$0	\$0
PURCHASED TRANSPORTATION	\$0	\$0	\$0
OTHER EXPENSES	\$0	\$0	\$0
TOTAL	<u>\$464,263</u>	<u>\$453,850</u>	<u>\$495,684</u>



**CATEGORY:**

**SALARIES and WAGES**

<b>JOB TITLE:</b>	<b>FY 22 #</b>	<b>FY 23 #</b>	<b>TOTAL PAYROLL</b>	<b>DIRECT LABOR</b>
DIR OF GRANTS and CAPITAL PROGRAMS	1	1		
PROJECT MANAGER	2	2		
PROJECT COORDINATOR	1	1		
ADMINISTRATIVE ASSISTANT GRANTS	1	1		
<b>TOTAL SALARIES and WAGES</b>	<b>5</b>	<b>5</b>	<b><u>\$298,984</u></b>	<b><u>\$254,925</u></b>





**CATEGORY:**

**FRINGE BENEFITS**

	<b>FY 22 BUDGET</b>	<b>FY 22 ESTIMATE</b>	<b>FY 23 BUDGET</b>
FICA	\$20,946	\$21,140	\$22,873
PENSION	\$73,785	\$74,460	\$79,979
HOSPITALIZATION	\$83,924	\$76,160	\$83,488
VISION	\$828	\$800	\$672
DENTAL	\$2,556	\$2,560	\$2,556
LIFE INSURANCE	\$792	\$790	\$792
DISABILITY	\$1,140	\$1,140	\$1,140
UNEMPLOYMENT	\$0	\$0	\$0
WORKERS COMP	\$0	\$0	\$0
SICK PAY	\$10,758	\$10,760	\$11,070
HOLIDAY PAY	\$9,667	\$9,670	\$9,953
VACATION PAY	\$19,636	\$22,140	\$21,932
OTHER PAID ABSENCES	\$1,080	\$1,080	\$1,104
UNIFORM ALLOWANCES	\$0	\$0	\$0
OTHER FRINGES	\$0	\$0	\$0
<b>TOTAL FRINGE BENEFITS</b>	<b>\$225,112</b>	<b>\$220,700</b>	<b>\$235,559</b>



**CATEGORY:**

**SERVICES**

	<u>FY 22 BUDGET</u>	<u>FY 22 ESTIMATE</u>	<u>FY 23 BUDGET</u>
CONSULTING SERVICE	\$6,000	\$0	\$4,800
<b>TOTAL SERVICES</b>	<u>\$6,000</u>	<u>\$0</u>	<u>\$4,800</u>



**CATEGORY:**

**MATERIALS and SUPPLIES**

	<u>FY 22 BUDGET</u>	<u>FY 22 ESTIMATE</u>	<u>FY 23 BUDGET</u>
OFFICE SUPPLIES (Office Supplies and Copier Fee)	\$500	\$500	\$400
TOTAL MATERIALS and SUPPLIES	<u>\$500</u>	<u>\$500</u>	<u>\$400</u>



# TRANSIT AUTHORITY OF RIVER CITY

1000 West Broadway

Louisville, KY 40203

(502) 585-1234

[ridetarc.org](http://ridetarc.org)

