



Vehicle Stops Report 2013-2014

February 18, 2015

- Not a Racial Profiling Report
 - Biased Policing
- No methodology that can distinguish acts of biased policing
- No methodology that can eliminate all possible explanations other than biased policing

-
- Vehicle stops analysis
 - One of a six strategy model to address biased policing
 - IACP and PERF
 - Accountability and supervision
 - Policies prohibiting biased policing
 - Recruitment and hiring
 - Education and training
 - Minority community outreach
 - Data collection and analysis

-
- 4th Vehicle Stops Report prepared for LMPD
 - 2004, 2005 and 2006

Methodology and Process

- Data collected by LMPD officers
 - Policy requires completion of information for each vehicle stop
- Time period – April 1, 2013 through March 31, 2014
 - Pilot Period
- Total of 87,775 stops recorded over the 12-month period

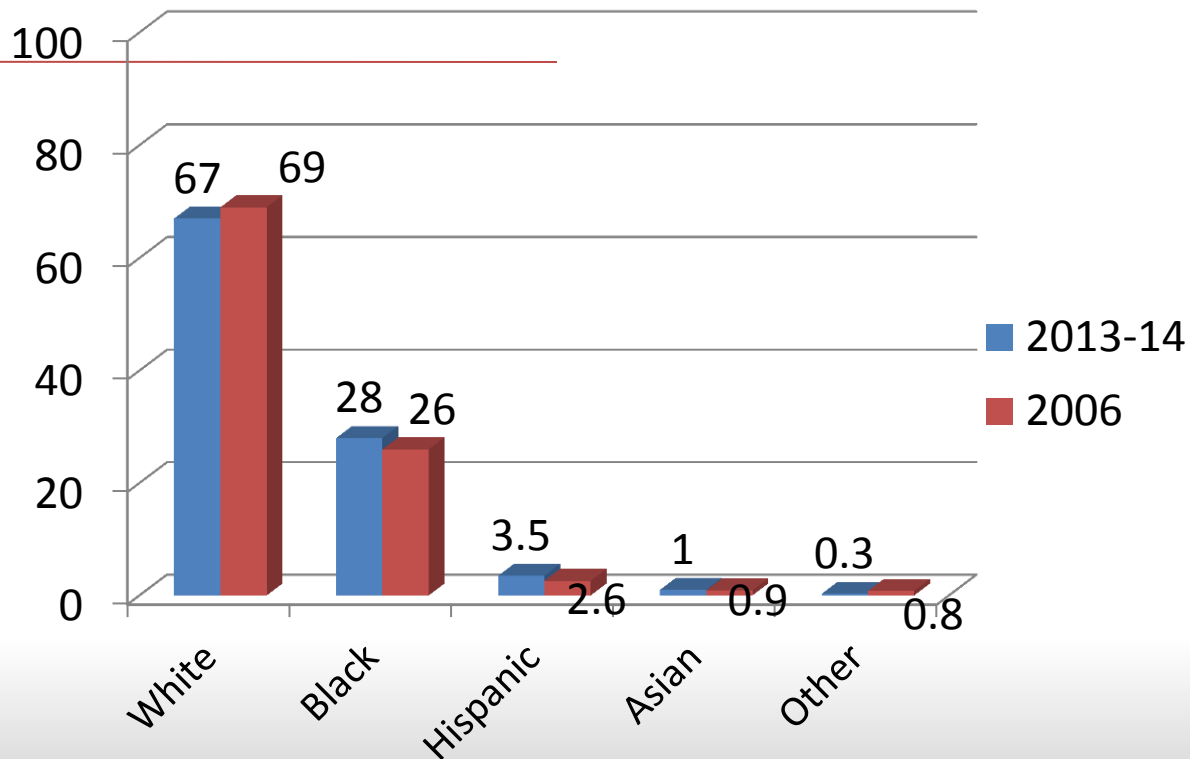
Percentage of Stops by Month

MONTH	PERCENT TOTAL STOPS
April	6.8
May	8.4
June	7.6
July	8.2
August	7.7
September	7.9
October	7.7
November	9.1
December	8.8
January	9.8
February	9.2
March	8.8

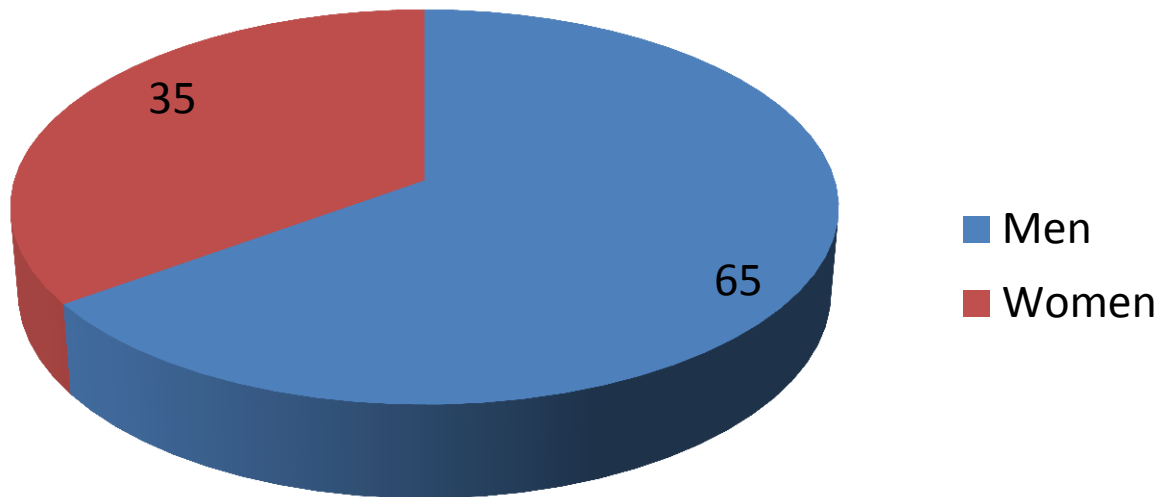
Percentage of Stops by Division

DIVISION	PERCENT TOTAL STOPS
1	6.5
2	7.4
3	9.8
4	12.7
5	18.5
6	11.9
7	13.5
8	19.7

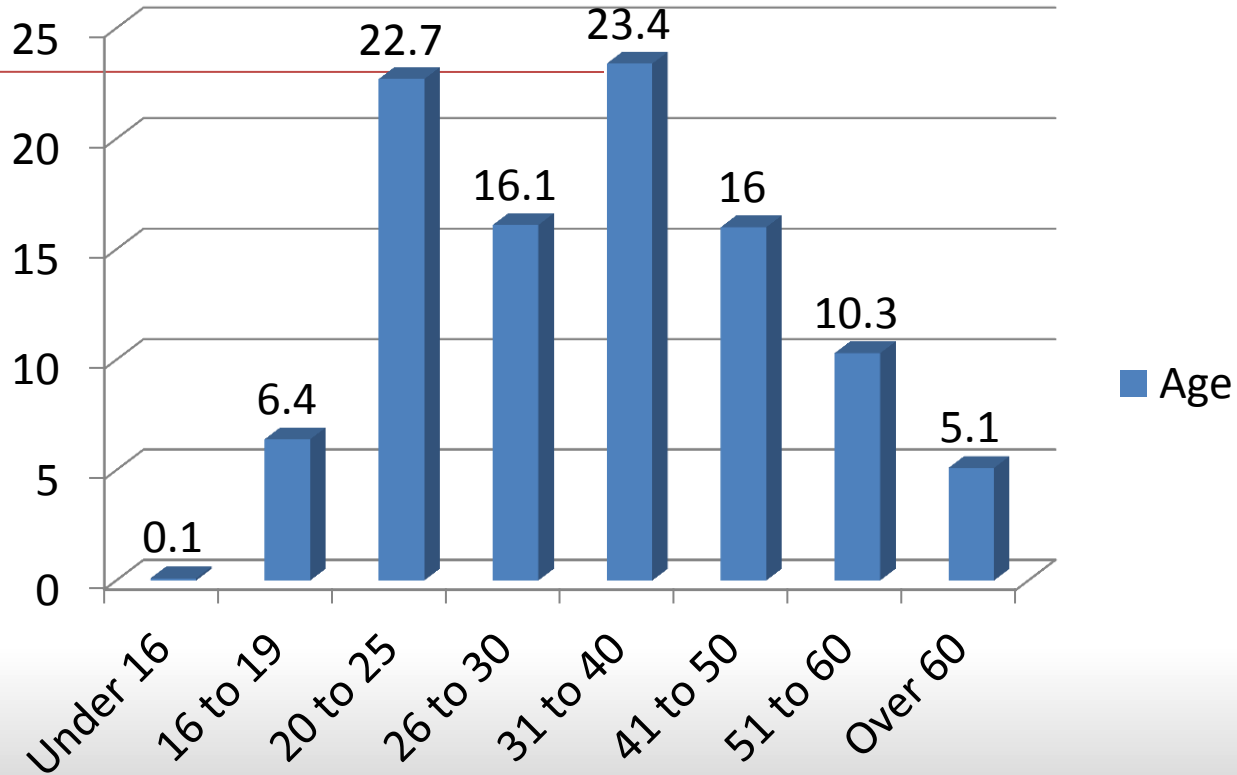
Racial Distribution of Drivers 2013-2014



Gender of Driver

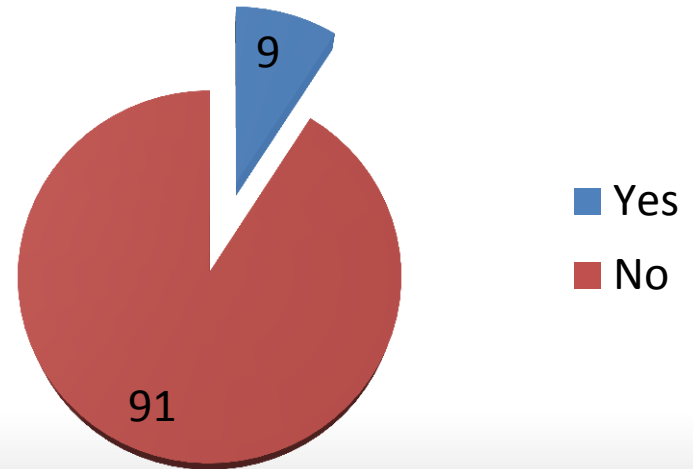


Age of Driver 2013-14

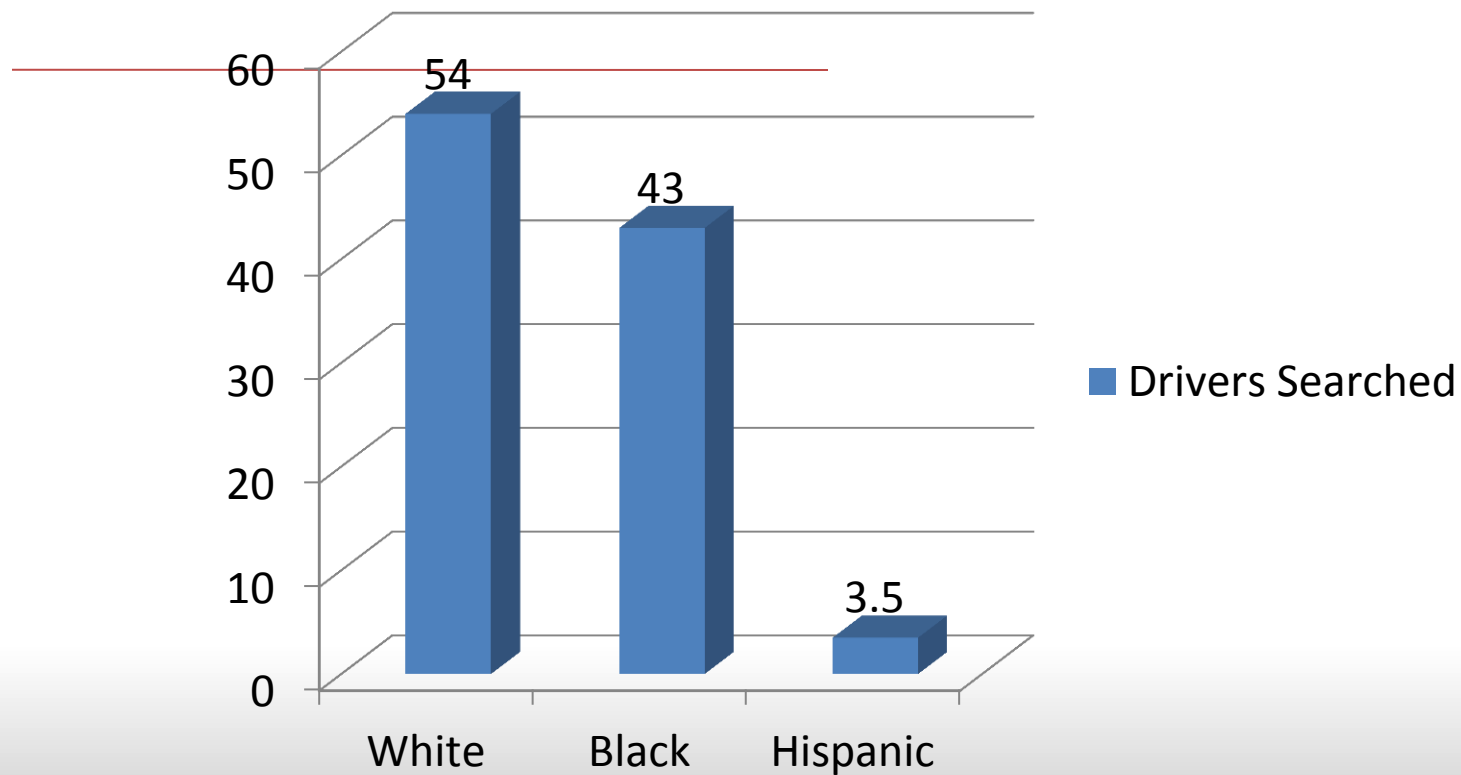


-
- Most stops did not result in a search

Searched?



Race of Drivers of Stops Resulting in a Search



Vehicle Searched by Race of Driver

VEHICLE SEARCHED?	White	Black	Hispanic
Yes	7.6	13.7	9.2
No	92.4	86.3	90.8
Total	100.0	100.0	100.0

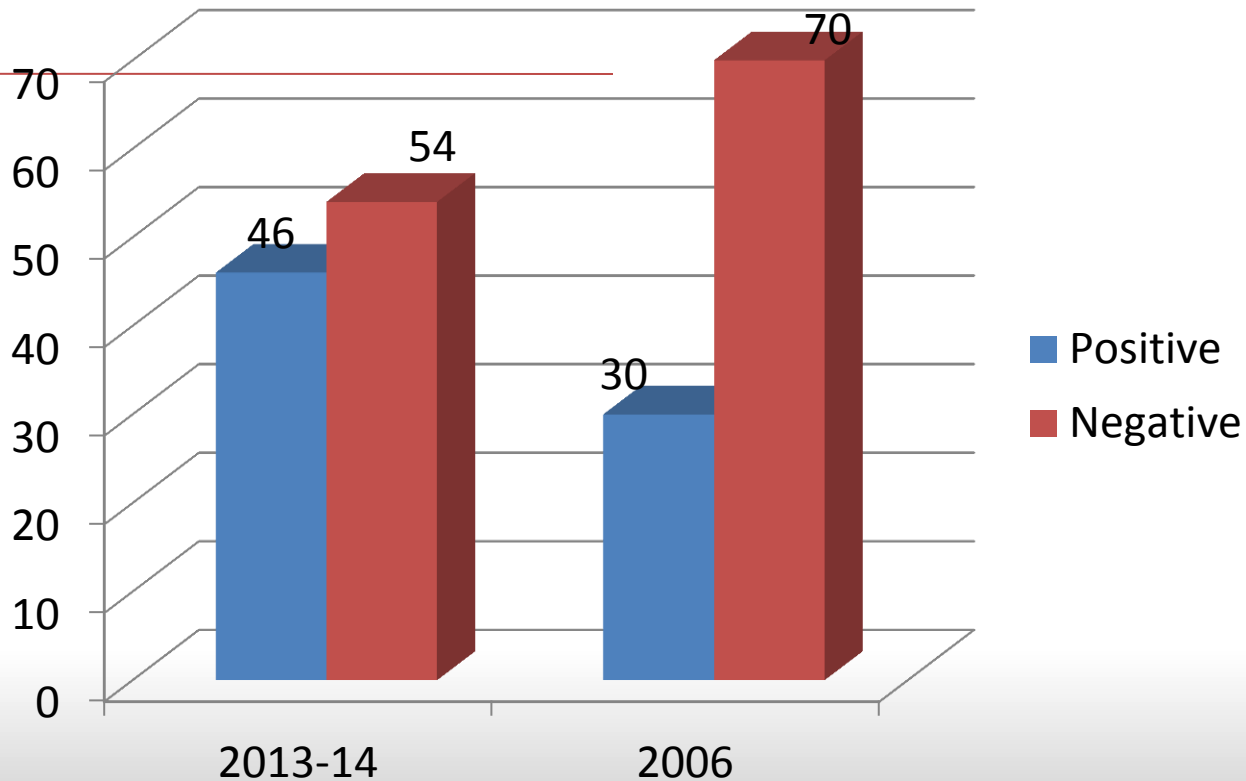
Type of Search

REASON FOR SEARCH	2013-2014	2006
Consent	54.8%	41.6%
Probable Cause	36.5	10.8
Incident to Arrest	6.9	45.9

Reason for Search by Race of Driver

Reason for Search	White	Black	Hispanic
Consent	59.2%	51.2%	57.8%
Probable Cause	33.2	43.0	27.8
Incident to Arrest	7.6	5.8	14.4
TOTAL	100%	100%	100%

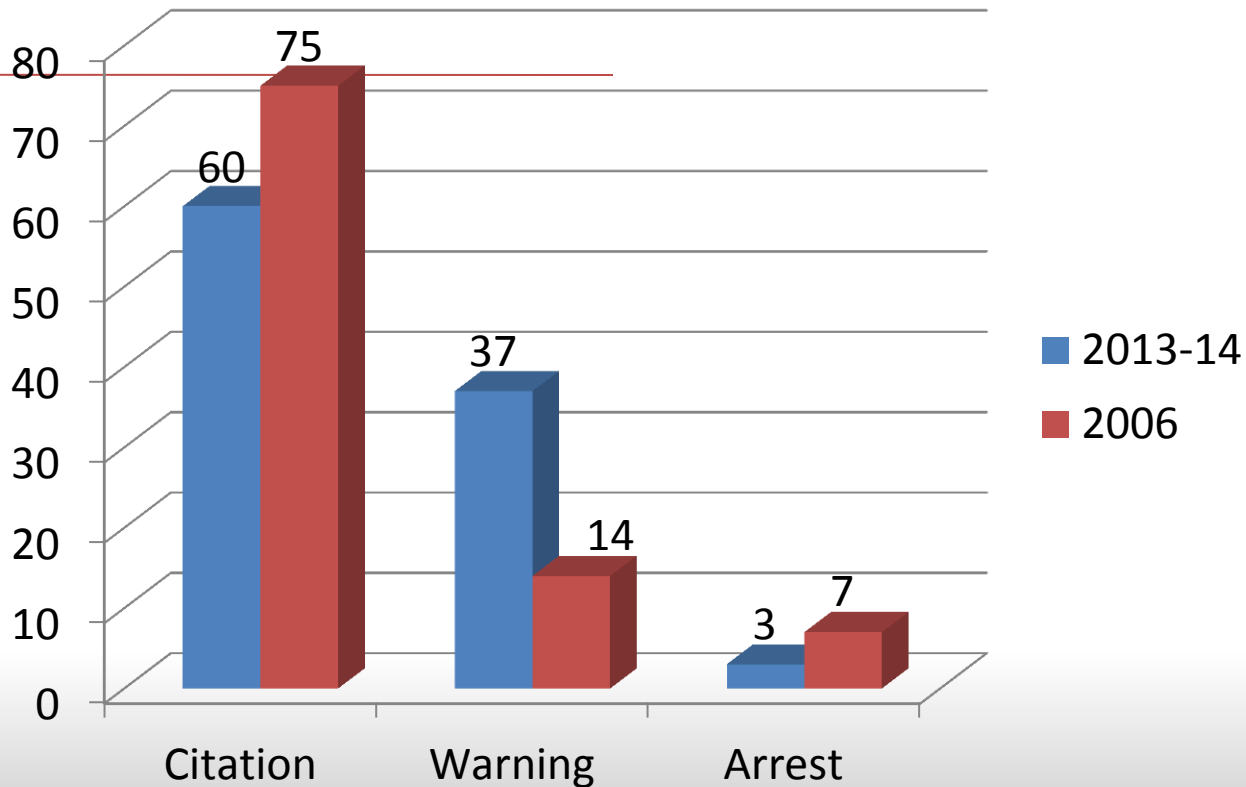
Outcome of Search



Type of Search by Outcome

Search Outcome	Consent	Incident to Arrest	Probable Cause
Negative	73.7%	58.5%	24.1%
Positive	26.3	41.5	75.9
TOTAL	100%	100%	100%

Outcome of Stops 2013-14 and 2006



Outcome by Race of Driver

Outcome	White	Black	Hispanic
Citation	62.4%	55.5%	60.0%
Arrest	3.1	5.4	4.4
Warning	34.5	39.2	35.5
TOTAL	100.0%	100.0%	100.0%

Outcome by Type of Search

Outcome	Consent	Probable Cause	Incident to Arrest
Citation	44.0%	63.3%	22.2%
Arrest	11.3	21.1	77.8
Warning	44.7	15.7	0.0
TOTAL	100.0	100.0	100.0

Recommendations

- Continue with Vehicle Stops Analysis
- Change report period to calendar year
- Collect data identifying the initial reason for stop
- Using criteria for multi-faceted approach to biased policing – assess the current status of LMPD