
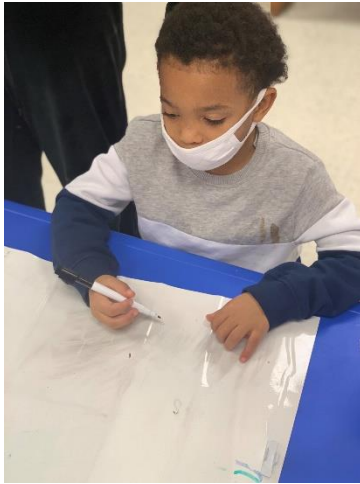


LIGHTHOUSE ACADEMY AT NEWBURG/LIGHTHOUSE PROMISE, Inc.



Below, you will find, photos, testimonials, grade data, etc



LIGHTHOUSE ACADEMY AT NEWBURG/LIGHTHOUSE PROMISE, Inc.






LIGHTHOUSE ACADEMY AT NEWBURG/LIGHTHOUSE PROMISE, Inc.





LIGHTHOUSE ACADEMY AT NEWBURG/LIGHTHOUSE PROMISE, Inc.





LIGHTHOUSE ACADEMY AT NEWBURG/LIGHTHOUSE PROMISE, Inc.





### **DATA AT A GLANCE:**

- Lighthouse Student Average Attendance at JCPS: 96.8% vs JCPS Average Attendance 94.3%
- **Fall 2020 to Spring 2021:** 89% of students attending 30 or more days showed an increase in at least one core subject area or obtained the new federal standards for “does not need improvement” (letter grades A, B or Satisfactory.)

EARLY ELEMENTARY: Fall Reading: 100% S or higher vs. Spring Reading: 84% S or higher; Fall Math: 100% S or higher vs. Spring Math: 84% S (Currently 84% had a C or higher in Science, and 84% in Social Studies.)

Upper Elementary and MIDDLE: Fall Language Arts: 100% C or higher vs. Spring Reading: 86% C or higher; Fall Math: 100% C or higher vs. Spring Math: 86% C or higher. (Currently 86% had a C or higher in Science, and 86% in Social Studies.)

- The number one teacher comment on report cards say Lighthouse students are participating more in group discussions at class and behavior is improving.

On August 7, 2021, Lighthouse Health and Back to School Fair served 801 people giving away 11 Covid 19 vaccines, 600 Pure Tap Water Bottles, 550 free lunches from JCPS Bus Café, 40 free dental checks from Kare Mobile Dental Clinic, 72 free sports and back to school physicals , 136 free vision screenings from the South Oldham Lions Club, 587 free backpacks full of school supplies. (We had 60 total volunteers).

Revised 11/9/2021

### **TESTIMONIALS:**

**New student (D. F.) enrolled in November. Student was very far behind per his aunt. Had an opportunity to speak with his teacher and she expressed how happy she was that he was able to be in a stable place to get the assistance needed.**

**Message from Aunt (K.B):**

**Unfortunately, he is failing everything and had no support system at home. We have received temporary custody. Our family is working to instill values, morals, and the importance of education-something he should have learned a long time ago. We love Lighthouse Academy at Newburg and thank each of you for your part that you play in making sure that happens.**



D. F. went from All D's plus one C in Math to C in Reading, B in writing, D in Science, B in Math, and B in Social Studies.

**Thank you**

1 message

Jamellia Perkins <jcperkins225@gmail.com>

Thu, Jul 15, 2021 at 5:16 PM

To: "cynthiar.overall73@gmail.com" <cynthiar.overall73@gmail.com>

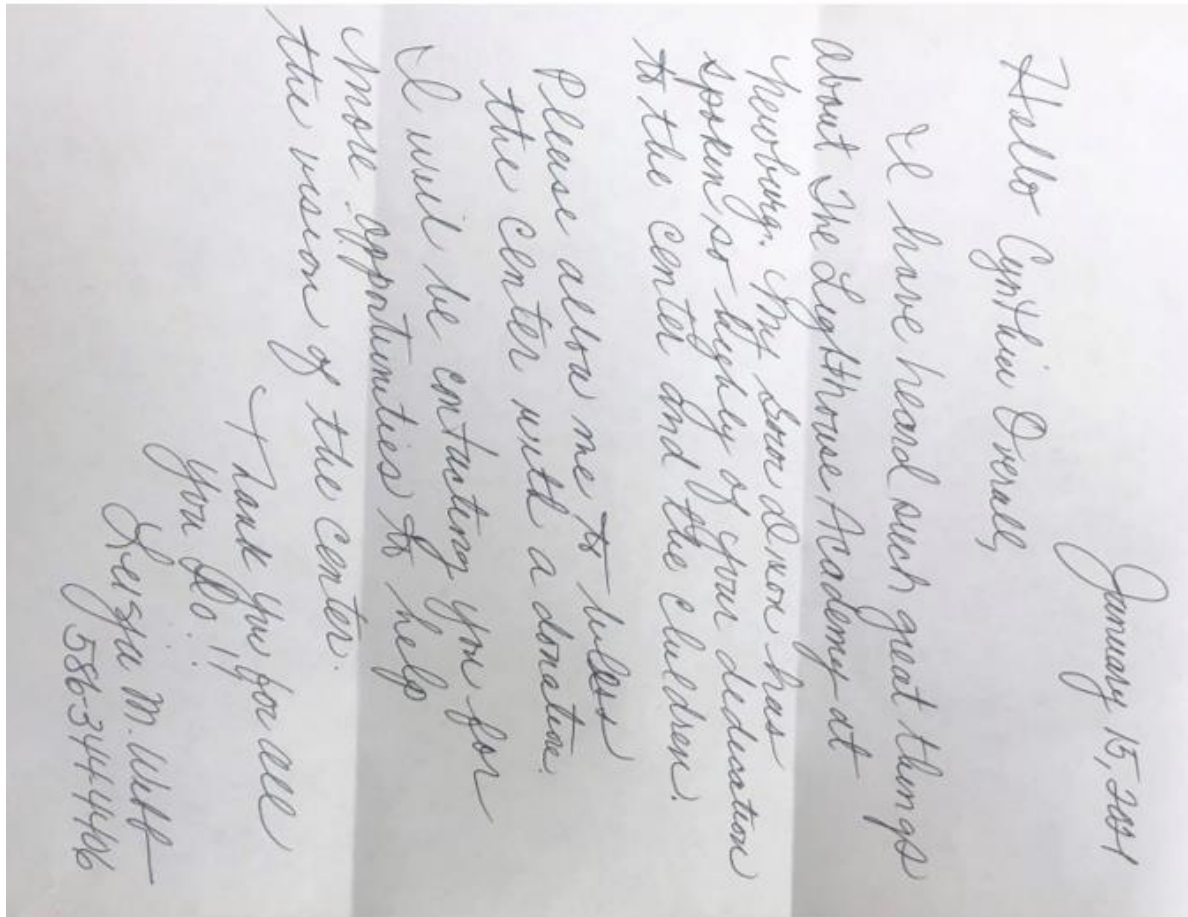
Dear Mrs. Cynthia and the Lighthouse Academy Staff,

I would like to personally thank you and your staff for your hard work and dedication to providing an excellent program for the kids within our community. Coming to the Lighthouse Day Camp was my daughters first time in a "school like" setting since March of 2020. I thought that it would be a big adjustment for her, however, there wasn't a day go by that she didn't talk about Ms. Cynthia, Ms. Toni, and Miss Nasjae (the student volunteer). Thank you for providing a loving and safe place for my daughter to explore, learn, and communicate effectively with peers while having a great time at camp. As a former Lighthouse summer camp employee, a parent and as well as a JCPS teacher, I know the importance of providing great education and you all did that. The Lighthouse staff didn't miss a beat when it came to content being taught. I believe that my daughter thoroughly enjoyed her time at camp and can't wait for the next summer.

Jamellia P.

Thank You,  
Jamellia P. M.A. Ed





From: **T White** <[thomisha25@icloud.com](mailto:thomisha25@icloud.com)>

Date: Thu, Sep 10, 2020 at 10:36 AM

My name is T. White. I have 3 children who attend Price elementary and also attend the Lighthouse after school. My children are somewhat new to the Lighthouse. They started in the summer of 2019 in the summer program. When we got the call from Ms. Cleopatra saying there was a spot for them it was literally a breath of fresh air. At the time, my children had been thru so much. On April 22, 2019 I woke up to get ready for work and get my children ready for school and I received a call from a hospital saying I need to come there to identify someone. It was my father. He had been hit the day before while riding his motorcycle. That morning our world instantly turned upside down.

Then a month later, my neighbor fell asleep while smoking and burned down our apartment building. My children and I went home. We had to run out in our pajamas and watch everything we owned go up in smokes. Literally. We had no where to live. We had no money. We had nothing. So in June when we got the call that my children could come to the Lighthouse I was overjoyed because their world had been so chaotic, this would be a constant. We slept here and there but everyday they knew they would go to the Lighthouse and learn, and make friends, and just be kids. Not a care in the world. That's what the Lighthouse has done for me.

I initially thought of this as just an after school program but it's indeed more. Ms. Cynthia and her team are more than just a director and teachers to my kids, they are family. I get off work at 5:30pm everyday,





my father would always get my kids after school for me. The Lighthouse now stands in to fill that void for my children and I. I don't worry about my children when they are in the care of Ms. Cynthia and her team. Another example of how the Lighthouse is much more than just an after school program is, my daughter plays sports for her school. One game in walks Ms. Cynthia to support her. The Lighthouse hours were over. She didn't have to attend that sporting event for my daughter. I took that as a testament that she really loves what she does and she's great it.

The Lighthouse is family to my family and so many more. Ms. Cynthia and her team had no idea of my situation when we arrived to them, they took my children in and had loved them ever since.

We NEED the Lighthouse. It's so much more than just an after school program.

Notes for BLOCS External Assessor: 3/11/2020

**"Your overall average was an impressive 4.6/5.0. Lighthouse Academy Staff provide an excellent array of life-skills building activities for young people within a best practices framework of social and emotional learning. The staff truly care about youth and it shows in the smiles and affection traded freely from all yesterday during my assessment."**

#### **T. Cain--one of our parents**

"Mrs. Cynthia, I just wanted to take a little time out to let you know that what you are doing at Lighthouse is very special. I thank God that I found the Lighthouse for my grandson to attend who has sickle cell disease. We tried other programs and they were like a big playground indoors. Here at the Lighthouse, it is very structured. I love how you and your staff make sure homework and learning comes first. My grandson also enjoys the hot meals. He has such a good time there that it's hard getting him to leave. Keep up the good work!"

#### **Nima Mandiang <nima.mandiang @icloud. com>**

I started going to the lighthouse when I was in 7th grade. I came from Senegal and barely spoke English. I was bullied so I tried to fit in with the kids at my school. Therefore, I started acting out, I started getting bad grades, talking back to the teachers, and cursing in class just so that I can be accepted by my classmates. I forged my teachers signature just to make a name for myself in middle school. I even started going to Saturday school as a punishment. The Lighthouse taught me my worth. I learned that I did not need acceptance or approval from friends or others for me to be strong, resilient, and fierce. Mrs. Cynthia accepted me for who I was. She and Dr. Scott, helped me bring my grades up, and taught me how to read in English. Because of their loving, stern and nurturing ways, I went into high school as a prepared and resilient teenager ready to face every challenge that high school had for me . She taught me to accept my background and embrace being African and to not be embarrassed by being from the motherland. I am currently a senior at Marion C. Moore. I take college English. I've never had a GPA lower than 3.5 ever since freshman year. I am a certified nursing assistant at Westport Place Health Campus. I am a member of the National Honor Society, Women of Worth, Women of excellence, and Cultural Dialoguers at my school. I have a car and I co-op to work every day. I am going to join the army after graduation to be a doctor. Now I know what it feels like to be a champion. I am that person that is willing to earn it. I am prepared to suffer to be a doctor. I am ready to push through the pain



because being a student at the Lighthouse taught me that I can't fly over pain. I started pushing myself at a really young age. My motivation for success will never fade because of the Lighthouse. I owe it to myself to be great. Thank you to the Lighthouse for helping me to build a strong mindset.

## From Kamae Dixon (parent)

I would like to express my sincere gratitude for all that you have done and continue to do in the Newburg community. It is sad that there are so few places that provide a positive atmosphere for the youth to thrive in. I live in the Norfolk neighborhood and there is nothing over here for kids to do productive. In this day of violence and evil, our kids have to be protected. My older twins attended the Lighthouse in 2008. They went to tutoring after school and also attended over the summer. I cannot begin to tell you how accommodating the staff was to me. I was very pregnant with a new baby and one of my sons had special needs. They were so patient with him when he had issues and worked with my inability to come all the time. They attended until they left middle school and are now productive adult members of society. Now, my youngest two have reached the age where they can attend. They provided incentive for him to do better in school. I received information for them to attend the summer program and they were accepted. The staff was excellent. They now attend the after school program and karate. It has been such a blessing to have this continued relationship with the Lighthouse. Mrs. Cynthia is an absolute Godsend to our family. As an added bonus, my five year old came home excited to tell me that Mrs. Cynthia and I share the same birthday!!! The teachers there all show them love and hold them accountable to the choices they make. My family cannot thank you enough. I am a living example of the positive effect community involvement has on families. Keep up the good work!

## **SURVEYS:**

In surveys conducted and filled in by parents and students, we found

- Almost 90% of students would be home alone if they were not at Lighthouse.
- Almost 90% of our students feel they are getting better grades and doing better on homework because of their time at Lighthouse.
- 100% of parents feel students are more successful at school because of Lighthouse.





## Grade Data 2021-2022 Letter Grades

**August '21-Oct 21      Oct-Jan22      Jan-April22**

### **Reading/LA**

A: 48%	50%	38%
B: 22%	29%	31%
C: 27%	8%	6%
D:	8%	19%
U: 3%	5%	6%
<b>97% Maintained a C or higher</b>	<b>87% C or higher</b>	<b>75% C or higher</b>

### **Math**

A: 57%	42%	50%
B: 22%	25%	20%
C: 10%	29%	13%
D: 7%	0	10%
U: 3%	5%	9%
<b>90% Maintained a C or higher</b>	<b>95 C or higher</b>	<b>83% C or higher</b>

### **Science**

A: 44%	50%	59%
B: 35%	17%	25%
C: 18%	8%	10%
D: 3%	20%	3%
U:	5 %	3 %
<b>97 % Maintained a C or higher</b>	<b>75% C or higher</b>	<b>94 % C or higher</b>

### **Social Studies**

A: 52%	58%	56%
B: 18%	17%	25%
C: 24%	17%	16%
D: 3%	5 %	
U: 3%	5%	3 %
<b>94% Maintained a C or higher</b>	<b>90% C or higher</b>	<b>97% C or higher</b>



## Grade Data 2021-2022 Letter Grades

**August '21-Oct 21      Oct-Jan22      Jan-Ma22**

### **Reading/LA**

A: 48%	50%	32%
B: 22%	29%	40%
C: 27%	8%	5%
D:	8%	18%
U: 3%	5%	5%
<b>97% Maintained a C or higher</b>	<b>87% C or higher</b>	<b>77% C or higher</b>

### **Math**

A: 57%	42%	43%
B: 22%	25%	18%
C: 10%	29%	18%
D: 7%	0	18%
U: 3%	5%	3%
<b>90% Maintained a C or higher</b>	<b>95 C or higher</b>	<b>79% C or higher</b>

### **Science**

A: 44%	50%	64%
B: 35%	17%	12%
C: 18%	8%	18%
D: 3%	20%	3%
U:	5 %	3 %
<b>97 % Maintained a C or higher</b>	<b>75% C or higher</b>	<b>94 % C or higher</b>

### **Social Studies**

A: 52%	58%	64%
B: 18%	17%	26%
C: 24%	17%	7%
D: 3%	5 %	
U: 3%	5%	3 %
<b>94% Maintained a C or higher</b>	<b>90% C or higher</b>	<b>97% C or higher</b>





## DATA OVER TIME:

### 2012/2013

- Lighthouse Student Average Attendance at JCPS: 97.3% vs JCPS Average Attendance 94.3%
- **Fall 2013 to Spring 2014**: 84.2% of students have improved/maintained in at least one core subject area.
- 48% of Lighthouse students are on the Honor Roll at the end of the school year.

### 2013/2014

- Lighthouse Student Average Attendance at JCPS: 97.1% vs JCPS Average Attendance 94.4%
- **Fall 2013 to Spring 2014**: 86.84% of students have improved/maintained in at least one core subject area.
- 50% of Lighthouse students are on the Honor Roll at the end of the school year.

### 2014/2015

- Lighthouse Student Average Attendance at JCPS: 97.0% vs JCPS Average Attendance 94.3%
- **Fall 2014 to Spring 2015**: 86% of students showed an increase in at least one core subject area or obtained the highest grade possible. 92% of students maintained or improved to a C or higher grade in at least one core subject area.
- 53% of Lighthouse students are on the Honor Roll at their JCPS school.

### 2015/2016:

- Lighthouse Student Average Attendance at JCPS: 97.0% vs JCPS Average Attendance 94.6%
- **Fall 2015 to Spring 2016**: 83% of students attending 30 or more days showed an increase in at least one core subject area or obtained the new federal standards for “does not need



improvement” which includes the letter grades B and A as well as Satisfactory and above for younger elementary students. 93% of students attending 30 or more days maintained or improved to a S or C or higher grade in at least one core subject area. 90.7% increased or maintained a S or C or higher in Math. 85% increased or maintained a S or C or higher in Reading/Language Arts.

- 48% of Lighthouse students ended the year on the Honor Roll at their JCPS school.

#### 2016/2017

- Lighthouse Student Average Attendance at JCPS: 98.0% vs JCPS Average Attendance 94.6%
- **Fall 2016 to Spring 2017:** 84.5% of students attending 30 or more days showed an increase in at least one core subject area or obtained the new federal standards for “does not need improvement” which includes the letter grades B and A as well as Satisfactory and above for younger elementary students. 71.5% had an A/B or O/S in Math, 75% had an A/B or O/S in Reading, 81% had an A/B or O/S in Science, and 83% had A/B or O/S in Social Studies

45% of Lighthouse students ended the year on the Honor Roll

#### 2017/18

- Lighthouse Student Average Attendance at JCPS: 98.1% vs JCPS Average Attendance 94.6%
- **Fall 2017 to Spring 2018:** 87% of students attending 30 or more days showed an increase in at least one core subject area or obtained the new federal standards for “does not need improvement” (letter grades A, B or Satisfactory.)

EARLY ELEMENTARY: Fall Reading: 64.5% S or higher vs. Spring Reading: 71% S or higher; Fall Math: 67.5% S or higher vs. Spring Math: 84% S or higher (Currently 89% had a S or higher in Science, and 86% in Social Studies.)

UPPER ELEMENTARY: Fall Reading: 75.5% C or higher vs. Spring Reading: 84% C or higher; Fall Math: 78.5% C or higher vs. Spring Math: 84% C or higher. (Currently 92% had a C or higher in Science, and 88% in Social Studies.)

MIDDLE: Fall Language Arts: 93.4% C or higher vs. Spring Reading: 96% C or higher; Fall Math: 86.6% C or higher vs. Spring Math: 89% C or higher. (Currently 98% had a C or higher in Science, and 87% in Social Studies.)

- 48% of Lighthouse students attending 30 or more days are currently on the Honor Roll at their JCPS school.





2018/19

- Lighthouse Student Average Attendance at JCPS: 98.2% vs JCPS Average Attendance 94.3%
- **Fall 2018 to Spring 2019:** 88% of students attending 30 or more days showed an increase in at least one core subject area or obtained the new federal standards for “does not need improvement” (letter grades A, B or Satisfactory.)

EARLY ELEMENTARY: Fall Reading: 64.5% S or higher vs. Spring Reading: 71% S or higher; Fall Math: 67.5% S or higher vs. Spring Math: 84% S or higher (Currently 89% had a S or higher in Science, and 86% in Social Studies.)

UPPER ELEMENTARY: Fall Reading: 75.5% C or higher vs. Spring Reading: 84% C or higher; Fall Math: 78.5% C or higher vs. Spring Math: 84% C or higher. (Currently 92% had a C or higher in Science, and 88% in Social Studies.)

MIDDLE: Fall Language Arts: 93.4% C or higher vs. Spring Reading: 96% C or higher; Fall Math: 86.6% C or higher vs. Spring Math: 89% C or higher. (Currently 98% had a C or higher in Science, and 87% in Social Studies.)

- 48% of Lighthouse students attending 30 or more days are currently on the Honor Roll at their JCPS school.

#### **Dates missing 2019-2020 due to pandemic NTI**

**2020-2021:** 89% of students attending 30 or more days showed an increase in at least one core subject area or obtained the new federal standards for “does not need improvement” (letter grades A, B or Satisfactory.)

EARLY ELEMENTARY: Fall Reading: 100% S or higher vs. Spring Reading: 84% S or higher; Fall Math: 100% S or higher vs. Spring Math: 84% S (Currently 84% had a C or higher in Science, and 84% in Social Studies.)

Upper Elementary and MIDDLE: Fall Language Arts: 100% C or higher vs. Spring Reading: 86% C or higher; Fall Math: 100% C or higher vs. Spring Math: 86% C or higher. (Currently 86% had a C or higher in Science, and 86% in Social Studies.)

- **KPrep 2013-2021:**  
READING: Distinguished and Proficient students have grown 8.4% over these years based on students attending more than one year. Our Novice students have decreased from 47.5% in 2013 to 14% in 2020/21. Current attendees: 26% Proficient/Distinguished based on the year prior to attending.  
MATH: Distinguished and Proficient students have grown 20.4% over these years based upon students attending more than one year. Students continue to show growth from Novice from 43% in 2013 to 29% in 2020/21. Current attendees: 26% Proficient/Distinguished based on the year prior to attending.

LIGHTHOUSE ACADEMY AT NEWBURG/LIGHTHOUSE PROMISE, Inc.



45% of students who have attended 2 or more years have risen in at least one category in their KPrep scores.