



Louisville Metro Council Budget Hearing June 13, 2018





FHC Mission

“To provide access to high quality primary and preventive care services without regard to the ability to pay.”



8 Health Center Locations



- **Portland**
 - 2215 Portland Ave.
- **East Broadway**
 - 834 East Broadway
- **Iroquois**
 - 4100 Taylor Blvd.
- **Fairdale**
 - 1000 Neighborhood Place
- **Southwest**
 - 9702 Stonestreet Road
- **Phoenix**
 - 712 E. Muhammad Ali Blvd.
- **Americana**
 - 4805 Southside Drive
- **West Market**
 - 2500 West Market Street

The Services We Provide





- Primary Care
 - All Ages
- Preventive Care
 - Immunizations
 - Cancer Screening
- Prenatal Care
- Family Planning
- Diagnostic Lab and Radiology
- Pharmacy
- Dental
- Health Care for the Homeless

Additional Services



- Behavioral Health
- Case Management
- Substance Abuse Treatment
- Outreach & Enrollment
- Refugee Health Screening
- Language Access Services
- Health Education
 - Exercise, Cooking,
 - Yoga, Smoking Cessation,
 - Diabetes, Weight Loss,
 - Chronic Disease Mgt.,
 - Prepared Childbirth,
 - Prenatal, Labor and Delivery

Total Patients and Visits

	CY 2016	CY 2017	Increase	%	
All Patients	39,395	40,695	1,300	+3%	
All Visits	129,065	143,561	14,496	+11%	

Patient Target for 2018 – 43,962

JOINT COMMISSION



Ambulatory Health & Laboratory Accreditation, Patient Centered Medical Home Certification

- Accredited Since 1979
- Triennial Survey in April, 2018
- Maintained Accreditation

FY 18 FHC Budget Request

- Public Health and Wellness Budget
 - External Agency Contractual Services
 - Direct Appropriation to FHC, Inc.
- Mayor's Recommended Level
 - \$786,900
 - No change from Authorized FY 18 Level
 - Metro Appropriation equals 2% of FHC revenues

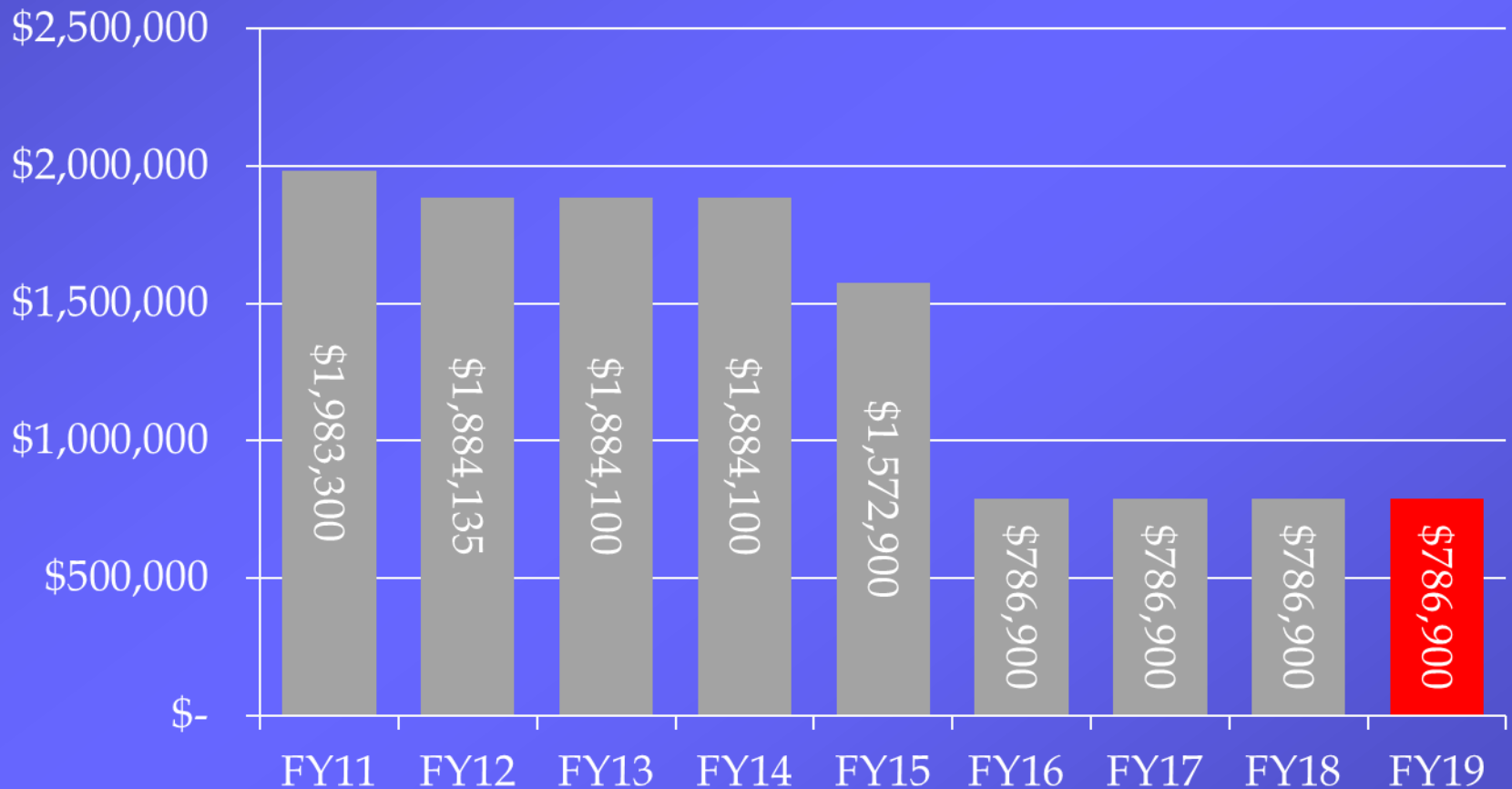
FY 19 Expense Highlights

- Personnel Costs (65%)
 - 410+ FTE Employees
 - Louisville Civil Service/non-union
 - No COLA Proposed for FY 19
 - Fringe Benefits 44%
 - CERS Participating Agency (CERS +12%)
- Capital Improvements - \$1,300,000
 - Phoenix Health Center Renovation Phase II
 - IS Upgrades and Enhancements
 - West Market Site Improvements

FHC Budget Request Summary

REVENUES	FY 2018 Estimated	FY 2019 Request
Louisville Metro	\$786,900	\$786,900
State of Kentucky	401,336	409,196
Federal Government	8,222,380	7,888,594
Fees for Services	27,566,906	29,399,228
Investment Income	947,871	369,148
Other Sources	3,320,194	3,665,672
TOTAL REVENUES	\$41,245,586	\$42,518,738
EXPENDITURES		
Personnel (Approx. 410 FTE)	\$27,025,917	\$27,779,673
Operating	13,119,669	13,439,065
Capital Outlay	1,100,000	1,300,000
TOTAL EXPENDITURES	\$41,245,586	\$42,518,738

Metro Funding to FHC



FHC Charity Care & Bad Debts

	FYE 12/31/16	FYE 12/31/17
Charity/Sliding Fee Discounts	\$3,697,608	\$4,287,836
Bad Debts	\$ 784,602	\$1,375,774
TOTAL	\$4,482,210	\$5,663,610

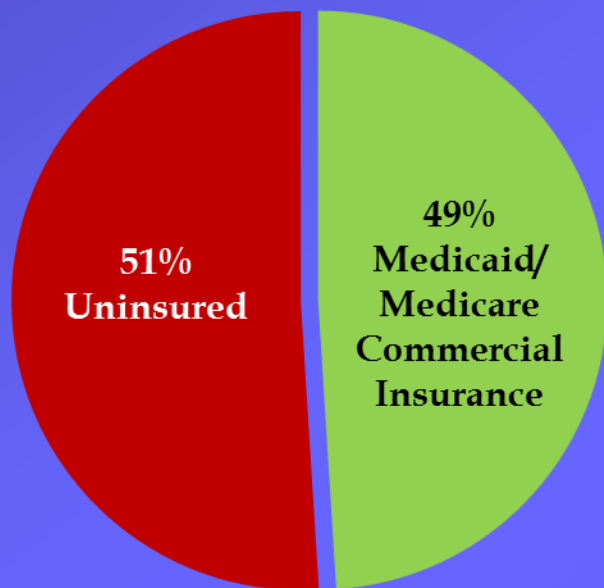
Sliding fee Scale based on Income and Family Size with
Nominal Fee of \$20 for Medical and \$30 for Dental visit.

Affordable Care Act (ACA)

- Effective January 1, 2014
- Kentucky Medicaid Expansion
 - Uninsured and below 138% Poverty Level
 - \$16,643 Individual
 - \$33,948 Family of Four
 - >490,000 Kentuckians gained Medicaid under Expansion
 - 80,000 Jeff. Co. Expansion members

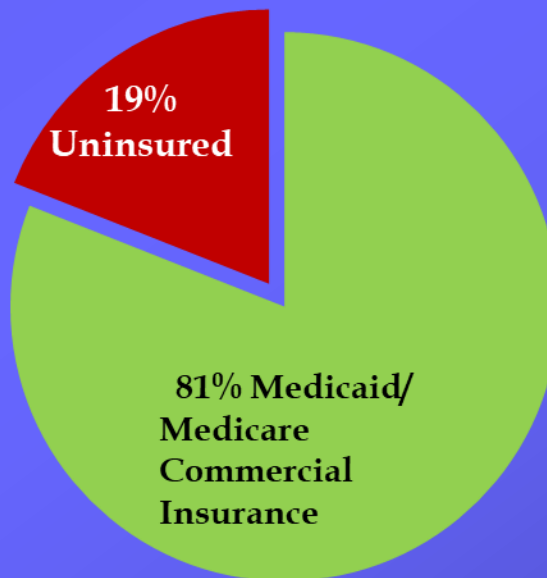
FHC Uninsured Patients

April 2013



■ Insured ■ Uninsured

April 2018



■ Insured ■ Uninsured

Impact of
ACA

2018 Jefferson Co. Uninsured Rate 5%

Increased Medicaid Revenues under ACA

- Reduced Uncompensated Care at FHC
- Eliminated Operating Deficit in FYE 13
- Increase Scope of Services
- Added location – West Market
- Increase Patients and Visits
- Fund COLA and Market Salary Increases for Recruitment and Retention of staff
- Fund Needed Capital Improvements
- Saves Metro \$1.1 million annually

Uncertainty Ahead



- Gov. Bevin's Medicaid Demonstration Project
 - CMS Approved 1115 Waiver in Jan. 2018
 - "Helping to Engage and Achieve Long Term Health."



- Implementation - July 1, 2018
 - Work and Community Engagement in Jefferson Co. – October 1, 2018
- 95,000 Kentuckians projected to lose Medicaid coverage in 5 years
 - 20% of Expansion Population



- Monthly Premium Contributions
- Co-pays and Deductibles
- Elimination of Adult Dental and Vision Benefits
- Annual Recertification
- Lock-out up to 6 months
- My Rewards Account
 - Healthy Behavior Incentives
- Work and Community Engagement
 - Exemptions for Medically Frail and Chronic Homeless

Impact on FHC and Patients

- Increased Patient and Staff Confusion
- Increased Bureaucracy and Red Tape
- Higher Administrative Costs
- Fewer FHC Patients with Medicaid
- Reduced Dental Reimbursement
- Reduced Payments from MCOs (less copays)
- Increased claims denials, and payment delays
- Increased Uncompensated Care (Sliding Fee Discounts)

Medicaid Enrollment

January, 2018

	State	Jefferson Co.	FHC
Medicaid Total	1,443,409	227,906	24,000
Medicaid Expansion (Adults, not disabled)	493,230	80,519	8,400 At Risk

Financial Impact Scenarios

12 months under KY HEALTH

Medicaid Expansion Members	Percent Reduction	Patients	Annual Visits	Medicaid Revenue Lost
8,400	-10%	840	2,520	- \$453,600
8,400	-15%	1,260	3,780	- \$680,400
8,400	-20%	1,680	5,040	- \$907,200
8,400	-25%	2,100	6,300	- \$1,134,000

Plus:

- Elimination of Dental Benefits for Expansion Population
FHC can bill “My Rewards” account
- Medicaid Payments reduced by Copay amounts for Medical, Behavioral Health, Pharmacy and Dental

Keeping People Covered

“All Hands on Deck”

- BOH ACA Outreach and Enrollment Committee
- Kentucky HEALTH
 - System Testing and Feedback
- Ky HEALTH and MCO Trainings
- FHC Staff Training
- Application Assistors
 - Hire Temporary Staff to help Medicaid recipients with Citizen Connect
- KentuckianaWorks & Found. for Healthy KY

Q&A

www.fhclouisville.org

The screenshot shows the homepage of the Family Health Centers website. At the top is the logo with the text "Family Health Centers" and "Care for your Health & Wellness". Below the logo is a navigation bar with five main menu items: "For Patients", "Find a Location", "Health Services", "In the Community", and "Contact Us". Under "For Patients" are links for "About Us", "FAQs", and "Latest News". There are also buttons for "Ask ELMER" and "En Espanol", and a search bar. The main banner features a photo of two young boys talking, with a purple box on the left titled "Our Mission" containing the text: "Our mission is to provide access to high quality primary and preventive care services without regard to the ability to pay." Below the banner are three service tiles: "Find a Center" (7 Louisville locations), "Prepare for your Visit" (Know what to expect), and "Get Health Insurance" (We're here to help). The bottom section has three columns: "HEALTH SERVICES WE OFFER" with a photo of a dental procedure, "NEW DENTAL SITE" with a "Now Open" sign for the "DENTAL OFFICE" at "FHC EAST BROADWAY" (502-569-7332), and "UPCOMING CLASSES" listing two Zumba Aerobics classes on June 05 (Portland and East Broadway).

Family Health Centers
Care for your Health & Wellness

For Patients Find a Location Health Services In the Community Contact Us

About Us FAQs Latest News Ask ELMER En Espanol Search...

Our Mission
Our mission is to provide access to high quality primary and preventive care services without regard to the ability to pay.

Find a Center
7 Louisville locations

Prepare for your Visit
Know what to expect

Get Health Insurance
We're here to help

HEALTH SERVICES WE OFFER

Now Open
DENTAL OFFICE
FHC EAST BROADWAY
502-569-7332

NEW DENTAL SITE
Family Health Centers, Inc. is please

UPCOMING CLASSES

JUN 05 Zumba Aerobics Class (Portland)
5:00pm - 6:00pm

JUN 05 Zumba Aerobics Class (East Broadway)

Bill Wagner, CEO
502-778-4201
bwagner@fhclouisville.org