

# FY 2022-23 Budget Presentation



Louisville Division of Fire





# LFD Chief Staff Organization Chart



Mrs. Linda Waggoner  
Executive Administrative Assistant  
502-574-2909



Gregory W. Frederick, Colonel  
Fire Chief  
502-574-4001  
Cell: 502-974-4304



Charles "Rick" Adkisson, Colonel  
Executive Assistant Chief  
502-574-2902  
Cell 502-974-6366



Randolph Croney, Lt. Colonel  
Assistant Chief – Training & Safety  
502-574-2903  
Cell 502-974-7333



Lawrence "Ryan" Graves, Lt. Colonel  
Assistant Chief – Operations, Platoon 1  
502-574-3924  
Cell 502-974-7024



Bruce W. Himes, Jr., Lt. Colonel  
Assistant Chief – Personnel/Admin  
502-574-2904  
Cell 502-974-6539



Terence A. Delaney, Lt. Colonel  
Assistant Chief – Operations, Platoon 2  
502-574-3924  
Cell 502-974-7094



Brian S. Meurer, Lt. Colonel  
Assistant Chief/Fire Marshal  
502-574-2908  
Cell 502-974-7438



Jason E. Golladay, Lt. Colonel  
Assistant Chief – Operations, Platoon 3  
502-574-3924  
Cell 502-974-6610

# **Mayor's Recommended FY 2022-23 Budget**

• General Fund	\$ 80,341,700
• State Incentive Pay	\$ 2,563,200
• Agency Receipts	\$ 470,700
• Federal Grants	\$ 600,000
• Total Revenue	<u>\$ 83,975,600</u>
• Personnel Cost (93%)	\$ 78,226,700
• Operating Cost	\$ 5,748,900

# LFD Overview 2022

- **447** Personnel, **420** Uniformed/Sworn
- **38** New Recruits start June 21st, 26-Week Class
- **418** Emergency Medical Technicians; **11** Paramedics
- **266** Hazardous Materials Technicians
- Largest LFD Bureau: **Fire Suppression/Operations**
- **21 Fire Stations**
- **26 Fire Companies** ( Fire Apparatus with Crew)
- Divided into **Four (4) Districts or Battalions**
- Suppression Personnel work a **24-Hour shift**, followed by 48 hours off (3 Platoons)

# LFD Demographics

Position Type	Filled	Vacant
Sworn/Uniformed Positions	420	78
Non-Sworn Positions	27	4
<b>Position Totals</b>	<b>447</b>	<b>82</b>

Ethnic Group Totals	Count	Percent
White	360	80.9
Black	70	15.63
Hispanic	13	2.92
Asian	2	0.45
Pacific Islander	1	0.22
Am. Indian	1	0.22
Dept Total	<b>447</b>	

Gender Totals	Count	Percent
Female	<b>26</b>	5.84
Male	<b>421</b>	94.16
Dept Total	<b>447</b>	

# Equity Impact Statement Goals

- **Goal # 1:** Increase diverse and qualified candidates pool by 5%
- **Goal # 2:** LFD will provide training/opportunities around implicit bias, discrimination, etc. in FY23.
- **Goal # 3:** The LFD will continue to follow LMG policies on contracts, vendors, and services, used by the department, to ensure that racial equity is considered in those processes.
- **Goal # 4:** The LFD will utilize the Racial Equity Assessment Tool to determine the impact of any new projects and/or initiatives.

# Firefighter Recruit Class Diversity

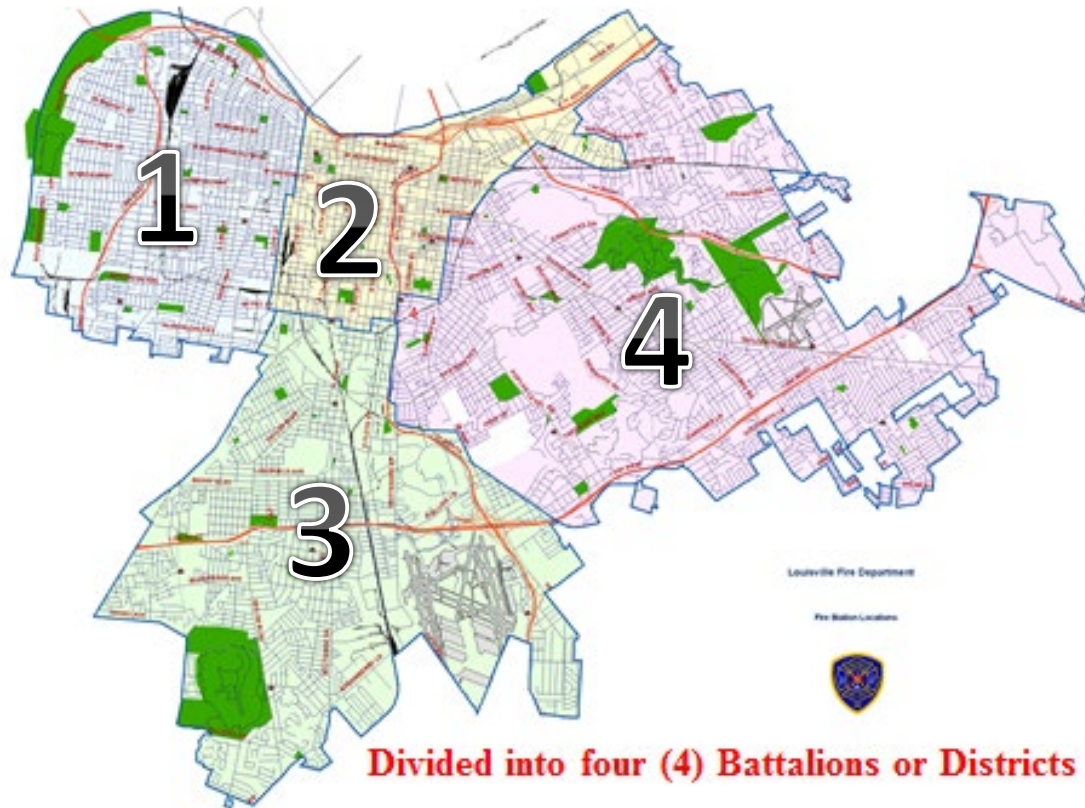
- 2016 – Class #184 – 38% Minority & Female
- 2018 – Class #185 – 38.6% Minority & Female
- 2021 – Class #186 – 33.3% Minority & Female
- 2022 – Class #187 – 21% Minority & Female

# LFD Turnover Rates

- FY2018 – 8.02%
- FY2019 – 7.32%
- FY2020 – 9.65%
- FY2021 – 5.77%
- FY2022 – 5.30% (Through 4/28/2022)



# 21 Fire Stations / 4 Districts



# **LFD Run Statistics**

## **Calendar Year 2020 & 2021**

<b>Statistic</b>	<b><u>CY 2020</u></b>	<b><u>CY 2021</u></b>
• Total Incidents	<b>41,798</b>	<b>43,553</b>
• EMS Incidents	<b>23,815</b>	<b>24,760</b>
• Fire Incidents	<b>17,983</b>	<b>18,793</b>
• Structure Fires	<b>615</b>	<b>716</b>
• Emergency Medical (57%) Fire Incidents (43%)		

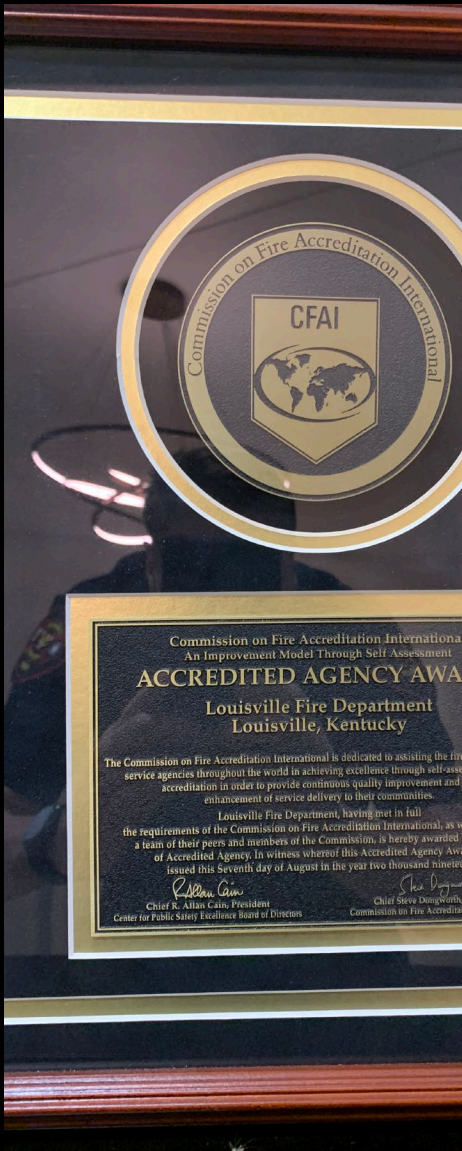
# Cross-Boundary "Plus One" Response

- LFD, Shively FD, and Suburban Fire Districts
- Closest Unit in a 1-Mile Buffer Zone
- Send one additional unit to Structure Fires, Rescues, and Medical CPR Incidents

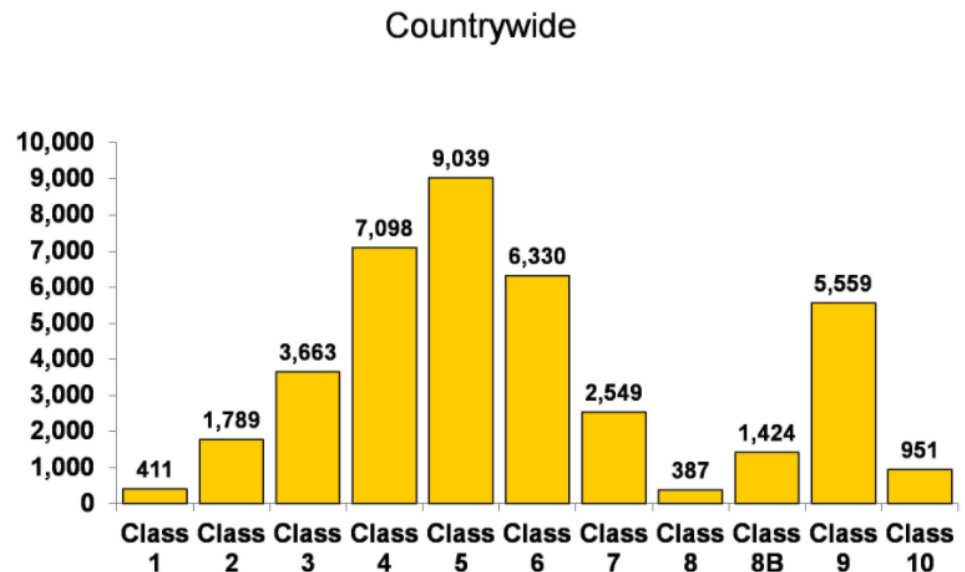
Closest Unit Plus One Response	7/1/2021 - 5/31/2022
LFD Responding Out	578
Suburban Fire Responding In	137

## Commission on Fire Accreditation International (CFAI) in 2014 and again in 2019

- Only 301 Fire Departments out of 40,000 in the nation are Internationally Accredited



Only **411** Fire Departments in the world  
are ISO Class 1 and only **114** are both  
CFAI Accredited and have  
an ISO Class 1 Rating





# Arson Investigations – Metro Wide


<u>Area served</u>	<u>CY 2020</u>	<u>CY 2021</u>
Urban (LFD) District	357	309
Suburban Fire Districts	133	153



# Automotive Service Facility




**Service All LFD Apparatus, Vehicles, Watercraft, and LMEMS Ambulance Fleet**





# Louisville Fire Training Academy 1501 West Hill Street



# Fire Prevention





# Public Education



**LOUISVILLE FIRE DEPARTMENT**  
**New Inflatable Fire Safety House**



# Home Safety Checks



**All Fire Suppression Companies conduct Free Home safety Checks & Install Smoke Detectors in Owner-Occupied Residences**

# Questions

