




SIGN SPECIFICATIONS

Color: Full Color / RGB text, pictures & video.  
Pitch: 6mm  
Matrix: 150x300  
Dimensions: 3'-0" x 6'-0" (Tall x Wide)  
Max # of Lines: 21  
Max Letter Per Line: 50  
Cabinet Size: 4'-0" x 8'-0" (Tall x Wide)  
Pedestal Size: 7' x 4' (Tall x Wide)

Cabinet PMS Color:  
**PANTONE Black**

Colors used:

CMYK



PMS



PMS White C  
PMS 201 C  
PMS Cool Gray 9 C  
PMS 426 C

The Pantone Color Matching System is the sign industry standard for color selection. Computer monitor settings and printer calibration can limit the accuracy between the color you see and the true PMS color when painted. For specialized colors, ask your Project Consultant for a sample.

\* Overall sign depth may vary due to support size required by engineering.

Class Act Federal Credit Union

VERSION #: v5092315



3620 Fern Valley Road  
Louisville, KY 40219

Scope of Work:

Electronic Message Center (EMC):

- 6mm, 150 x 300, 3'-0" x 6'-0", Cellular, double
- (2) USMB-G3
- (4) 11" - Side Panel angles

Fabrication:

Standard ID Cabinet

- 21" Aluminum stick/extrusion frame, skin painted, 1.5" retainers, 3/16" clear poly-carbonate face, 2nd surface digital print, saddle mount

Pole Skirt

- Stick-weld frame, aluminum skin .063", painted, removable panel

Vented Side Panels

- (2) 21" .063" aluminum, painted, routed holes for venting with VHB tape per plan

Structural:

- Steel tube per drawings
- New Concrete Caisson, 2,500 PSI

Installation:

- Receive and inspect sign from GRS
- Remove and dispose of existing brick monument
- Dig footer, pour concrete, set pole
- Mount and attach sign per drawings
- Connect sign to existing power (to be ran by others)

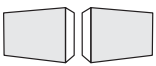

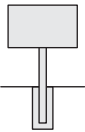

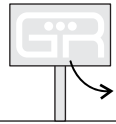


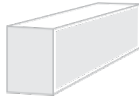
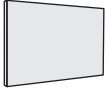
\*\* Take completion photos.\*\*

\*\* Remove and/or level out any excess spoils.\*\*

\*\* Leave a clean job site.\*\*

Overview:











								
Double Sided	6.67mm	New Footer	GRS Install	GRS Remove Existing Sign	Dedicated Circuit(s)	Cellular Modem	Full Depth Cabinet	Flat Faces

# Class <sup>A+</sup>ct



FEDERAL CREDIT UNION

*It's like Straight <sup>A+</sup>'s for your Money.*

## Colors used:

CMYK	PMS
	 PMS White C
	 PMS 201 C
	 PMS Cool Gray 9 C
	 PMS 426 C

 Cabinet PMS Color:  
PANTONE Black

	
Flat Faces	Double Sided

## Signed Art:



**SIGN SPECIFICATIONS**

Color: Full Color / RGB, best pictures & video.  
Finish: Gloss  
Material: 100/300  
Dimensions: 9'-0" x 6'-0" (Tall x Wide)  
Max # of Lines: 21  
Max Letter Post Line: 50  
Cabinet Size: 6'-0" x 9'-0" (Tall x Wide)  
Pedestal Size: 7'-0" (Tall x Wide)

Cabinet PMS Color:  
PANTONE Black

Colors used:

CMYK	PMS
	 PMS White C
	 PMS 201 C
	 PMS Cool Gray 9 C
	 PMS 426 C

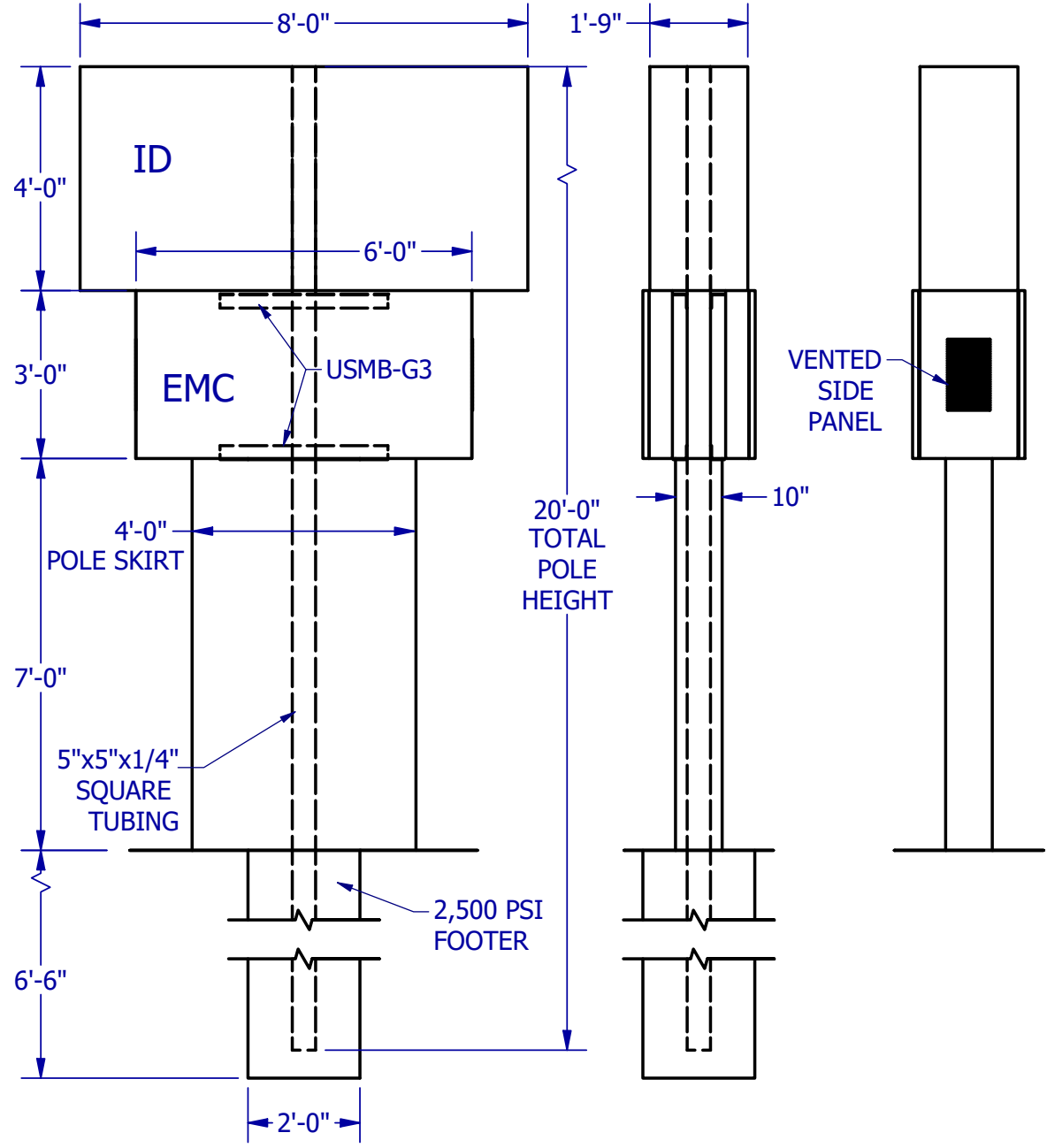
\* Overall sign depth may vary due to support size required by engineering.

**SIGNATURE** \_\_\_\_\_ **DATE** \_\_\_\_\_

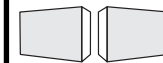
Client is responsible for ensuring that the proof is correct in all areas. Double-check spelling, grammar, layout and design before approving artwork. If a proof containing errors is approved by client, the client is responsible for payment of original cost as well as corrections, revisions, and re-makes. This custom artwork is not intended to provide an exact match between ink, vinyl, paint or EMC color. Brickwork, masonry and landscaping is not included in the proposal unless otherwise specifically stated. EMC images shown are simulated. Sign is designed to be illuminated at all times. Sketches are based off of this premise. This is a custom made product, built by hand for people by people. Small blemishes/imperfections may occur and can be expected with hand made products. Industry standard is to view this product from a minimum distance of 10 feet to determine quality acceptability.

**VERSION #:** v5092315  
1083 Brooks Industrial Rd.  
Greenville, KY 40005  
Tel: 1-800-712-8889  
Fax: 1-502-435-0448

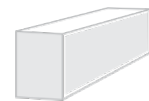
**Golden Rule SIGNS**



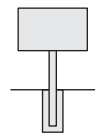
Notes:



Double  
Sided

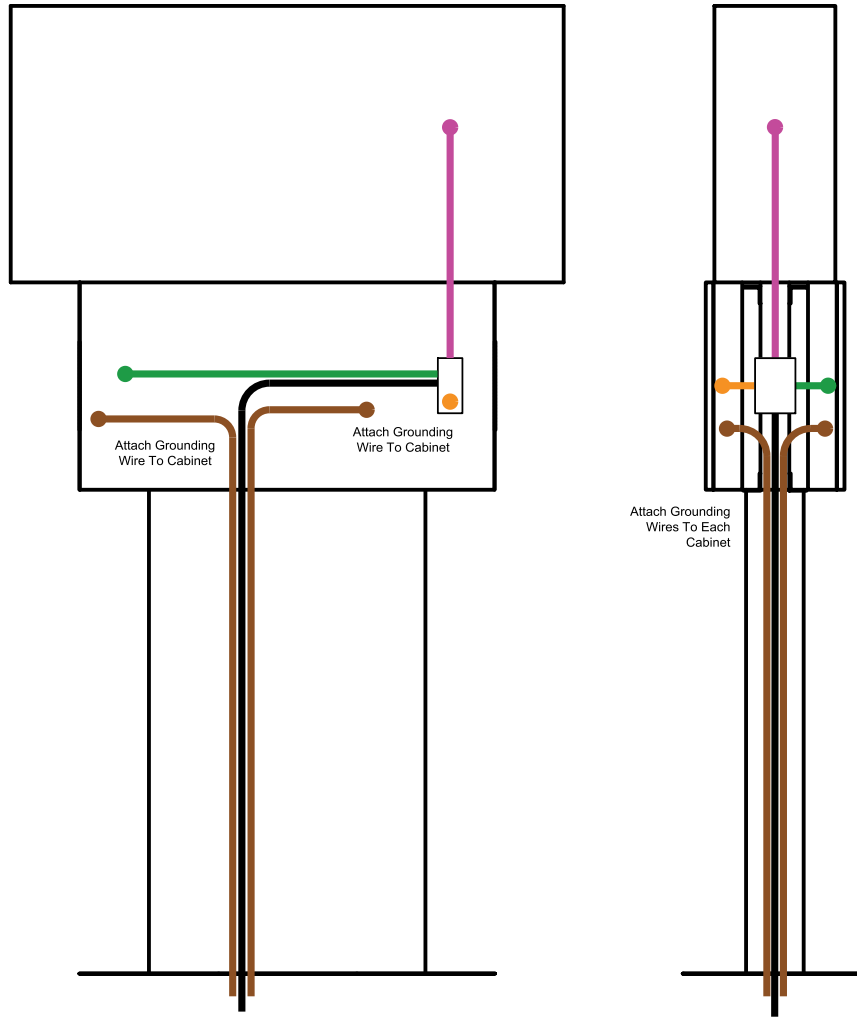


Full Depth  
Cabinet



New  
Footer

\*\*\*All ID Cabinet electrical components to be wide range power to serve up to 240 volts\*\*\*



**XXX** volts

**XX** amps

Dedicated  
Circuit(s)

National Electric Code requires  
that lines not exceed 80% load  
of any one circuit.

**POWER  
SPECS  
PENDING**

LED  
Installation  
Manual



Wiring Diagram

## Key:

- 6GA. COPPER AND 1/2" ROD X6'
- ID CABINET POWER WHIP
- PRIMARY EMC WHIP
- SECONDARY EMC WHIP
- CLIENT PROVIDED PRIMARY

GRS REQUIRES THAT THE SIGN OPERATE ON AT LEAST 1 DEDICATED CIRCUIT AND RECOMMENDS 1 CIRCUIT PER L.E.D. DISPLAY. WARRANTY REQUIRES EACH L.E.D. DISPLAY TO HAVE A MINIMUM 1/2" COPPER, IN-EARTH GROUND ROD WITH CONTINUOUS 6 GAUGE COPPER WIRE, 6' LONG LOCATED 8 FEET FROM THE BASE OF THE SIGN.



Cellular  
Modem

Visit  
[resource.  
impactledsigns.com](http://resource.impactledsigns.com)  
for more details





\*Artistic and illustration purposes only; not drawn to scale - see quote for dimensions.

Notes:



### Sign Location:

3620 Fern Valley Road  
Louisville, KY 40219