

Develop Louisville
Fourteenth LouieStat Forum
8/17/2017






Table of Contents

Louisville Metro Key Performance Indicators

Mayor's Goal 16 - Reduce Abandoned Structures	Page 3
Boarding and Cleaning Monthly Backlog	Page 4
Foreclosures Initiated	Page 5
Metro Demolitions	Page 6
Collections from Fines, Abatement Costs & Liens	Page 7
Properties Acquired by the Landbank	Page 8
Properties Disposed by the Vacant & Public Property Division	Page 9
VAPStat Hopper Items	Page 10



The Joint Meeting begins at 3p the second Monday of each month.

Old Jail Auditorium - 514 W. Liberty Street



Louisville Metro's Six-Year Strategic Plan
5 Objectives and 21 Goals - "Invest in our People and Neighborhoods"

####

Mayor's Goal #16:

Decrease the ratio of abandoned structures to a 10% benchmark ratio within each Metro Council District. The VAP Ratio is the number of code enforcement cases relative to the total number of parcels.

VAP Statistics as of March 2017

Total Structures:	68%	5,058	Total Case Locations:	7,470
Total Lots:	34%	2,506	Total Unpaid Fines:	\$40,733,386

COUNCIL DISTRICT VAP RATIOS

DISTRICT	COUNCIL PERSON	RATIO	VAP STRUCTURES	PARCEL COUNT	OUTSTANDING FINES/FEES
1	JESSICA GREEN	4.58%	581	12,687	\$5,514,861
2	BARBARA SHANKLIN	2.11%	164	7779	\$599,438
3	MARY WOOLRIDGE	3.02%	324	10717	\$3,146,860
4	BARBARA SEXTON SMITH	4.54%	466	10261	\$5,197,756
5	CHERI BRYANT HAMILTON	9.12%	1188	13020	\$11,684,781
6	DAVID JAMES	7.13%	739	10358	\$10,418,044
7	ANGELA LEET	0.27%	29	10913	\$52,378
8	BRANDON COAN	0.24%	27	11454	\$24,243
9	BILL HOLLANDER	0.39%	46	11710	\$125,098
10	PAT MULVIHILL	0.93%	113	12141	\$324,964
11	KEVIN KRAMER	0.10%	10	10445	\$10,111
12	RICK BLACKWELL	1.20%	123	10243	\$332,362
13	VICKI WELCH	0.96%	91	9469	\$216,925
14	CINDI FOWLER	1.66%	187	11252	\$582,066
15	MARIANNE BUTLER	3.00%	361	12029	\$1,464,772
16	SCOTT REED	0.16%	21	12963	\$35,247
17	GLEN STUCKEL	0.17%	17	9762	\$8,278
18	MARILYN PARKER	0.11%	10	8927	\$13,390
19	JULIE DENTON	0.16%	20	12744	\$29,879
20	STUART BENSON	0.25%	30	11847	\$50,455
21	DAN JOHNSON	1.30%	148	11366	\$288,714
22	ROBIN ENGEL	0.33%	39	11884	\$80,747
23	JAMES PEDEN	0.60%	68	11421	\$111,316
24	MADONNA FLOOD	1.60%	168	10468	\$146,243
25	DAVID YATES	0.74%	70	9490	\$257,342
26	BRENT ACKERSON	0.20%	18	8826	\$17,120
			5,058	284,176	\$40,733,386

Boarding & Cleaning Monthly Backlog Codes & Regulations



KPI Owner: Darrell Coomer

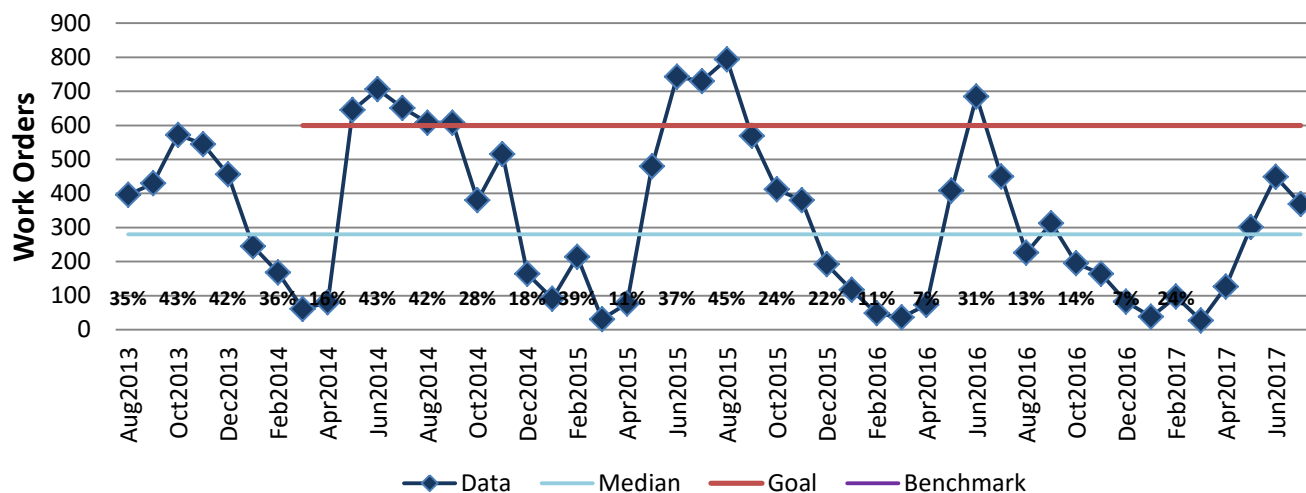
Process: Property Maintenance

8/17/2017	Source Summary	Continuous Improvement Summary
Baseline: FY13 Monthly average: 1,066 open Goal: Maintain a backlog of no greater than 600 open boarding, cleaning and cutting work orders in a month. Benchmark: TBD	Data Source: Hansen Goal Source: Dept Strategic Plan Benchmark Source: N/A	Plan-Do-Check-Act Step 5: Pilot short term and/or long term solutions Measurement Method: The number of work orders open at the end of each month. Why Measure: To help quantify the challenge of neighborhood blight. Next Improvement Step: Using Public Works Crews in addition to C&R Vacant Lots Crews working overtime as needed.

How Are We Doing?

Aug2016-Jul2017 12 Month Goal	Aug2016-Jul2017 12 Month Average		Jul2017 Goal	Jul2017 Actual	
600	199		600	369	
Work Orders per Month	Work Orders per Month		Work Orders per Month	Work Orders per Month	

Boarding & Cleaning Monthly Backlog



Root cause analysis is not necessary because there is no gap between the goal and current performance.

Foreclosures Initiated Develop Louisville

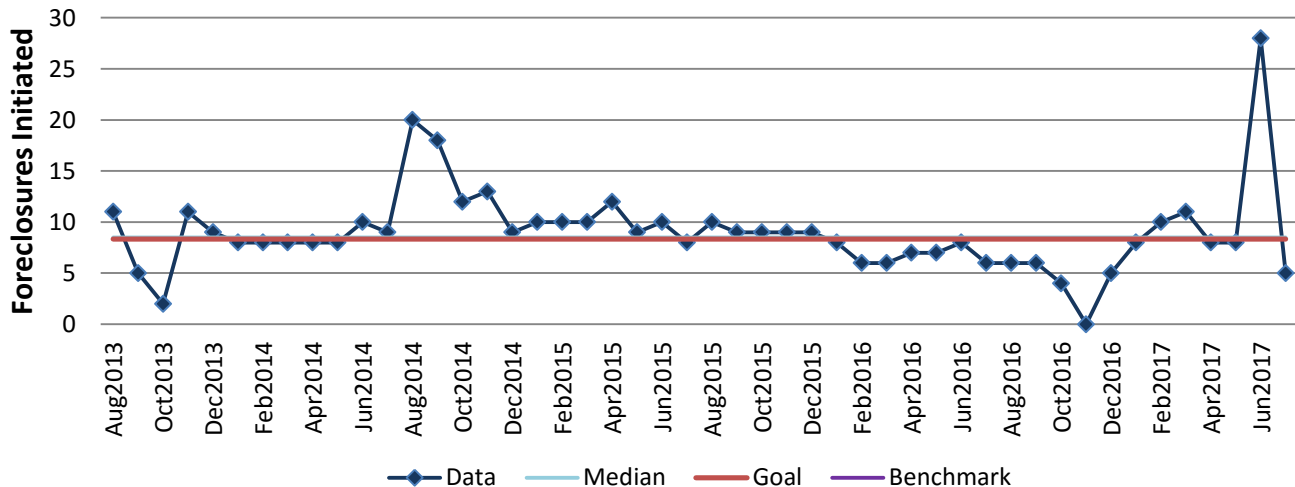


KPI Owner: Mary McGuire

Process: VAP Foreclosure

8/17/2017		Source Summary		Continuous Improvement Summary		
Baseline: FY16, 94 Foreclosures Initiated		Data Source: SharePoint List Goal Source: IDT and Department Team Goal Benchmark Source: TBD		Plan-Do-Check-Act Step 5: Pilot short term and/or long term solutions		
Goal: Initiate 100 VAP Foreclosures in FY17; this relates to Mayor's Goal 16: Resolve Abandoned Properties; it is an Initiative to systematically foreclose on vacant and abandoned properties in targeted areas				Measurement Method: Count of vacant/abandoned properties on which Metro has initiated a VAP foreclosure		
Benchmark: TBD				Why Measure: Foreclosure helps return an abandoned property to productive use by changing the owner(s)		
				Next Improvement Step: Department will work with County Attorney to identify resources to continue relationship with private counsel.		
How Are We Doing?						
Aug2016-Jul2017 12 Month Goal	Aug2016-Jul2017 12 Month Actual			Jul2017 Goal	Jul2017 Actual	
100	99			8	5	
Foreclosures Initiated	Foreclosures Initiated			Foreclosures Initiated	Foreclosures Initiated	

Foreclosures Initiated





Goal of 100 foreclosures was met for FY17. During the end of FY17, a new staff member was brought onto the team. Training and incorporating the new staff member into the VPPA team caused a bit of a delay at the beginning of FY18, but this should be easily remedied in the next 1-2 months. In addition, additional funding was allocated for foreclosures in FY18, so the team expects to initiate closer to 150-175 cases this year.

Metro Demolitions Develop Louisville



KPI Owner: Sally Jessel and Carrie Fry

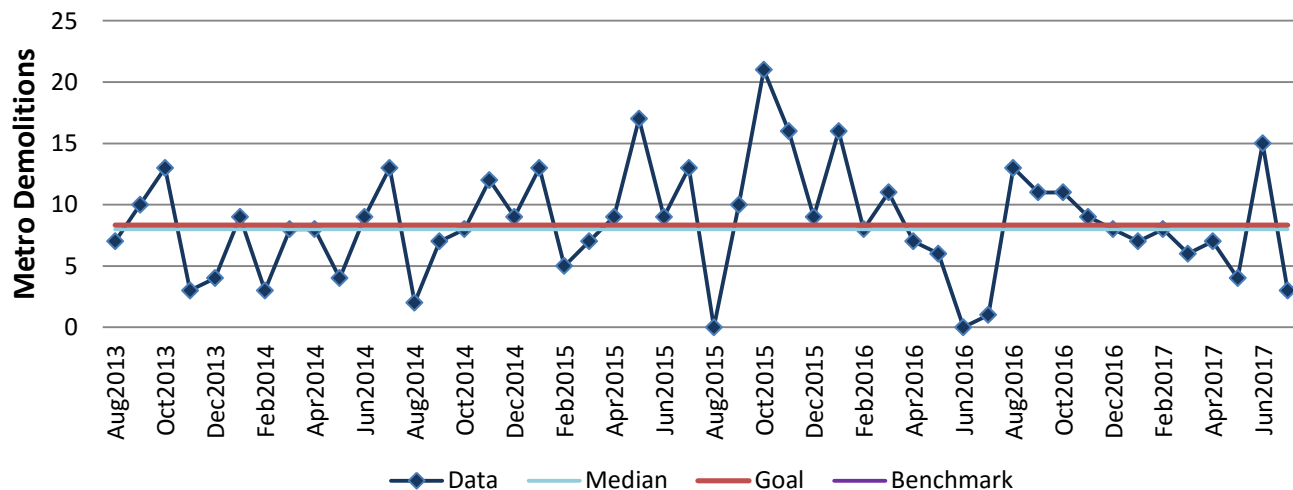
Process: Demolition

8/17/2017		Source Summary		Continuous Improvement Summary		
Baseline: FY16, 107 structures demolished Goal: Demolish 100 structures in FY17; this relates to Mayor's Goal 16: Resolve Abandoned Properties; it is an initiative to demolish blighted properties Benchmark: TBD		Data Source: Hansen		Plan-Do-Check-Act Step 4: Generate and prioritize potential solutions		
		Goal Source: IDT and Department Team Goal		Measurement Method: Count of vacant/abandoned structures demolished monthly by Louisville Metro		
		Benchmark Source: TBD		Why Measure: Demo candidate properties pose a health and safety concern to citizens and depress property values and community vitality		
				Next Improvement Step: Implementation of a property severity ranking to prioritize demolition cases		
How Are We Doing?						
Aug2016-Jul2017 12 Month Goal	Aug2016-Jul2017 12 Month Actual			Jul2017 Goal	Jul2017 Actual	
100	102			8	3	
Metro Demolitions	Metro Demolitions			Metro Demolitions	Metro Demolitions	

Metro Demolitions



Good



The new demolition contract was awarded at the end of FY17. There was a bit of a delay in the transition between fiscal years, but the VPPA team is on target to catch up to its goals in the next 1-2- months. In addition, the demolition budget for FY18 was increased and the team expects to see demolition numbers closer to 150 this year.

Net Payment/Collections from Fines, Abatement Costs & Liens Develop Louisville

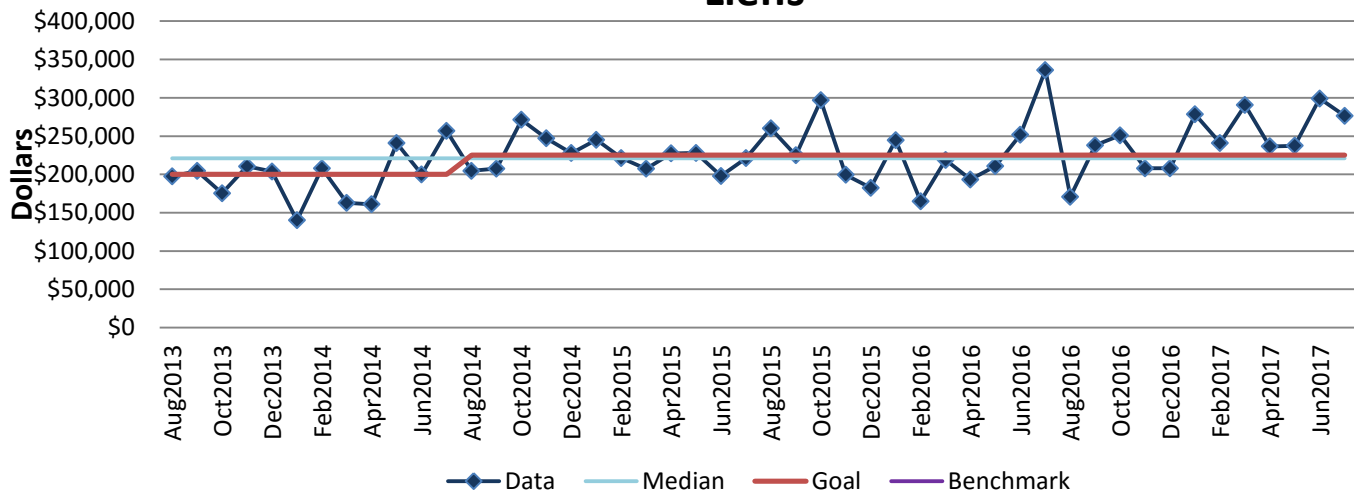


KPI Owner: John Flood

Process: Collections

8/17/2017		Source Summary	Continuous Improvement Summary		
Baseline: FY2012 - \$536,629 Goal: \$2.7 million per year Benchmark: TBD		Data Source: LeAP Goal Source: Budget for C&R Benchmark Source: TBD	Plan-Do-Check-Act Step 8: Monitor and diagnose Measurement Method: Sum of fees collected per month Why Measure: TBD Next Improvement Step: Increase collections		
How Are We Doing?					
Aug2016-Jul2017 12 Month Goal	Aug2016-Jul2017 12 Month Actual		Jul2017 Goal	Jul2017 Actual	
2,700,000	2,935,063		225,000	276,494	
Dollars	Dollars		Dollars	Dollars	

Net Payment/Collections from Fines, Abatement Costs & Liens



Root cause analysis is not necessary because there is no gap between the goal and current performance.

Properties Acquired by the Landbank Develop Louisville

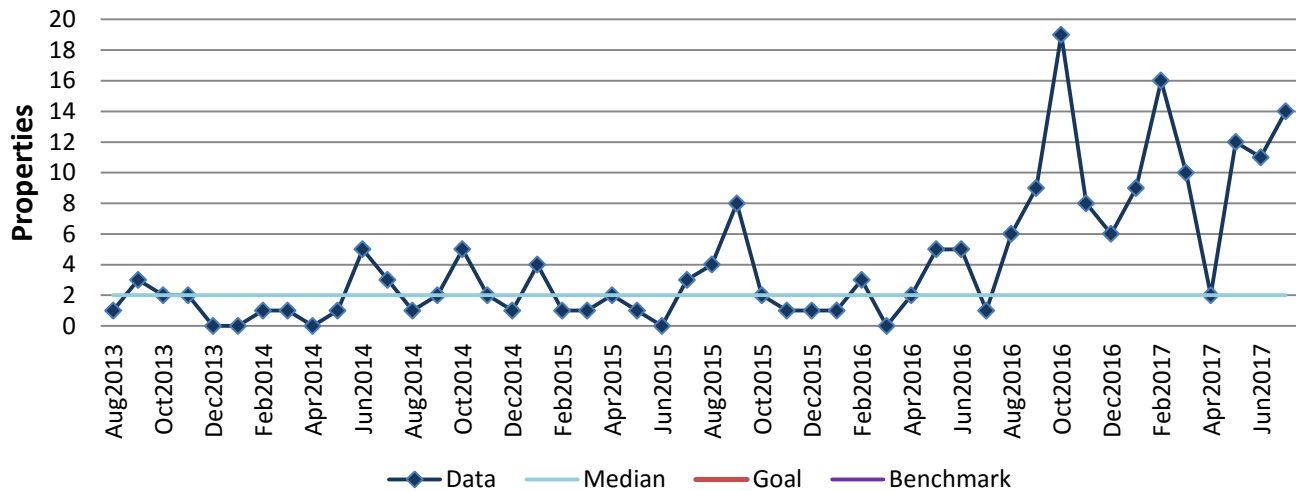


KPI Owner: Latondra Yates

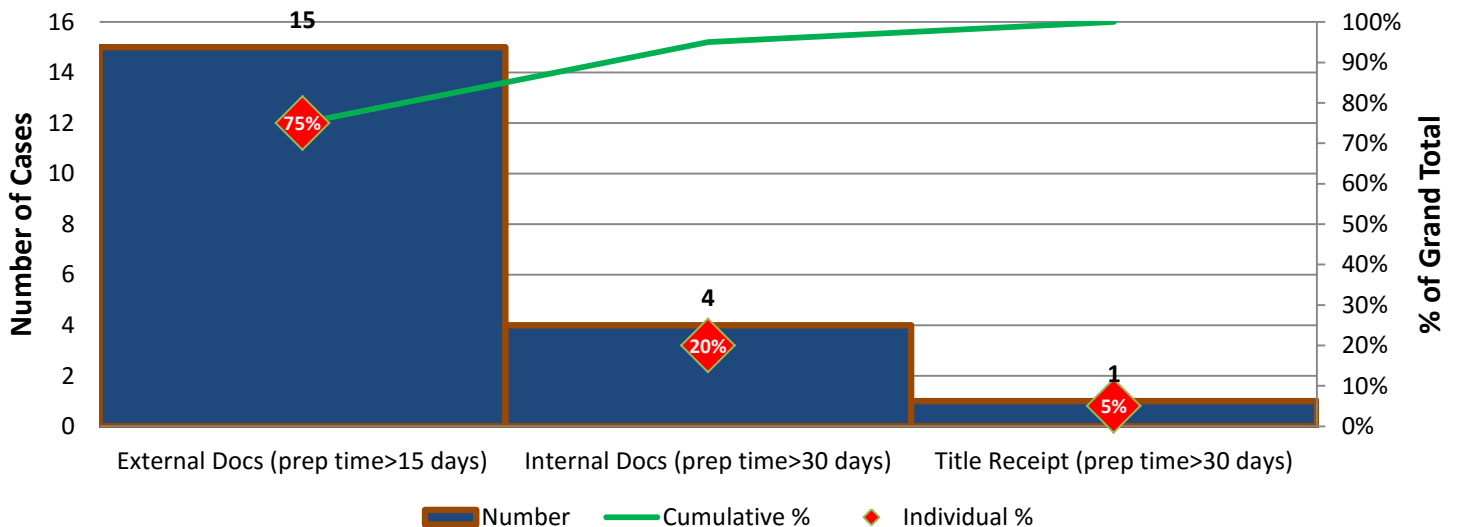
Process: Acquisitions

8/17/2017		Source Summary	Continuous Improvement Summary			
Baseline: FY2012 - 2 properties		Data Source: SharePoint Goal Source: N/A Benchmark Source: TBD	Plan-Do-Check-Act Step 1: Define the problem			
Goal: N/A - input measure			Measurement Method: Count of properties acquired by the Vacant & Public Property division each month			
			Why Measure: To reduce the ratio of abandoned properties and to return underutilized property to productive use			
Benchmark: TBD			Next Improvement Step: Pareto Analysis on root causes of slow acquisitions			
How Are We Doing?						
Aug2016-Jul2017 12 Month Goal	Aug2016-Jul2017 12 Month Actual		Jul2017 Goal		Jul2017 Actual	
TBD	122		TBD		14	
Properties	Properties		Properties		Properties	

Properties Acquired by the Landbank



Aug2016-Jul2017 Pareto Analysis



Properties Disposed by the Landbank Develop Louisville

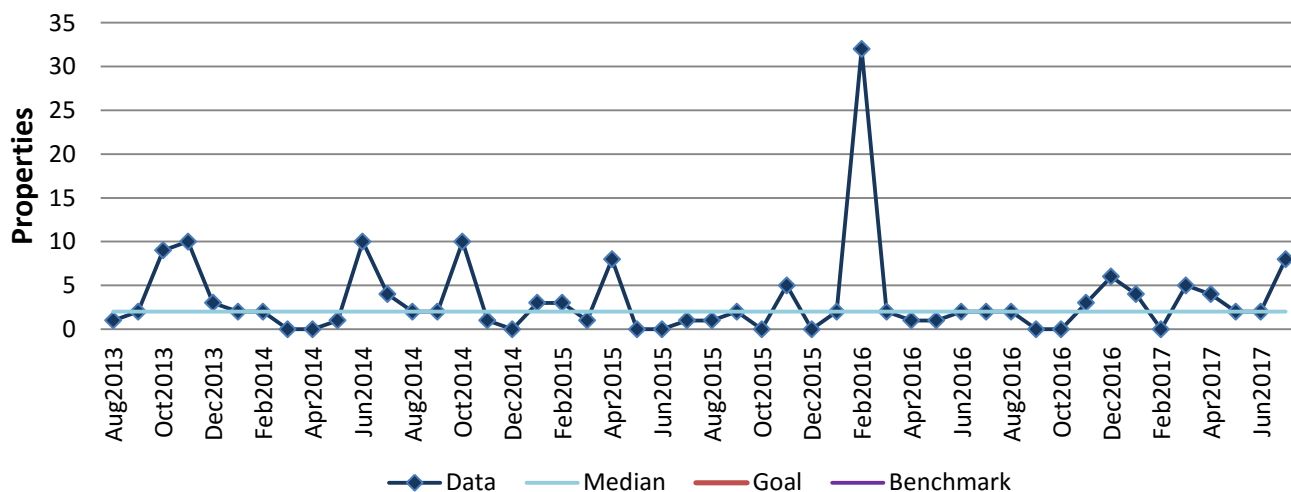


KPI Owner: Latondra Yates & Connie Sutton

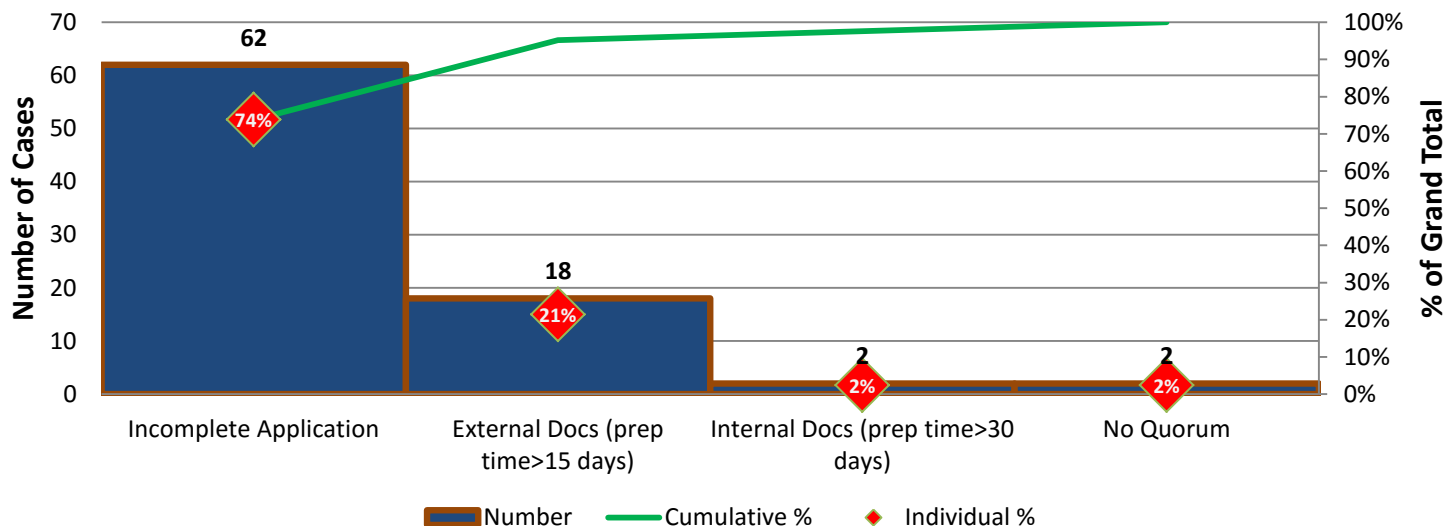
Process: Dispositions

8/17/2017		Source Summary	Continuous Improvement Summary		
Baseline: FY2012 - 14 properties Goal: TBD Benchmark: TBD		Data Source: SharePoint	Plan-Do-Check-Act Step 1: Define the problem		
		Goal Source: TBD	Measurement Method: Count of properties disposed by the Vacant & Public Property divisions each month		
		Benchmark Source: TBD	Why Measure: To reduce the inventory of vacant properties and to return underutilized property to productive use		
		Next Improvement Step: Conduct in depth Pareto Analysis on root causes of fewer dispositions			
How Are We Doing?					
Aug2016-Jul2017 12 Month Goal	Aug2016-Jul2017 12 Month Actual		Jul2017 Goal	Jul2017 Actual	
TBD	36		TBD	8	
Properties	Properties		Properties	Properties	

Properties Disposed by the Landbank



Aug2016-Jul2017 Pareto Analysis



Vacant & Abandoned Property Statistics

8/17/2017

HOPPER ITEMS

	Topic	Date
1	AUP Project Update - Presentation	September
2	URC Inventory Reconciliation Update	October
3	Foreclosure Priority Ranking System	December

**Presentation dates are subject to change.*

LIVE Streaming of the Joint Meeting is available online at:

[VAPStat Joint Meeting Streaming Video](#)

The VAPStat Joint Meeting is administered by the
Office of Vacant & Public Property Administration
Metro Development Center, 444 S. 5th Street, Fifth Floor
Phone: (502)574-4016 Fax: (502)574-4199 Email: vapstat@louisvilleky.gov

