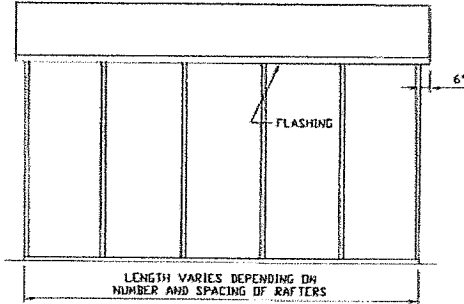
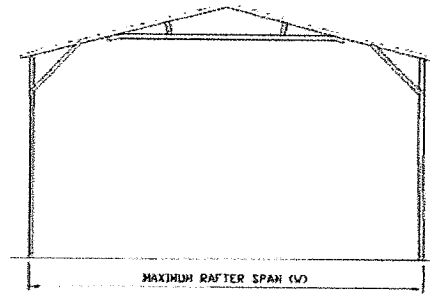


BOX EAVE FRAME RAFTER STRUCTURE (Sheets 4A, 4B, 4C, 4D, 4E, 4F, 6, 7, 9, AND 11)



TYPICAL SIDE ELEVATION-HORIZONTAL ROOF

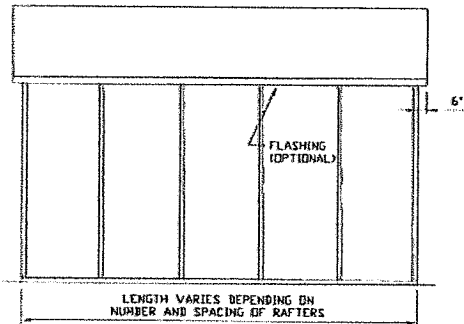
SCALE: NTS



TYPICAL END ELEVATION-HORIZONTAL ROOF

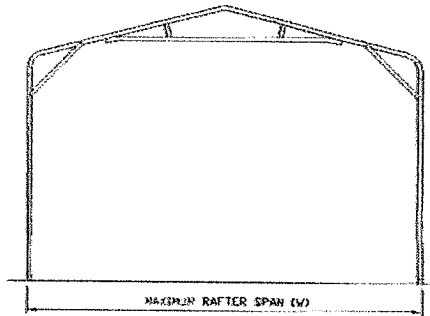
SCALE: NTS

BOW FRAME RAFTER STRUCTURE (Sheets 5A, 5B, 6, 8, AND 10)



TYPICAL SIDE ELEVATION

SCALE: NTS



TYPICAL END ELEVATION

SCALE: NTS

INSTALLATION NOTES AND SPECIFICATIONS

- DESIGN IS FOR MAXIMUM 30' WIDE x 20' EAVE HEIGHT OPEN CARPORT STRUCTURES.
- DESIGN WAS DONE IN ACCORDANCE WITH THE 2014 FLORIDA BUILDING CODE (FBC) 5TH EDITION, 2012 NORTH CAROLINA BUILDING CODE, 2006 INTERNATIONAL BUILDING CODE (IBC), 2009 IBC 2012 IBC AND 2015 IBC
- DESIGN LOADS ARE AS FOLLOWS:
 - A) DEAD LOAD = 15 PSF
 - B) LIVE LOAD = 12 PSF
 - C) GROUND SNOW LOAD = 30 PSF ($\leq 24'$), 35 PSF ($24' < W \leq 30'$), 35 PSF @ 4'-0" O.C. SPACING ($\leq 24'$)
(MAXIMUM 45 PSF FOR EXPOSURE B AND 55 PSF FOR EXPOSURE C AT 4'-0" O.C. SPACING)
- LOW ULTIMATE WIND SPEED (LV) 105 TO 140 MPH (NOMINAL WIND SPEED 81 TO 108 MPH); MAXIMUM RAFTER/POST AND END POST SPACING = 50 FEET
- HIGH ULTIMATE WIND SPEED (HW) 141 TO 170 MPH (NOMINAL WIND SPEED 109 TO 132 MPH); MAXIMUM RAFTER/POST AND END POST SPACING = 40 FEET
- LOW HAZARD RISK CATEGORY I (WIND).
- WIND EXPOSURE CATEGORY B OR C.
- SPECIFICATIONS APPLICABLE TO 29 GAUGE METAL PANELS FASTENED DIRECTLY TO 2 1/2" x 2 1/2" - 14 GAGE TUBE STEEL (TS) FRAMING MEMBERS (UNLESS NOTED OTHERWISE).
- AVERAGE FASTENER SPACING ON-CENTERS ALONG RAFTERS OR HAT CHANNELS, AND COLUMNS (INTERIOR OR END) = 8' O.C. (MAX.)
- FASTENERS CONSIST OF #12-14x3/4" SELF-DRILLING FASTENER (SDF), USE CONTROL SEAL WASHER WITH EXTERIOR FASTENERS. SPECIFICATIONS APPLICABLE ONLY FOR MEAN ROOF HEIGHT OF 20 FEET OR LESS, AND ROOF SLOPES OF 14" (3/12 PITCH) OR LESS SPACING REQUIREMENTS FOR OTHER ROOF HEIGHTS AND/OR SLOPES MAY VARY
- ANCHORS SHALL BE INSTALLED THROUGH BASE RAIL WITHIN 6" OF EACH RAFTER COLUMN ALONG SIDES
- GROUND ANCHORS (SOIL NAILS) CONSIST OF #4 REBAR W/ WELDED NUT x 30" LONG IN SUITABLE SOIL CONDITIONS OPTIONAL ANCHORAGE MAY BE USED IN SUITABLE SOILS AND MUST BE USED IN UNSUITABLE SOILS AS NOTED. NOT ALLOWED FOR HIGH WIND APPLICATION
- WIND FORCES GOVERN OVER SEISMIC FORCES. SEISMIC PARAMETERS ANALYZED ARE:
 - SOIL SITE CLASS = D
 - RISK CATEGORY I/II/III
 - R = 325 $I_e = 10$
 - $S_{DS} = 1.522$ $V = C_s W$
 - $S_{M1} = 0.839$

**MOORE AND ASSOCIATES
ENGINEERING AND CONSULTING, INC.**

DRAWN BY: JRS

CHECKED BY: PBN

PROJECT MGR: VSM

CLIENT: CAROLINA
CARPORTS

CAROLINA CARPORTS, INC.
187 CARDINAL RIDGE TRAIL
DOBSON, NC 27017
30'x20' FULLY OPEN STRUCTURE

DATE: 4-6-17

SHT. 3

SCALE: NTS

DWG. NO: SK-1

JOB NO: 151565
161355

REV: 7

THIS DOCUMENT IS THE PROPERTY OF MOORE AND ASSOCIATES ENGINEERING AND CONSULTING. THE UNAUTHORIZED REPRODUCTION, COPYING, OR OTHERWISE USE OF THIS DOCUMENT IS STRICTLY PROHIBITED AND ANY INFRINGEMENT THEREUPON MAY BE SUBJECT TO LEGAL ACTION.

RECEIVED

NOV 06 2017

PLANNING &
DESIGN SERVICES

17 VARIANCE 1087