VISION ENGINEERING
128 E. Reynold Rd, Ste 150
Lexington, Kentucky 40517
Ph: 859-333-8015
Fax: 859-523-0095

Date: June 16. 2020

Louisville Metro Board of Zoning Adjustment
LOUISVILLE FORWARD
444 S. 5TH Street, Suite 300
Louisville, KY 40202
Office: 502.574.5256

Re: Derby City Gaming and Racing
4520 Poplar Level Road
Louisville, KY 40213
Modified Conditional Use Permit

Please find this letter in conjunction with the application for the Modified Conditional Use Permit for the Derby City Gaming facility located at 4520 Poplar Level Road. In August of 2017, The Louisville Metro Board of Zoning Adjustment granted a Modified Conditional Use Permit for the construction of 85,000 square feet pari-mutuel wagering facility under Case No. 17CUP1055. Based on that approval Churchill Downs Inc, constructed the 85,000 square feet facility, parking, and associated parking lot. This facility was open in August 2018.

This request is to allow the expansion of 8,120 square feet to the already constructed 85,000 square feet facility. The proposed expansion will be located at the eastern side of the existing building. The proposed expansion will not have any adverse effect on any adjacent properties and it is consistent with the existing use of the facility.

Should you have any questions or need additional information, please do not hesitate to call.

Sincerely,

Jihad Hallany

Jihad A. Hallany, P.E.
Jhallany@visionengr.com

RECEIVED
JUN 18 2020
PLANNING & DESIGN SERVICES

20-MCUP-0011

DERBY CITY GAMING

SOUTH SMOKING PATIO ADDITION

4520 POPLAR LEVEL ROAD

LOUISVILLE, KENTUCKY



PROJECT DATA & CODE STANDARDS

- PROJECT NAME: SOUTH SMOKING PATIO ADDITION
- PROJECT LOCATION: 4520 POPLAR LEVEL ROAD, LOUISVILLE, KENTUCKY
- CONSTRUCTION TYPE: II-B, FULLY SPRINKLERED
- USE GROUP: ASSEMBLY A2
- SQUARE FOOTAGE: 8,390 SF

CODES CURRENTLY ADOPTED BY KENTUCKY

KENTUCKY BUILDING CODE (BASED ON 2012 IBC)	2013
INTERNATIONAL MECHANICAL CODE	2012
INTERNATIONAL ENERGY CONSERVATION CODE (FOR USE WITH KBC ONLY)	2012
ICC/ANSI A117.1 ACCESSIBLE AND USABLE BUILDINGS AND FACILITIES	2009
KENTUCKY STATE PLUMBING LAW REGULATIONS & CODE (815 KAR CHAPTER 20)	CURRENT
STATE BOILER REGULATION (KRS 236, 815 KAR 15)	CURRENT
NFPA 1 FIRE PREVENTION CODE (AS DIRECTED BY 815 KAR 10:60 KENTUCKY STANDARDS OF SAFETY)	2012
NFPA 13 INSTALLATION OF SPRINKLER SYSTEMS	2010
NFPA 14 INSTALLATION OF STANDPIPE AND HOSE SYSTEMS	2010
NFPA 54 NATIONAL FUEL GAS CODE	2009
NFPA 70 NATIONAL ELECTRICAL CODE	2014
NFPA 72 NATIONAL FIRE ALARM AND SIGNALING CODE	2010
NFPA 101 LIFE SAFETY CODE	2009
GB-6341 STRUCTURAL ENGINEERS ASSOCIATION OF KENTUCKY SPECIAL INSPECTION GUIDELINES, THIRD EDITION	MARCH 2007
PUBLIC HEALTH CODE	CURRENT
OSHA TITLE 29 LABOR	CURRENT

THE ABOVE IS FOR REFERENCE ONLY AND IS ONLY REPRESENTATIVE OF THE MANY CODES AND STANDARDS CURRENTLY USED IN KENTUCKY. FOR SPECIFIC APPLICATIONS NOT LISTED ABOVE, CONTACT DEPARTMENT OF HOUSING, BUILDINGS AND CONSTRUCTION, DIVISION OF BUILDING CODES ENFORCEMENT OR REFER TO CHAPTER 35 OF THE KBC.

GENERAL NOTES

1. THE CONTRACTOR SHALL VERIFY ALL DIMENSIONS BY MEASUREMENTS AT THE JOB SITE AND SHALL TAKE ANY AND ALL OTHER MEASUREMENTS NECESSARY TO VERIFY THE DRAWINGS AND TO PERFORM THE WORK PROPERLY. ANY DISCREPANCY BETWEEN THE DRAWINGS AND THE MEASURED DIMENSIONS OF THE EXISTING STRUCTURE SHALL BE IMMEDIATELY BROUGHT TO THE ATTENTION OF THE ARCHITECT. NO WORK SHALL PROCEED UNTIL SUCH DISCREPANCY HAS BEEN RECTIFIED. SUCH DISCREPANCIES SHALL NOT BE THE REASON FOR ANY EXTRA COST OR DELAY IN THE EXECUTION OF THE WORK AND THE WORK SHALL BE PERFORMED PER INTENT OF THE CONTRACT DOCUMENTS AT NO EXTRA COST TO THE OWNER. THE ARCHITECT SHALL BE CONSULTED IN ALL CASES WHERE CUTTING AND A STRUCTURAL PORTION OF THE BUILDING IS EITHER DESIRABLE OR NECESSARY SO THAT SATISFACTORY STRUCTURAL REINFORCEMENT MAY BE PROVIDED.
2. THE CONTRACTOR ALONE SHALL BE RESPONSIBLE FOR THE SAFETY OF THE EXISTING STRUCTURE DURING THE ENTIRE CONSTRUCTION OF THE ALTERATIONS TO THE EXISTING STRUCTURE AND SHALL TAKE ADEQUATE PRECAUTION TO PREVENT DAMAGE TO THE EXISTING STRUCTURE IN ANY WAY. SHOULD DAMAGE TO THE EXISTING STRUCTURE OCCUR, THE ARCHITECT SHALL BE CONSULTED AND DAMAGE SHALL BE RECTIFIED TO THE ENTIRE SATISFACTION OF THE OWNER AND ARCHITECT AT NO EXTRA COST TO THE OWNER.
3. ALL DIMENSIONS INDICATED ON THE DRAWINGS ARE APPROXIMATE AND SHALL NOT BE USED FOR ORDERING AND/OR FABRICATING MATERIALS. THE CONTRACTOR SHALL FIELD CHECK ALL DIMENSIONS PRIOR TO ORDERING AND/OR FABRICATING MATERIALS.
4. THE CONTRACTOR SHALL NOT DETAIL, ORDER AND/OR FABRICATE ANY MATERIAL WITHOUT COORDINATING THE SAME WITH THE ACTUAL FIELD CONDITIONS. THE CONTRACTOR ALONE IS RESPONSIBLE FOR THE PROPER FITTING AND CONNECTION OF THE NEW CONSTRUCTION TO THE EXISTING CONSTRUCTION.
5. THE CONTRACTOR SHALL PROVIDE ALL LABOR, MATERIALS, EQUIPMENT, TOOLS, APPLIANCES, SERVICES, TRUCKING, HOISTING, SCAFFOLDING, TESTING, LAYOUT, SUPERVISION, ENGINEERING AND ALL OTHER OPERATIONS REQUIRED TO REMOVE EXISTING AND TO FURNISH AND INSTALL ALL WORK REQUIRED IN THE CONTRACT DOCUMENTS.
6. SPECIAL NOTICE: NOT APPLICABLE
7. THE CONTRACTOR SHALL SUPERVISE AND DIRECT HIS WORK AND HE SHALL BE SOLELY RESPONSIBLE FOR ALL CONSTRUCTION MEANS, METHODS, TECHNIQUES, SEQUENCES, AND PROCEDURES, AS PART OF HIS RESPONSIBILITY. THE CONTRACTOR SHALL DESIGN AND SUPERVISE THE CONSTRUCTION OF ANY SCAFFOLDING FOR HIS WORKMEN AND SHORING OF NEW AND EXISTING ELEMENTS OF THE CONSTRUCTION AFFECTED BY HIS WORK.
8. THE CONTRACTOR REPRESENTS THAT HE IS FAMILIAR WITH, AND HAS EXPERTISE IN THE SCOPE OF THIS WORK. THE CONTRACTOR AGREES THAT THE CONTRACT INCLUDES ALL WORK FOR THAT SCOPE THAT MAY BE REQUIRED.
9. VERIFY THE CONDITIONS OF THE REQUIRED CONSTRUCTION AT THE SITE. COMPARE THESE WITH THE DRAWINGS AND ANY DIFFERENCES SHALL BE BROUGHT TO THE IMMEDIATE ATTENTION OF THE ARCHITECT FOR CLARIFICATION BEFORE THE BID PROPOSAL IS SUBMITTED. THE SUBMISSION OF THE BID PROPOSAL IMPLIES THAT AN INVESTIGATION OF THE SITE CONDITIONS HAS BEEN MADE AND THE METHODS OF CONSTRUCTION ARE UNDERSTOOD.
10. THE CONTRACTOR IS RESPONSIBLE FOR THE PROTECTION OF THIS WORK DURING FABRICATION, TRANSIT, STORAGE, INSTALLATION AND UNTIL FINAL ACCEPTANCE BY THE OWNER UPON COMPLETION. THE CONTRACTOR SHALL CLEAN ALL WORK AND REPAIR, REFINISH OR REPLACE ANY DAMAGED WORK TO THE SATISFACTION OF THE ARCHITECT AND THE OWNER.
11. THE CONTRACTOR SHALL REMOVE ALL RUBBISH AND DEBRIS FROM THE PROJECT SITE AT THE CLOSE OF EACH DAY'S WORK. ALL SUCH MATERIALS SHALL BE DISPOSED OF OFF SITE IN A LEGAL MANNER. THE AREA OF WORK SHALL BE MAINTAINED BROOM CLEAN AT ALL TIMES.
12. THE OWNER WILL NOT BE RESPONSIBLE FOR LOSS OF OR DAMAGE TO, ANY OF THE CONTRACTOR'S TOOLS, EQUIPMENT, OR MATERIALS BY ANY CAUSE.
13. NOTHING STATED IN THE CONTRACT DOCUMENTS IS INTENDED TO CONFLICT WITH ANY APPLICABLE STANDARD, REGULATION, OR CODE.
14. WHEN MANUFACTURER'S OF MATERIALS OR FIXTURES USED ON THIS PROJECT PROVIDE INSTALLATION OR MAINTENANCE DIRECTIONS NOT COVERED IN THE SPECIFICATIONS OR DETAILED ON THE DRAWINGS, THE CONTRACTOR FURNISHING THE ITEM SHALL FOLLOW SUCH DIRECTIONS, AND SHALL ISSUE APPROPRIATE COPIES TO HIS SUBCONTRACTORS AND TO OTHER AFFECTED CONTRACTORS.
15. EXISTING STEEL FIRE PROOFING THAT IS DAMAGED AS A RESULT OF THE NEW CONSTRUCTION SHALL BE PATCHED WITH MATERIALS OF TYPE AND THICKNESS TO MATCH THE EXISTING AND TO MAINTAIN THE FIRE RESISTANCE INTEGRITY OF THE EXISTING INSTALLATION.
16. THE CONTRACTOR SHALL SECURE ALL PERMITS AND THE OWNER PAY ALL FEES FOR PERMITS AND INSPECTIONS AS REQUIRED FOR THE WORK.
17. ALL WORK SHALL BE PERFORMED IN STRICT COMPLIANCE WITH ALL APPLICABLE STATE AND LOCAL BUILDING CODES AND REGULATIONS GOVERNING THE WORK INCLUDING BUT NOT LIMITED TO THE 2013 KENTUCKY BUILDING CODE (BASED ON THE 2012 INTERNATIONAL BUILDING CODE) INCLUDING ALL SUPPLEMENTS AS ADOPTED, ETC.
18. ALL FINISHED MATERIALS ON WALLS AND CEILINGS IN CORRIDORS SERVING AS AN EXIT ACCESS SHALL HAVE A FLAME SPREAD RATING OF 0 TO 25. FINISHED MATERIALS ON WALLS AND CEILINGS IN ROOMS SHALL HAVE A FLAME SPREAD RATING OF 26 TO 75. THE CLASSIFICATION OF INTERIOR FINISHES REFERRED TO HEREIN CORRESPOND TO FLAME SPREAD RATINGS DETERMINED BY ASTM E84. ALL FINISH MATERIALS SHALL BE ATTACHED TO PARTITIONS WITH MECHANICAL FASTENERS OR CONSTRUCTION ADHESIVES MEETING THE REQUIREMENTS OF INTERNATIONAL BUILDING CODE SECTION 803.1
19. ALL WOOD MATERIALS USED SHALL BE PRESSURE-TREATED WITH FIRE-RETARDANT CHEMICALS IN ACCORDANCE WITH INTERNATIONAL BUILDING CODE SECTION 2303.2 AND SHALL MEET THE FLAME SPREAD CRITERIA WHEN TESTED IN ACCORDANCE WITH ASTM E84. THE MATERIAL SHALL BEAR THE IDENTIFICATION OF AN ACCREDITED AUTHORITATIVE TESTING OR INSPECTION AGENCY SHOWING THE PERFORMANCE RATING THEREOF.
20. WOOD MOLDINGS, TRIM, WAINSCOT, ETC. SHALL BE DIRECTLY ATTACHED TO A FIRE RESISTANT SUBSTRATE WITH MECHANICAL FASTENERS AND/OR ADHESIVE COMPLYING WITH INTERNATIONAL BUILDING CODE SECTION 803.11 AND SECTION 717.2.6. FURRING, IF REQUIRED, SHALL BE FIRE STOPPED WITH SOLID BLOCKING SPACED A MAXIMUM OF 8-FOOT ON CENTER. WOOD FURRING, WHERE REQUIRED, SHALL BE FIRE TREATED LUMBER CONFORMING TO ASTM E84, HAVING A THICKNESS NOT GREATER THAN 1-1/4".
21. THE CONTRACTOR SHALL INSTALL BACKING PLATES IN NEW AND EXISTING PARTITIONS AND CEILINGS AS REQUIRED FOR THE ATTACHMENT OF ALL FIXTURES, EQUIPMENT, LIGHT FIXTURES, CANOPIES, VALENCES, CABINETS, MILLWORK AND OTHER SIMILAR ITEMS. THE DRYWALL CONTRACTOR SHALL BE RESPONSIBLE TO SEE THAT THE VARIOUS OTHER TRADES SUBMIT THEIR SHOP DRAWINGS AND SPECIAL DETAILS AND THE BACKING PLATES IN AMPLE TIME FOR INSTALLATION. BACKING PLATES SHALL BE 6" WIDE MINIMUM, 18 GAUGE SHEET METAL. BACKING PLATES SHALL BE LONG ENOUGH TO COVER AT LEAST 2 STUDS, AND SHALL BE FASTENED TO EACH STUD AT TOP AND BOTTOM OF PLATE.
22. ALL NEW MILLWORK AND CASEWORK SHALL CONFORM TO THE ARCHITECTURAL WOODWORK INSTITUTE PREMIUM GRADE.
23. INSTALL ALL WORK RIGID AND SECURE, PLUMB AND LEVEL. IN ALL INSTANCES WHERE NEW MILLWORK OR CASEWORK ADJOINS EXISTING, MODIFY EXISTING AS REQUIRED AND CUT AND SCRIBE NEW WORK INTO EXISTING TO MAKE A NEAT JOINT.
24. ALL NEW CARPETING SHALL MEET THE FIRE RESISTIVE REQUIREMENTS OF INTERNATIONAL BUILDING CODE INCLUDING ALL CURRENT SUPPLEMENTS AS ADOPTED AND SPECIFICALLY, CARPET MATERIALS SHALL COMPLY WITH THE DOC FF-1 "PILL TEST" (CPSC 16 CFR 1630) "STANDARD FOR THE SURFACE FLAMMABILITY OF CARPETS AND RUGS" AS DEFINED BY THE CONSUMER PRODUCT SAFETY COMMISSION.
25. WHERE THE CONTRACTOR IS INSTALLING MATERIALS PROVIDED BY THE OWNER (I.E. WALL COVERING, CARPET, UPHOLSTERY, ETC.), THE CONTRACTOR SHALL PROVIDE THE OWNER WITH EXACT QUANTITIES REQUIRED FOR EACH MATERIAL.

CONTACT INFORMATION

OWNER
CHURCHILL DOWNS, INC
600 HURSTBOURNE PKWY.
LOUISVILLE, KY 40222
VOICE: 217-539-4700
FAX:
ATTN: DAVE ZIEGLER

ARCHITECT
R2 ARCHITECTS, LLC
110 KRESSON-GIBBSBORO ROAD
SUITE 8
VOORHEES, NJ 08043
VOICE: 856-566-1515
FAX: 856-566-0930
ATTN: MICHAEL POWELL
JOHN P. RUIZ
SUE CORSO

STRUCTURAL
MacINTOSH ENGINEERING
300 DELAWARE AVENUE
SUITE 820
WILMINGTON, DE 19801
VOICE: 302-252-0200
FAX: 302-252-0201
ATTN: ROBERT T. MACINTOSH
RICK SAVONA

MPE ENGINEER
GIOVANETTI SHULMAN ASSOCIATES
370 REED ROAD - SUITE 20155
BROOMALL, PA 19008
VOICE: 610-326-7700
FAX: 610-326-7705
ATTN: JIM MATREALE
JOE RUFFO
MARK SHULMAN

AUDIO VIDEO
KMK TECHNOLOGIES, LLC
MARSHALL-KMK ACOUSTICS, LTD
677 WILLOW GROVE ROAD
MONROEVILLE, NJ 08343
VOICE: 215-990-3187
FAX:
ATTN: TOM KNAUSS

FOOD SERVICE
CORSI ASSOCIATES, LLC
6712 WASHINGTON AVENUE
SUITE 209A
EGG HARBOR TWP., NJ 08234
VOICE: 609-241-1719
FAX:
ATTN: JON S. ROSKY

SECURITY
M. MALIA & ASSOCIATES
6712 WASHINGTON AVE, SUITE 205
EGG HARBOR TOWNSHIP, NJ 08234
VOICE: 609-645-5030
FAX:
ATTN: STEPHEN J. MALIA

CIVIL
VISION ENGINEERING
128 EAST REYNOLDS RD, SUITE 150
LEXINGTON, KY 40517
VOICE: 859-559-0516
FAX: 859-623-0089
ATTN: JHAD HALLAWY, P.E.
PAUL PUCKETT

DRAWING SYMBOLS



R2A

R2Architects, LLC
110 Kresson-Gibbsboro Road
Suite 8
Voorhees, New Jersey 08043
voice 856 566 1515
fax 856 566 0930
web www.R2Architects.com

David J. Rudzenski, AIA
KY Registration No 7601
Date

PROJ.#: 19680.07

THESE DRAWINGS ARE BASED ON AVAILABLE DOCUMENTS AND GENERAL FIELD SURVEY OF THE BUILDING.

RELIANCE ON THESE DOCUMENTS IS LIMITED TO THE GENERAL LAYOUT, DESIGN CONCEPT AND SCOPE OF WORK.

CONTRACTORS SUBMITTING BIDS MUST VERIFY, THROUGH PRIOR FIELD INVESTIGATION AND SURVEY OF EXISTING CONDITIONS AND DIMENSIONS, THAT HIS BID INCLUDES ALL WORK REQUIRED AND REFLECTS ACTUAL CONDITIONS OF THE BUILDING.

ALL DIMENSIONS MUST BE VERIFIED BY FIELD INSPECTOR AND THE ARCHITECT NOTIFIED OF ANY DISCREPANCIES BEFORE PROCEEDING WITH THE CONSTRUCTION. DO NOT SCALE DRAWINGS.

© R2ARCHITECTS, LLC

PROJECT TITLE

DERBY CITY GAMING

SOUTH SMOKING PATIO EXPANSION

4520 POPLAR LEVEL ROAD

LOUISVILLE KENTUCKY 40213

DRAWING TITLE

COVER SHEET

SCALE	AS NOTED
DRAWN	MP
CHECKED	MP
APPROVED	DJR, JPR

SUBMISSIONS / REVISIONS		
TYP	DATE	DESCRIPTION
	3/13/20	SPRINKLER PACKAGE
	3/20/20	PROGRESS SDs
	4/3/20	ISSUED FOR CONST.

CS10.01

DRAWING INDEX

● INDICATES NEW OR REVISED DRAWINGS
○ INDICATES DRAWINGS RE-ISSUED WITHOUT CHANGE

		04 / 03 / 2020 ISSUED FOR CONSTRUCTION
	ARCHITECTURAL DRAWINGS	
CS10.01	COVER SHEET	●
CS10.02	DRAWING INDEX	●
A00.01	ACCESSIBILITY STANDARDS	●
LS110.01	LIFE SAFETY PLAN	●
A100.01	DEMOLITION PLAN, FLOOR PLAN, PARTITION TYPES & WALLWORK DETAILS	●
A115.01	ROOF PLAN & DETAILS	●
A205.01	REFLECTED CEILING PLANS	●
A300.01	EXTERIOR ELEVATIONS & TRESPA ELEVATIONS	●
A300.02	STANDARD TRESPA DETAILS	●
A300.03	STANDARD LIFT DETAILS	●
A400.01	BUILDING SECTIONS	●
A411.01	WALL SECTION	●
A411.02	WALL SECTIONS	●
A411.03	WALL SECTIONS	●
A411.04	WALL SECTIONS	●
A550.01	DOOR SCHEDULE, FRAMES & DETAILS, STOREFRONT ELEVATION	●
	INTERIOR DESIGN	
I030.00	FINISH SCHEDULE & FINISH PLAN	●
I030.01	INTERIOR ELEVATIONS	●
I030.02	INTERIOR ELEVATIONS	●
	STRUCTURAL DRAWINGS (ISSUED 03/31/2020)	
S001	COVER SHEET	●
S002	GENERAL NOTES	●
S003	SPECIAL INSPECTIONS	●
S004	PROJECT SCHEDULES	●
S100	FOUNDATION PLAN	●
S101	ROOF & HIGH ROOF FRAMING PLAN	●
S500	TYPICAL FOUNDATION DETAILS	●
S501	FOUNDATION SECTIONS	●
S510	TYPICAL FRAMING DETAILS	●
S511	FRAMING SECTIONS	●

DRAWING INDEX CONTINUED

● INDICATES NEW OR REVISED DRAWINGS
○ INDICATES DRAWINGS RE-ISSUED WITHOUT CHANGE

		04 / 03 / 2020 ISSUED FOR CONSTRUCTION
	MECHANICAL	
M00.00	MECHANICAL NOTES, SCOPE AND LEGEND	●
M100.01	MECHANICAL NEW WORK LOWER PLAN	●
M100.02	MECHANICAL NEW WORK COLUMN UPPER PLAN	●
M200.00	MECHANICAL DETAILS AND SCHEDULES	●
	PLUMBING	
P00.00	PLUMBING NOTES, SCOPE AND LEGEND	●
P100.00	PLUMBING DEMOLITION FLOOR PLAN	●
P100.01	PLUMBING NEW WORK FLOOR PLAN	●
P100.02	PLUMBING NEW WORK ROOF PLAN	●
P200.01	PLUMBING SCHEDULES AND DETAILS	●
	FIRE PROTECTION	
FP00.00	FIRE PROTECTION ABBREVIATION, SYMBOLS AND NOTES	●
FP100.01	FIRE PROTECTION PLAN	●
	ELECTRICAL	
E00.00	ELECTRICAL NOTES, SCOPE AND LEGEND	●
E10.00	ELECTRICAL NEW WORK COLUMN FLOOR PLAN	●
E10.01	ELECTRICAL NEW WORK POWER PLAN	●
E13.01	ELECTRICAL NEW WORK ROOF PLAN	●
E20.01	ELECTRICAL NEW WORK POWER PLAN	●
E30.01	ELECTRICAL NEW WORK FOOD SERVICE PLAN	●
E00.01	ELECTRICAL SINGLE LINE DIAGRAM	●
E00.02	ELECTRICAL PANEL SCHEDULES	●
	FIRE ALARM	
FA00.00	FIRE ALARM NOTES, SCOPE AND LEGEND	●
FA100.01	FIRE ALARM NEW WORK FLOOR PLAN	●
	LOW VOLTAGE	
LV00.00	LOW VOLTAGE NOTES, SCOPE AND LEGEND	●
LV100.01	LOW VOLTAGE NEW WORK SYSTEM PLAN	●
LV200.01	LOW VOLTAGE NEW WORK CEILING PLAN	●
LV300.01	LOW VOLTAGE SINGLE LINE AND DETAILS	●

DRAWING INDEX CONTINUED

● INDICATES NEW OR REVISED DRAWINGS
○ INDICATES DRAWINGS RE-ISSUED WITHOUT CHANGE

		04 / 03 / 2020 ISSUED FOR CONSTRUCTION
	AUDIO VIDEO	
AV-0.00	AV SYSTEM COVER SHEET	●
AV-1.00	AV SYSTEMS DEVICE LOCATIONS W PLAN	●
AV-2.00	AV SYSTEMS SINGLE LINE DIAGRAM PART 1	●
AV-2.01	AV SYSTEMS SINGLE LINE DIAGRAM PART 2	●
AV-3.00	AV SYSTEMS DEVICE DETAILS	●
AV-4.00	AV SYSTEMS AVR-115 DETAILS	●
	SURVEILLANCE / SECURITY	
SC00.00	SECURITY SHEET INDEX & GENERAL NOTES	●
SC10.01	FLOOR PLAN W/ CCTV & ALARM	●
SC20.01	REFLECTED CEILING PLAN W/ CCTV	●
SC50.01	FIELD CABLING, EQUIPMENT RACK AND MOUNTING DETAILS	●
SC90.01	SECURITY EQUIPMENT SCHEDULES	●
	FOOD SERVICE	
FS-1.0	FOOD SERVICE UTILITY & EQUIPMENT PLAN	●

DRAWING INDEX CONTINUED

● INDICATES NEW OR REVISED DRAWINGS
○ INDICATES DRAWINGS RE-ISSUED WITHOUT CHANGE

R2Architects, LLC

110 Kresson-Gibbsboro Road
Suite B
Voorhees, New Jersey 08043
voice 856 566 1515
fax: 856 566 0930
web www.R2Architects.com

DAVID J. RUDZENSKI
REGISTERED
NO. 7601
COMMONWEALTH OF KENTUCKY
ARCHITECT

David J. Rudzenski, AIA
KY Registration No. 7601
Date

PROJ.#: 19680.07

THESE DRAWINGS ARE BASED ON AVAILABLE DOCUMENTS AND GENERAL FIELD SURVEY OF THE BUILDING.

RELIANCE ON THESE DOCUMENTS IS LIMITED TO THE GENERAL LAYOUT, DESIGN CONCEPT AND SCOPE OF WORK.

CONTRACTOR(S) SUBMITTING BIDS MUST CERTIFY, THROUGH PRIOR FIELD INVESTIGATION AND REVIEW OF EXISTING CONDITIONS AND DIMENSIONS, THAT HE HAS INCLUDED ALL WORK REQUIRED AND REFLECTS ACTUAL CONDITIONS OF THE BUILDING.

ALL DIMENSIONS MUST BE VERIFIED BY CONTRACTOR AND THE ARCHITECT NOTIFIED OF ANY DISCREPANCIES BEFORE PROCEEDING WITH THE CONSTRUCTION. DO NOT SCALE DRAWINGS.

© R2ARCHITECTS, LLC

PROJECT TITLE

DERBY CITY GAMING

SOUTH SMOKING PATIO EXPANSION

4520 POPLAR LEVEL ROAD

LOUISVILLE
KENTUCKY 40213

DRAWING TITLE

DRAWING LIST

SCALE	AS NOTED
DRAWN	JM
CHECKED	MP
APPROVED	D.R. JM

SUBMISSIONS / REVISIONS

STM.	DATE	DESCRIPTION
	3/13/20	STRUCTURAL PACKAGE
	4/20/20	PROGRESS CDs
	4/24/20	ISSUED FOR CONST.

CS10.02

EXTERIOR ELEVATION NOTES:	EXTERIOR ELEVATION KEY:
NOTE: REFER TO STRUCTURAL, MEP AND FOOD SERVICE EQUIPMENT DRAWINGS FOR ADDITIONAL INFORMATION (01) TRESPA METEON PANEL SYSTEM: TS10 EXPOSED FASTENER SYSTEM ON ALUMINUM SUBFRAME; PROVIDE UV STABLE BLACK WEATHER BARRIER UNDER AT ALL PANEL LOCATIONS. TYP. 10MM THICKNESS. WOOD DECORS LINE COLOR CODE NR1 SANTOS PALISANDER, SATIN FINISH (02) FASNAP VERTI-RED EXPOSED FASTENER CORRUGATED METAL PANEL SYSTEM, INSTALLED HORIZONTALLY, 12" RIB SPACING, COLOR: PEWTER BIT. (03) BRICK WATER TABLE TO MATCH EXISTING. PROVIDE CAST STONE SLOPED SILL ARE BUILDING SECTIONS (04) ALUMINUM STOREFRONT GLAZING SYSTEM GLASS TO BE AS FOLLOWS: • REFLECTIVE VIRACON T VUE 30 INSULATING GLASS UNIT (GRAY NB VUE-30 T) - OR EQUAL • OPAQUE SPANDREL GLASS COLOR TBD (05) MAPES ARCHITECTURAL CANOPY OR EQUAL - SEE WALL SECTIONS (06) DOOR TYP. HSM DOORS SEE DOOR SCHEDULE (07) ALUMINUM COPING - COLOR TO MATCH EXISTING (08) NEW ARCHITECTURAL LOUVER PANEL SYSTEM TO MATCH EXISTING (NORTH SIDE OF BUILDING AT EXISTING SMOKING PATIO) (09) MECHANICAL EXHAUST, SEE MPE DRAWINGS	CORRUGATED METAL SIDING PANELS EPS BRICK TRESPA METEON PANEL SYSTEM - EXTERIOR WOOD DECOR LINE
	OPEN AREA CALCULATIONS:
	SOLID WALLS = 9,934 SF
	REQUIRED OPEN AREA = 1,987 SF
	OPEN LOUVER AREA = 2,266 SF

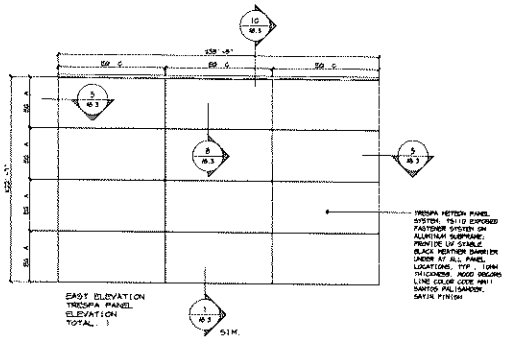

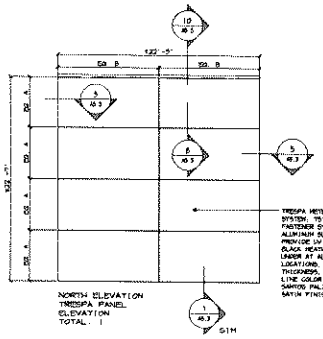

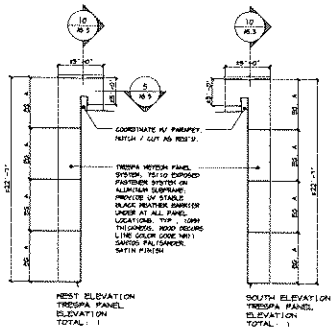

3 A30.01 TRESPA PANEL ELEVATIONS
3/16" = 1'-0"

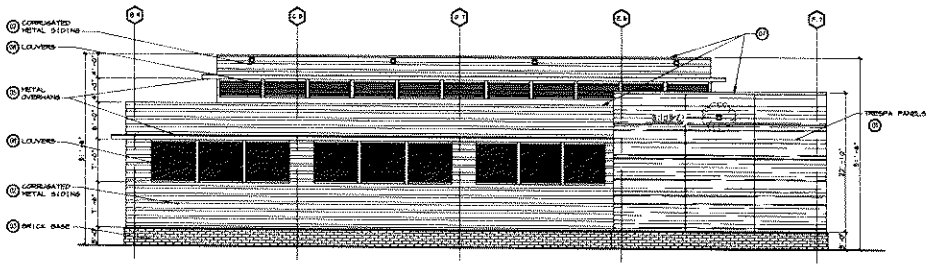

1 A30.01 LEFT (EAST) ELEVATION
1/8" = 1'-0"

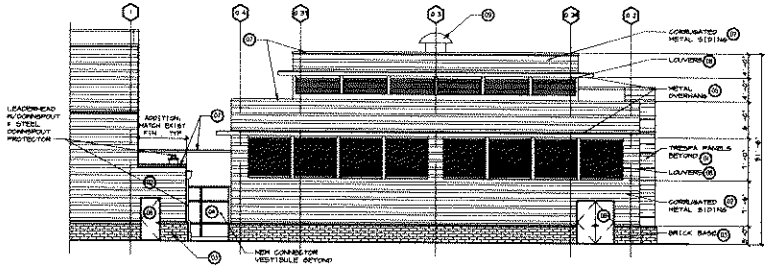

3 A30.01 REAR (SOUTH) ELEVATION
1/8" = 1'-0"

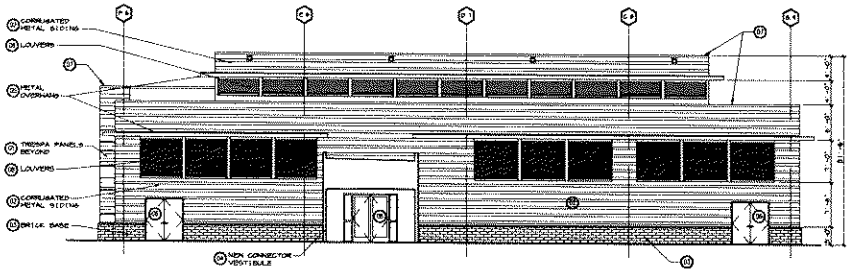

1 A30.01 RIGHT (WEST) ELEVATION
1/8" = 1'-0"

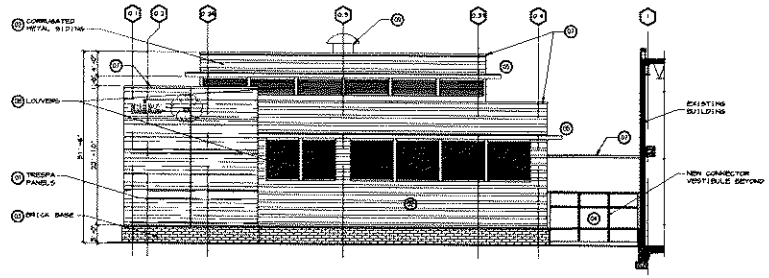

1 A30.01 FRONT (NORTH) ELEVATION
1/8" = 1'-0"

R2A

R2Architects, LLC
110 Kresson-Gibbsboro Road
Suite 8
Voorhees, New Jersey 08043
voice: 856 596 1515
fax: 856 596 0530
web: www.R2Architects.com

David J. Rudzewitz, AIA
NY Registration No. 7821
Date:

PROJ #: 19680.07

THESE DRAWINGS ARE BASED ON AVAILABLE DOCUMENTS AND GENERAL FIELD SURVEY OF THE BUILDING.

RELIANCE ON THESE DOCUMENTS IS LIMITED TO THE GENERAL LAYOUT, DESIGN CONCEPT AND SCOPE OF WORK.

CONTRACTOR(S) SUBMITTING BID MUST VERIFY, THROUGH FIELD INVESTIGATION AND SURVEY OF EXISTING CONDITIONS AND DIMENSIONS, THAT HIS BID INCLUDES ALL WORK REQUIRED AND REFLECTS ACTUAL CONDITIONS OF THE BUILDING.

ALL DIMENSIONS MUST BE VERIFIED BY CONT. TRACTOR AND THE ARCHITECT NOTIFIED OF ANY DISCREPANCIES BEFORE PROCEEDING WITH THE CONSTRUCTION. DO NOT SCALE DRAWINGS.

© R2ARCHITECTS, LLC

PROJECT TITLE

DERBY CITY GAMING

SOUTH SMOKING PATIO EXPANSION

4520 POPLAR LEVEL ROAD

LOUISVILLE KENTUCKY 40213

DRAWING TITLE

EXTERIOR ELEVATIONS

SEAL	AS NOTED
DRAWN	JJR
CHECKED	DJR
APPROVED	DJR, JJR

SUBMISSIONS / REVISIONS

SYM.	DATE	DESCRIPTION
	3/17/20	STRUCTURAL PACKAGE
	3/26/20	PROGRESS CDs
	4/3/20	ISSUED FOR CONST.

A30.01

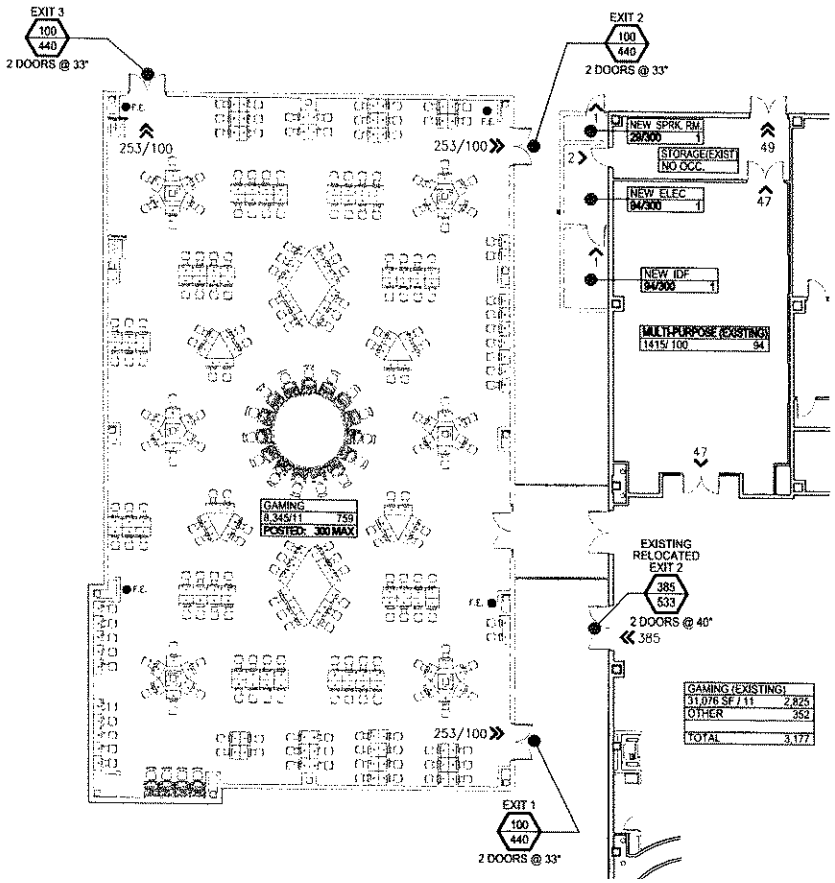

GAMING (EXISTING)	
31,076 SF / 11	2,825
OTHER	352
TOTAL	3,177

PROJECT NORTH

LIFE SAFETY PLAN

1/16" = 1'-0"

BUILDING CODE SUMMARY

USE GROUP (302.1):
A2 ASSEMBLY

CONSTRUCTION CLASSIFICATION (602.1):
IIB, FULL SPRINKLERED

PROPOSED BUILDING AREA:
FLOOR FOOTPRINT: 8,360 SQ. FT.

SYMBOLS LEGEND

- OCCUPANT LOAD
- OCCUPANT LOAD AT EXIT
- EXIT IDENTIFICATION
- EXIT OCCUPANT LOAD
- EXIT CAPACITY
- F.E. FIRE EXTINGUISHER LOCATION: MAX 75' BETWEEN EXTINGUISHERS

R2A

R2Architects, LLC

110 Kresson-Gibbsboro Road
Suite 8
Voorhees, New Jersey 08043
voice: 856 566 1515
fax: 856 566 0830
web: www.R2Architects.com

David J. Rudzenski, AIA
KY Registration No. 7601
Date

PROJ.#: 19680.07

THESE DRAWINGS ARE BASED ON AVAILABLE DOCUMENTS AND GENERAL FIELD SURVEY OF THE BUILDING.

BECAUSE OF THESE DOCUMENTS IS LIMITED TO THE GENERAL LAYOUT, INTERIOR CONCEPT AND SCOPE OF WORK.

CONTRACTOR(S) SUBMITTING BIDS MUST VERIFY, THROUGH FIELD INVESTIGATION AND SURVEY OF EXISTING CONDITIONS AND DIMENSIONS, THAT HE/SHE PROVIDES ALL WORK REQUIRED AND REFLECTS ACTUAL CONDITIONS OF THE BUILDING.

ALL DIMENSIONS MUST BE VERIFIED BY CONTRACTOR AND THE ARCHITECT NOTIFIED OF ANY DISCREPANCIES BEFORE PROCEEDING WITH THE CONSTRUCTION. DO NOT SCALE DRAWINGS.

© R2ARCHITECTS, LLC

PROJECT TITLE

DERBY CITY GAMING

SOUTH SMOKING PATIO EXPANSION

4520 POPLAR LEVEL ROAD

LOUISVILLE KENTUCKY 40213

DRAWING TITLE

LIFE SAFETY PLAN

SCALE	AS NOTED
DRAWN	DR
CHECKED	DR
APPROVED	L.S.P., P.M.

SUBMISSIONS / REVISIONS

SYM	DATE	DESCRIPTION
	3/13/20	STRUCTURAL PACKAGE
	3/20/20	PROGRESS CDs
	5/1/20	ISSUED FOR PERMIT

LS10.01

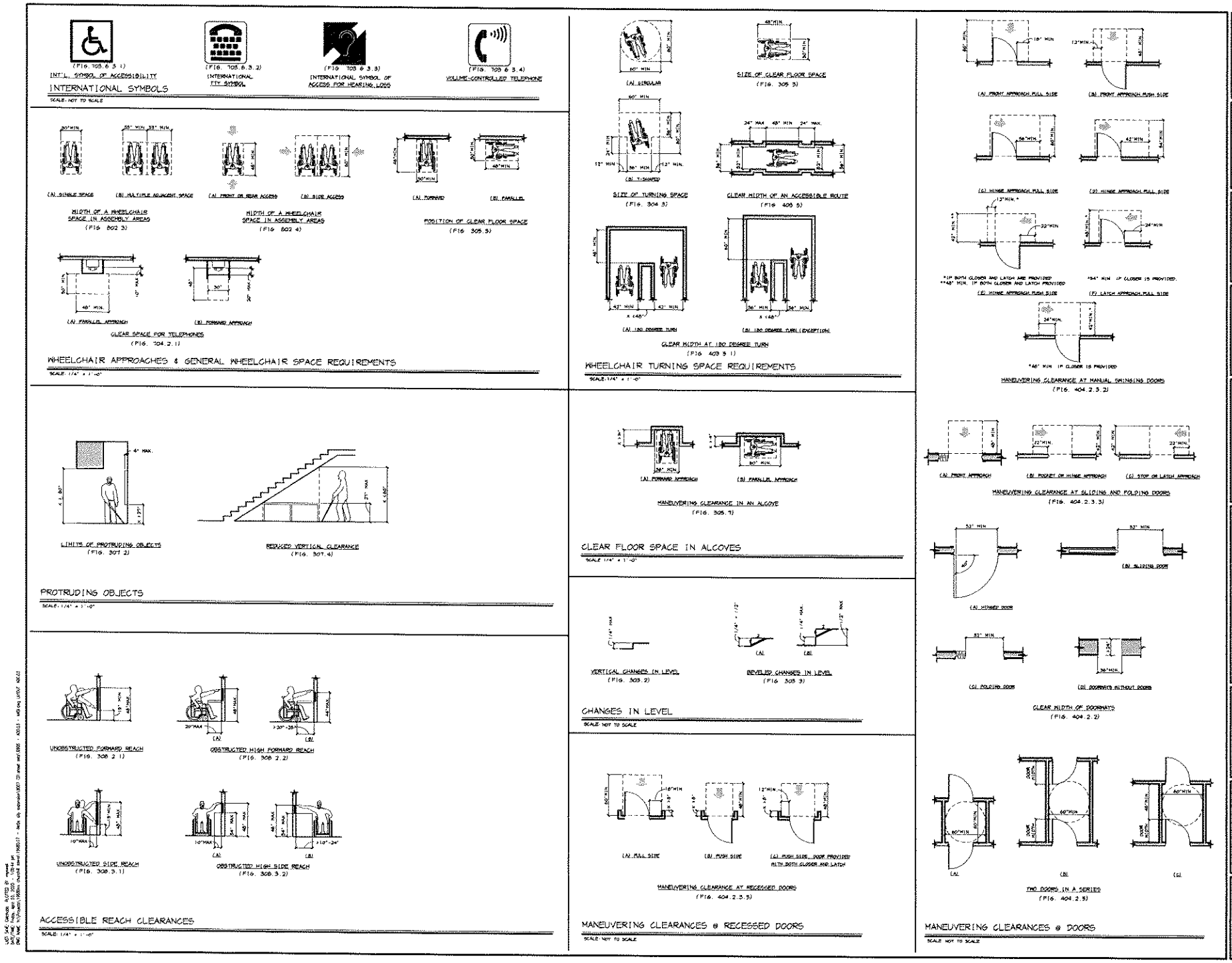

R2A

R2Architects, LLC

110 Kresson-Gibbsboro Road
Suite 8
Voorhees, New Jersey 08043
voice 856.566.1515
fax 856.566.0630
web www.R2Architects.com

David J. Rudzenski, AIA
KY Registration No. 7601
Date

PROJ #: 19680.07

THESE DRAWINGS ARE BASED ON AVAILABLE DOCUMENTS AND GENERAL FIELD SURVEY OF THE BUILDING.

RELIANCE ON THESE DOCUMENTS IS LIMITED TO THE GENERAL LAYOUT, DESIGN CONCEPT AND SCOPE OF WORK.

CONTRACTORS SUBMITTING BIDS MUST SATISFY THEMSELVES PRIOR FIELD INVESTIGATION AND SURVEY OF EXISTING CONDITIONS AND DIMENSIONS, THAT WE HAVE INCLUDED ALL WORK REQUIRED AND REFLECTS ACTUAL CONDITIONS OF THE BUILDING.

ALL DIMENSIONS MUST BE VERIFIED BY CONSTRUCTION AND THE ARCHITECT NOTIFIED OF ANY DISCREPANCIES BEFORE PROCEEDING WITH ANY CONSTRUCTION. DO NOT SCALE DRAWINGS.

© R2ARCHITECTS, LLC

PROJECT TITLE

DERBY CITY GAMING

SOUTH SMOKING PATIO EXPANSION

4520 POPLAR LEVEL ROAD

LOUISVILLE KENTUCKY 40213

DRAWING TITLE

ACCESSIBILITY STANDARDS

SCALE	AS NOTED
DRAWN	DR
CHECKED	DR
APPROVED	D.R. JR

SUBMISSIONS / REVISIONS

SYM	DATE	DESCRIPTION
	3/11/20	STRUCTURAL PACKAGE
	3/26/20	PROGRESS Cdx
	4/3/20	ISSUED FOR CONST.

A00.03

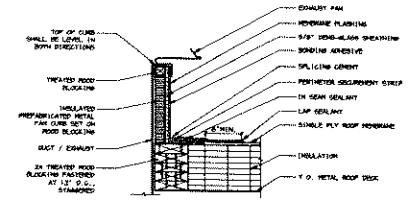

4 / A13.01 FAN CURB DETAIL
1-1/2" = 1'-0"

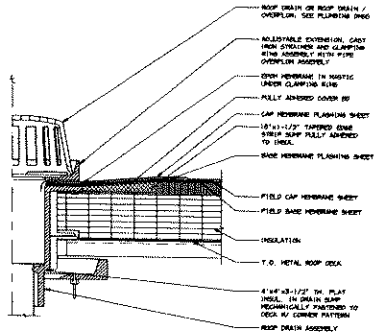

3 / A13.01 ROOF DRAIN DETAIL
1-1/2" = 1'-0"

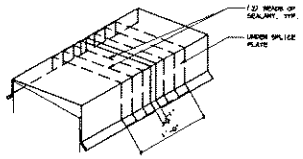

2 / A13.01 PARAPET COPING JOINT DETAIL
N.T.S.

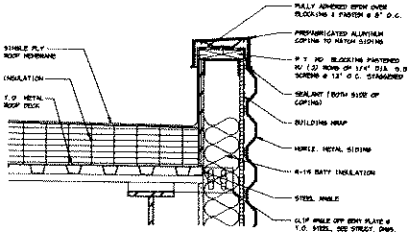

5 / A13.01 PARAPET DETAIL
N.T.S.

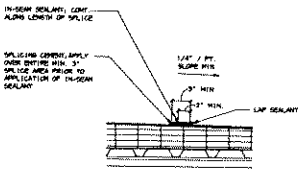

6 / A13.01 ROOF SEAM DETAIL
1-1/2" = 1'-0"

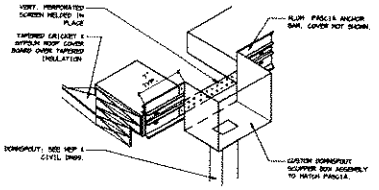

8 / A13.01 THRU WALL SCUPPER DETAIL
N.T.S.

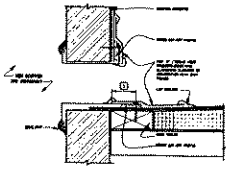

NOTES:

1. ROOF NAILERS ARE INSTALLED ONLY AT SCUPPERS TO SECURE METAL SLEEVE AND MUST EXTEND PAST THE WIDTH OF METAL SLEEVE FLANGE
2. INSTALL WALL FLASHING PRIOR TO SCUPPER INSTALLATION.
3. METAL SCUPPER BOX MUST HAVE CONTINUOUS FLANGES WITH ROUNDED CORNERS. SOLDER ALL SCUPPER SEAMS WATER-TIGHT.
4. APPLY CUT-OFF MASTIC UNDER SCUPPER FLANGE MUST BE UNDER CONSTANT COMPRESSION.
5. SCUPPER FLANGES MUST BE TOTALLY COVERED BY PRESSURE-SENSITIVE GLASSFORM FLASHING WITH MINIMUM 2" (51mm) COVERAGE PAST NAIL HEADS
6. TO REMOVE FINGERPRINTS OILS, SCRUB METAL FLANGE WITH REINFORCED MEMBRANE CLEANER, ALLOW TO DRY PRIOR TO APPLYING EPDM PRIMER
7. APPLY EPDM PRIMER TO METAL FLANGE AND MEMBRANE SURFACE PRIOR TO INSTALLING PRESSURE-SENSITIVE FLASHING

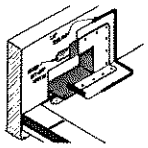

7 / A13.01 SCUPPER FLASHING DETAIL
N.T.S.

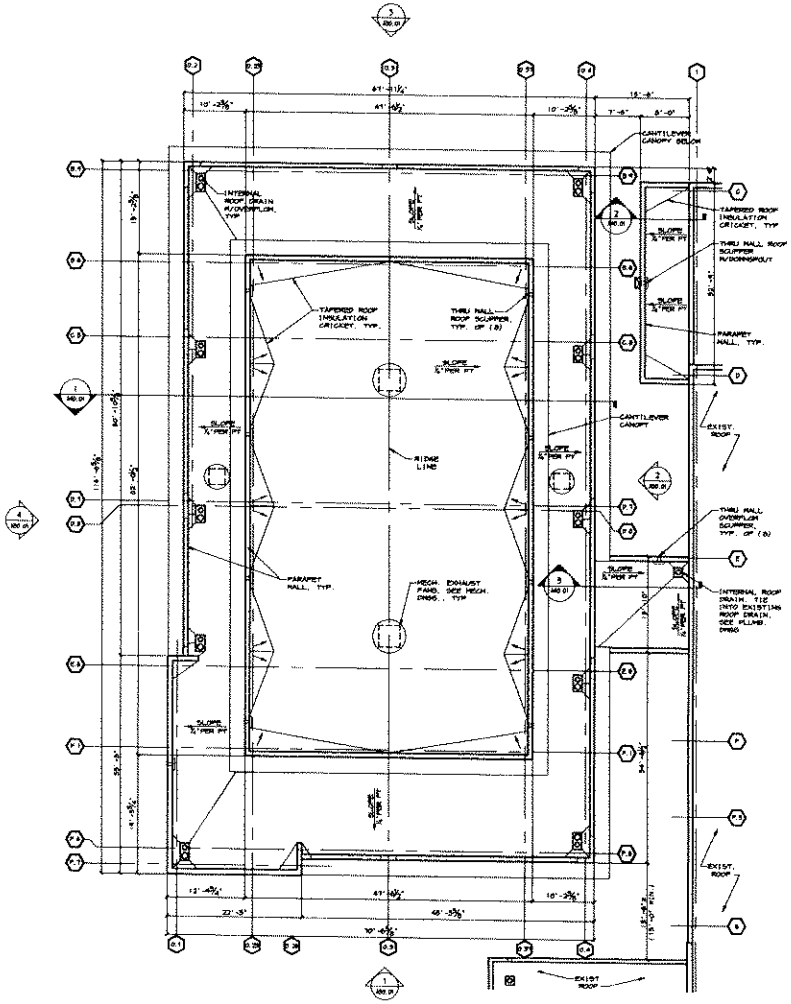

1 / A13.01 ROOF PLAN
1/8" = 1'-0"

R2A

R2Architects, LLC

110 Kresson-Gibbsboro Road
Suite 6
Voorhees, New Jersey 08043

voice 856 566 1515
fax 856 566 6930
web www.R2Architects.com

David J. Rudzenski, AIA
KY Registration No. 7601
Date

PROJ.#: 19680.07

THESE DRAWINGS ARE BASED ON AVAILABLE DOCUMENTS AND GENERAL FIELD SURVEY OF THE BUILDING.

RELIANCE ON THESE DOCUMENTS IS LIMITED TO THE GENERAL LAYOUT, DESIGN CONCEPT AND SCOPE OF WORK.

CONTRACTORS SUBMITTING BIDS MUST CERTIFY, THROUGH PRIOR FIELD INVESTIGATION AND SURVEY OF EXISTING CONDITIONS AND DIMENSIONS, THAT NO BID INCLUDES ALL WORK REQUIRED AND REFLECTS ACTUAL CONDITIONS OF THE BUILDING.

ALL DIMENSIONS MUST BE VERIFIED BY CONTRACTOR AND THE ARCHITECT NOTIFIED OF ANY DISCREPANCIES BEFORE PROCEEDING WITH THE CONSTRUCTION. DO NOT SCALE DRAWINGS.

© R2ARCHITECTS, LLC

PROJECT TITLE

DERBY CITY GAMING

SOUTH SMOKING PATIO EXPANSION

4520 POPLAR LEVEL ROAD

LOUISVILLE KENTUCKY 40213

DRAWING TITLE

ROOF PLAN & DETAILS

SCALE	AS NOTED
DRAWN	DP
CHECKED	DJR
APPROVED	DJR, DP

SUBMISSIONS / REVISIONS

SYM	DATE	DESCRIPTION
	1/15/20	STRUCTURAL PACKAGE
	3/26/20	PROGRESS SET
	4/21/20	ISSUED FOR CONST.

A13.01

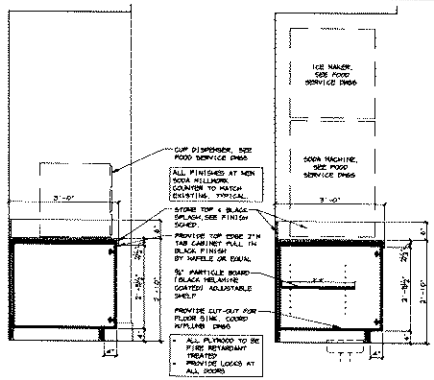

3 A10.01 SELF SERVE MILLWORK SECTION
3/4" = 1'-0"

5 A10.01 SELF SERVE MILLWORK SECTION
3/4" = 1'-0"

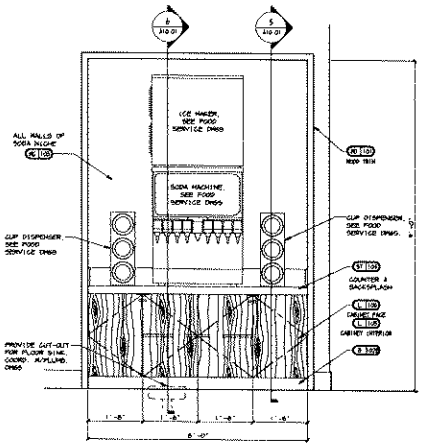

4 A10.01 SODA STATION ELEVATION
3/4" = 1'-0"

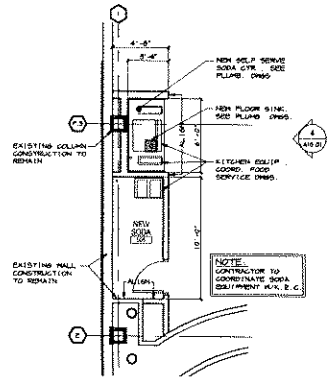

3 A10.01 ENLARGED SODA ROOM PLAN
1/4" = 1'-0"

NOTE:
COLD FORMED METAL FRAMING TO BE DELEGATED DESIGN BY THIRD PARTY ENGINEER

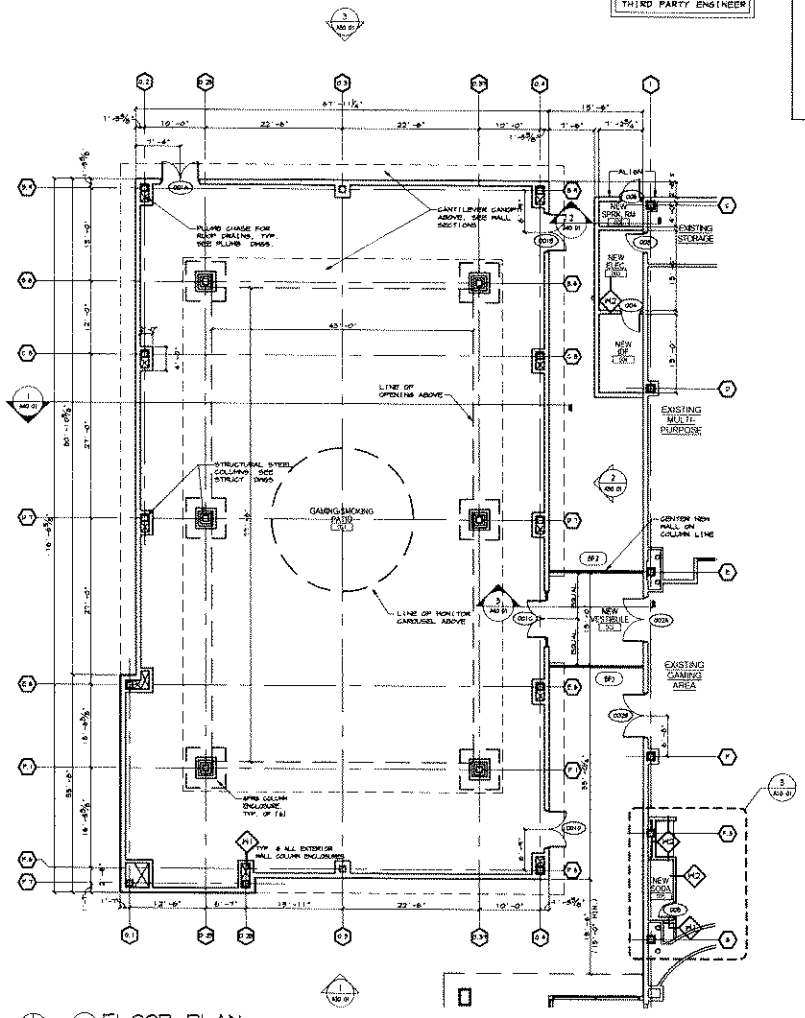

2 A10.01 FLOOR PLAN
1/8" = 1'-0"

PARTITION TYPE SCHEDULE			
TYPE	DESCRIPTION		CONSTRUCTION (SIDE TO SIDE)
P1	FIRE RTG	N/A	1 LAYER 5/8" DENS-GLASS
	DESIGN NO	--	6" 20 GA METAL STUDS @ 12" O.C
	LOCATION	VARIES	1 LAYER 5/8" DENS-GLASS
	SEPARATION	NON-BEARING	
	THICKNESS	7-1/4"	PROVIDE DENS-GLASS ONE SIDE WHERE WALL DOES NOT HAVE 2 FINISHED SIDES
	HEIGHT	SLAB TO DECK	
P2	FIRE RTG	N/A	1 LAYER 5/8" GWB
	DESIGN NO	--	6" 20 GA METAL STUDS @ 12" O.C
	LOCATION	VARIES	1 LAYER 5/8" GWB
	SEPARATION	NON-BEARING	
	THICKNESS	5-1/4"	PROVIDE GWB ONE SIDE WHERE WALL DOES NOT HAVE 2 FINISHED SIDES
	HEIGHT	SLAB TO DECK	

PARTITION NOTES

FRAMING:
- STUDS ARE TO BE 16" O.C. UNLESS NOTED OTHERWISE
- PROVIDE REINFORCING AND BLOCKING FOR ITEMS SUCH AS HANDRAILS, WALL HUNG CABINETS, WALL AND BASE CABINETS, AND SIMILAR BUILT IN WALL SUPPORTED ITEMS
- PROVIDE SLIP TRACK CONNECTIONS AT ALL STUD TO PLANK/METAL DECK CONNECTIONS.
- AT PARTITION TYPES WHERE HEIGHT STOPS 5" ABOVE CEILING EXTEND METAL STUD BRACING TO STRUCTURE EVERY 4'-0" OC

SHEATHING:
- ALL SHEATHING TO BE TYPE "X" GYPSUM WALLBOARD EXCEPT AS NOTED.
  - FIRECODE GWB AT RATED PARTITIONS
  - MOISTURE RESISTANT GWB AT TOILET ROOMS AND ALL WET LOCATIONS
- PROVIDE CONTROL JOINTS AS PER MANUFACTURERS RECOMMENDATIONS

SEALANT:
- CAULK PERIMETER (BOTH SIDES TYP) AT ALL WALLS GOING FROM SLAB TO DECK

RATING:
- USE FIRECODE GWB AT RATED GWB PARTITIONS
- INSTALL IN ACCORDANCE W/RECOMMENDED UL ASSEMBLY

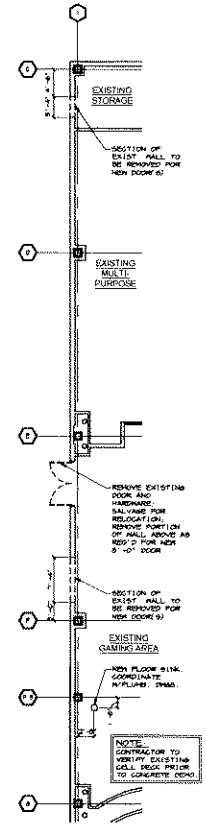

1 A10.01 PARTIAL DEMO PLAN
1/8" = 1'-0"

R2A

R2Architects, LLC

110 Kresson-Gibbsboro Road
Suite 8
Voorhees, New Jersey 08043
voice 856.566.1515
fax 856.566.0930
web www.R2Architects.com

DAVID J. RUDZENSKI
STATE OF KENTUCKY
REGISTERED
ARCHITECT

David J. Rudzenski AIA
KY Registration No 7601
Date

PROJ.#: 19680.07

THESE DRAWINGS ARE BASED ON AVAILABLE DOCUMENTS AND GENERAL FIELD SURVEY OF THE BUILDING.

RELIANCE ON THESE DOCUMENTS IS LIMITED TO THE GENERAL LAYOUT, SYSTEM CONCEPT AND SCOPE OF WORK.

CONTRACTOR(S) SUBMITTING BIDS MUST VERIFY, THROUGH PRIOR FIELD INVESTIGATION AND SURVEY OF EXISTING CONDITIONS AND DIMENSIONS, THAT THE BID INCLUDES ALL WORK REQUIRED AND REFLECTS ACTUAL CONDITIONS OF THE BUILDING.

ALL DIMENSIONS MUST BE VERIFIED BY NON-TRACTOR AND THE ARCHITECT NOTIFIED OF ANY DISCREPANCIES BEFORE PROCEEDING WITH THE CONSTRUCTION. DO NOT SCALE DRAWINGS.

© R2ARCHITECTS, LLC

PROJECT TITLE

DERBY CITY GAMING

SOUTH SMOKING PATIO EXPANSION

4520 POPLAR LEVEL ROAD

LOUISVILLE KENTUCKY 40213

DRAWING TITLE

PARTIAL DEMO PLAN, PROPOSED FLOOR PLAN, PARTITION TYPES & MILLWORK DETAILS

SCALE	AS NOTED
DRAWN	BP
CHECKED	RP
APPROVED	DJR, JPR

SUBMISSIONS / REVISIONS

TYPE	DATE	DESCRIPTION
	3/13/20	STRUCTURAL PACKAGE
	1/28/20	PROGRESS SET
	4/1/20	ISSUED FOR CONST

A10.01

EXTERIOR ELEVATION NOTES:	EXTERIOR ELEVATION KEY:
NOTE: REFER TO STRUCTURAL, FEP AND FOOD SERVICE EQUIPMENT DRAWINGS FOR ADDITIONAL INFORMATION (01) TRESPA METEON PANEL SYSTEM, TS110 EXPOSED FASTENER SYSTEM ON ALUMINUM SUBFRAME. PROVIDE UV STABLE BLACK WEATHER BARRIER UNDER AT ALL PANEL LOCATIONS, TYP. 10MM THICKNESS. WOOD DECORE LINE COLOR CODE NH1 SANTOS PALISANDER, SATIN FINISH (02) MATRAL ARTP-MD EXPOSED FASTENER CORRUGATED METAL PANEL SYSTEM, INSTALLED HORIZONTALLY, 12" RIB SPACING, COLOR: PRESTIGE SIL (03) BRICK SILLS TABLE TO MATCH EXISTING. PROVIDE CAST STONE SLOPED SILL, SEE BUILDING SECTIONS (04) ALUMINUM STOREFRONT GLAZING SYSTEM, GLASS TO BE AS FOLLOWS: • REFLECTIVE VIRACON V-VUE 30 INSULATING GLASS UNIT (GRAY HS WE-30 T2) - OR EQUAL • OPAQUE SPANDREL GLASS COLOR TBD (05) HAPER ARCHITECTURAL CANOPY OR EQUAL - SEE WALL SECTIONS (06) DOOR (TYP NUM DOORS) SEE DOOR SCHEDULE (07) ALUMINUM COPING - COLOR TO MATCH EXISTING (08) NEW ARCHITECTURAL LOUVER PANEL SYSTEM TO MATCH EXISTING (NORTH SIDE OF BUILDING AT EXISTING SMOKING PATIO) (09) MECHANICAL EXHAUST, SEE MPE DRAWINGS	CORRUGATED METAL SIDING PANELS EPS BRICK TRESPA METEON PANEL SYSTEM - EXTERIOR WOOD DECOR LINE

OPEN AREA CALCULATIONS

SOLID WALLS = 9,934 SF

REQUIRED OPEN AREA = 1,987 SF

OPEN LOUVER AREA = 2,266 SF

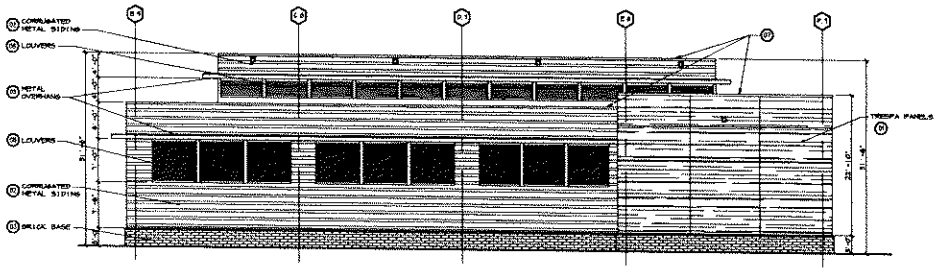

4 / A30.01 LEFT (EAST) ELEVATION
1/8" = 1'-0"

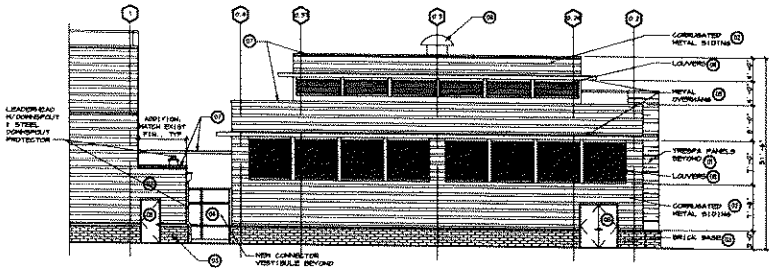

3 / A30.01 REAR (SOUTH) ELEVATION
1/8" = 1'-0"

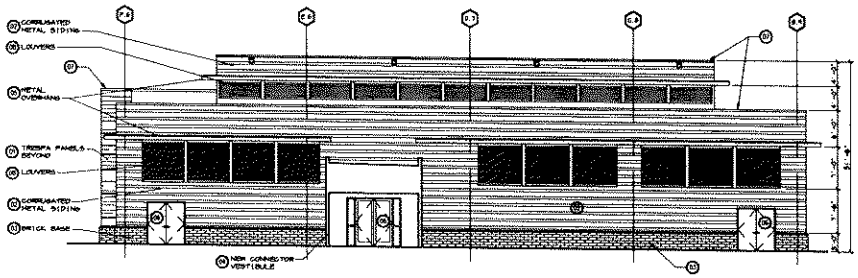

2 / A30.01 RIGHT (WEST) ELEVATION
1/8" = 1'-0"

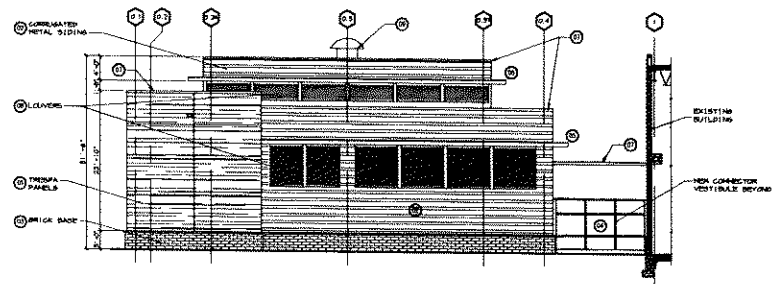

1 / A30.01 FRONT (NORTH) ELEVATION
1/8" = 1'-0"

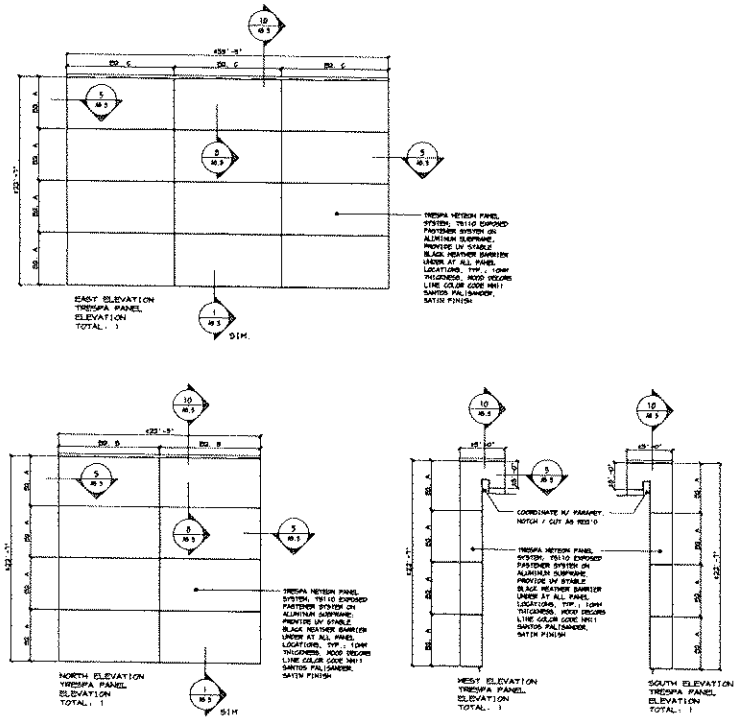

5 / A30.01 TRESPA PANEL ELEVATIONS
3/16" = 1'-0"

R2Architects, LLC
110 Kresson-Gibbsboro Road
Suite 8
Voorhees, New Jersey 08043
voice: 856 566 1515
fax: 856 566 0930
web: www.R2Architects.com

David J. Rudzewicz, AIA
KY Registration No. 7601
Date:

PROJ.#: 19680.07

THESE DRAWINGS ARE BASED ON AVAILABLE DOCUMENTS AND GENERAL FIELD SURVEY OF THE BUILDING.

RELIANCE ON THESE DOCUMENTS IS LIMITED TO THE GENERAL LAYOUT, SYSTEM CONCEPT AND SCOPE OF WORK.

CONTRACTOR(S) SUBMITTING BIDS MUST CERTIFY, THROUGH PRIOR FIELD INVESTIGATION AND SURVEY OF EXISTING CONDITIONS AND DIMENSIONS, THAT HE/SHE HAS INCLUDED ALL WORK REQUIRED AND REFLECTS ACTUAL CONDITIONS OF THE BUILDING.

ALL DIMENSIONS MUST BE VERIFIED BY CON- TRACTOR AND THE ARCHITECT NOTIFIED OF ANY DISCREPANCIES BEFORE PROCEEDING WITH THE CONSTRUCTION. DO NOT SCALE DRAWINGS.

© R2ARCHITECTS, LLC

PROJECT TITLE

DERBY CITY GAMING

SOUTH SMOKING PATIO EXPANSION

4520 POPLAR LEVEL ROAD

LOUISVILLE KENTUCKY 40213

DRAWING TITLE

EXTERIOR ELEVATIONS

SCALE	AS NOTED
DRAWN	DR
CHECKED	DR
APPROVED	D.R. JR

SUBMISSIONS / REVISIONS

SYM.	DATE	DESCRIPTION
	1/13/20	STRUCTURAL PACKAGE
	1/28/20	PROJECT COST
	1/13/20	ISSUED FOR CONST.

A30.01

LIGHTING FIXTURE SCHEDULE

CODE	SPECIFICATION	MANUFACTURER/ CATALOG NO.	LAMP TYPE	WATTS	LOCATION	DIMMING
LA	2X4 RECESSED LED TROFFER WITH FROSTED LENS, 4000K, 80CRI, 4000LMS. NON - DIMMING	LITHONIA LTC RCPAM, 2X4 40/50/60 COLUMBIA LTG	LED	32		
LBL	2.5" SQUARE X 4' LONG CHAIN HUNG INDUSTRIAL 4000K 80CRI, 3000LMS NON - DIMMING MOUNTED AT 10'-0" AFF	LITHONIA BDLPM-L48-3000LM-NDM-MVOLT-40K-80CRI HOEIK COLUMBIA	LED	42		
LC	LED TAPELIGHT 2700K, 80CRI, 440 LMS/FT DIMMABLE	LINEME LTG JELIGHT-2.7K-X-X-X ACOLAIN LTG MODA LIGHT	LED	4.8/FT	COLUMN CAPITOLS	0-10V TE
LD	2" X 1" X 4' X LONG LED WALL MOUNTED UPLIGHT FINISH TBD	CANOPLESS JLCD34-48-WH-40-40W-10160-D.L-WAMMB-X-MO	LED	16		
LE	4" ROUND RECESSED LED ADJUSTABLE WITH WHITE TRIM 2700K, 80CRI, 2600 LMS DIMMABLE	CONTRASTE LIGHTING AWGR4-LR3/ UPA4-7-SI-2700-L	LED	24		0-10V TE
LN	4" ROUND RECESSED LED DOWNLIGHT WITH WHITE TRIM AND BEZEL 2700K, 80CRI, 1300 LMS DIMMABLE	ALPHANET LTG JRG6-RD-STM18-27K-85-HE50-V-DMTO-F-WH-WH RDY LTD	LED	16.5		0-10V TE
LN2	4" DIAMETER X 22" HIGH LED PENDANT, SMAK SMOKE FINISH, MOUNTING HEIGHT TBD	HUBBARDTON FORGE JF8R190-07-70	1-60W ED LED-RETROFIT DB	60	SODA DISPENSER	INCAN
LP	20" DIAMETER LED PENDANT, BLACK FINISH, 4000 LMS, 2700K, 80CRI, MOUNTED WITH BOTTOM FLUSH TO CEILING	BARN LIGHT ELECTRIC JBLE-C-WR520-100-NA-MA-20K-UCHR-LED845-2700-N-UR LTG	LED	45	CASINO FLOOR	0-10V

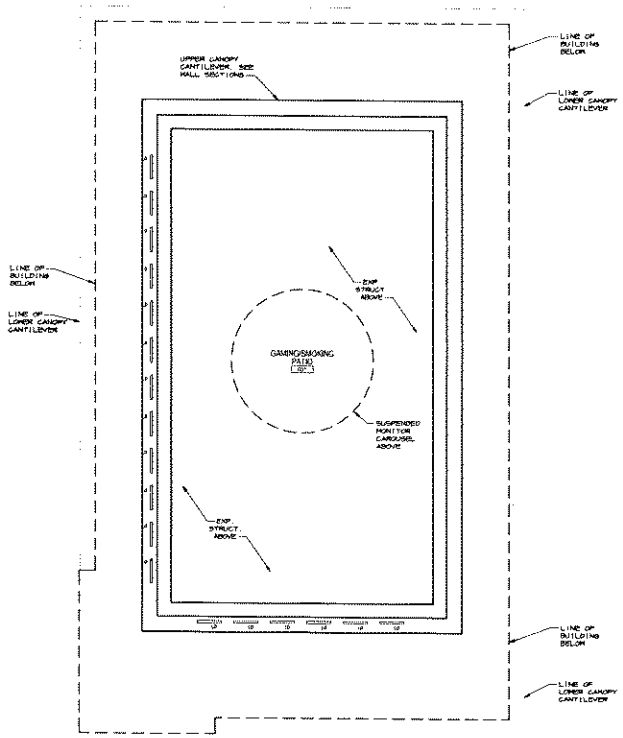

PROJECT NORTH

REFLECTED CEILING PLAN - UPPER CEILING
1/8" = 1'-0"

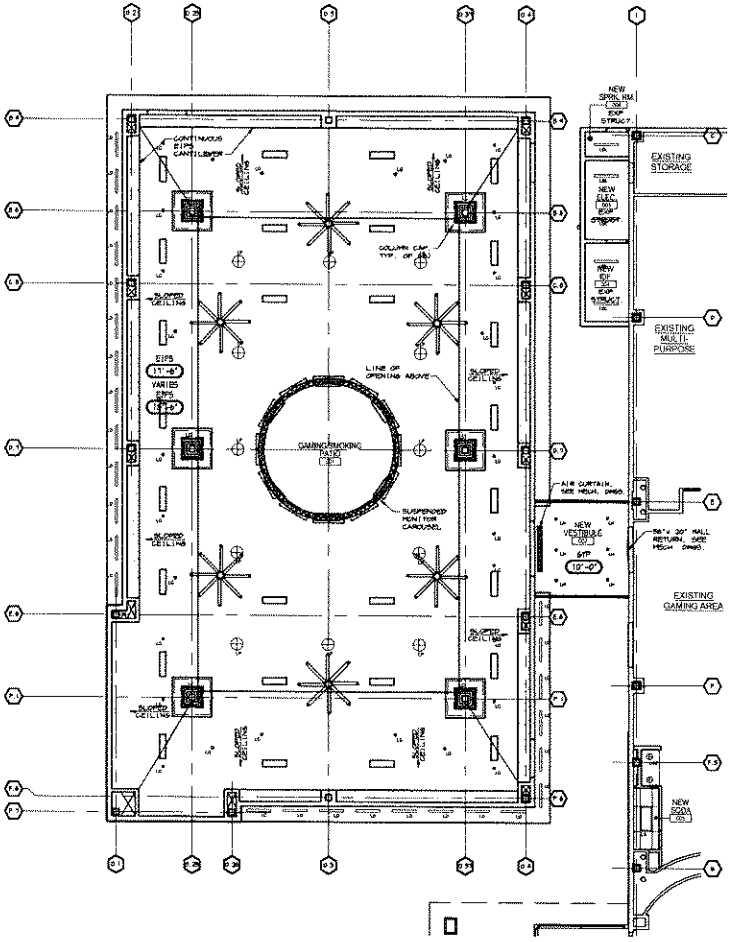

PROJECT NORTH

REFLECTED CEILING PLAN - LOWER CEILING
1/8" = 1'-0"

R2A

R2Architects, LLC

110 Kresson-Gibbsboro Road
Suite 8
Voorhees, New Jersey 08043
voice 856.566.1515
fax 856.566.0930
web www.R2Architects.com

David J. Rutzewski, AIA
KY Registration No. 7601
Date

PROJ.#: 19650.07

THESE DRAWINGS ARE BASED ON AVAILABLE DOCUMENTS AND GENERAL FIELD SURVEY OF THE BUILDING.

RELIANCE ON THESE DOCUMENTS IS LIMITED TO THE GENERAL LAYOUT, DESIGN CONCEPT AND SCOPE OF WORK.

CONTRACTOR(S) SUBMITTING BIDS MUST VERIFY, THROUGH PRIOR FIELD INVESTIGATION AND SURVEY OF EXISTING CONDITIONS AND DIMENSIONS, THAT HE/ SHE VERIFIES ALL WORK REQUIRED AND REFLECTS ACTUAL CONDITIONS OF THE BUILDING.

ALL DIMENSIONS MUST BE VERIFIED BY CONTRACTOR AND THE ARCHITECT NOTIFIED OF ANY DISCREPANCIES BEFORE PROCEEDING WITH THE CONSTRUCTION. DO NOT SCALE DRAWINGS.

© R2ARCHITECTS, LLC

PROJECT TITLE

DERBY CITY GAMING

SOUTH SMOKING PATIO EXPANSION

4520 POPLAR LEVEL ROAD

LOUISVILLE KENTUCKY 40213

DRAWING TITLE

REFLECTED CEILING PLAN

SCALE	AS NOTED
DRAWN	JP
CHECKED	DJR
APPROVED	D.R.R. JPE

SUBMISSIONS / REVISIONS

SYM.	DATE	DESCRIPTION
	3/13/20	STRUCTURAL PACKAGE
	3/26/20	PROGRESS SDs
	4/3/20	ISSUED FOR CONST.

A20.01

STO EIFS NEXT
SYSTEM COMPONENTS

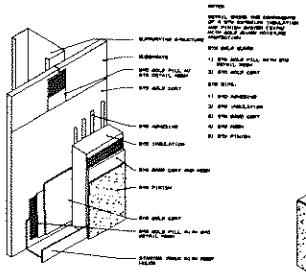

STO EIFS NEXT
TERMINATION AT GRADE: SHEATHING OVER FOUNDATION

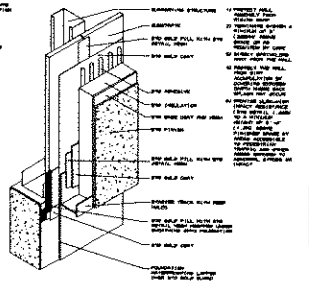

STO EIFS NEXT
TERMINATION AT PROTECTED SIDEWALK

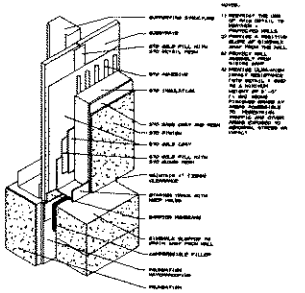

STO EIFS NEXT
PREPARATION OF ROUGH OPENING

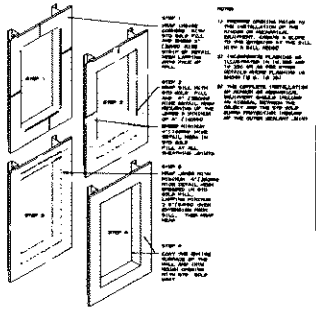

STO EIFS NEXT
INSTALLATION OF HEAD FLASHING

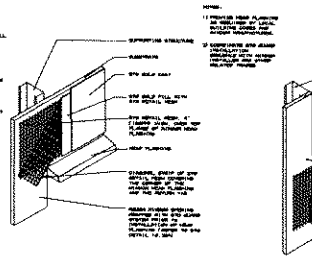

STO EIFS NEXT
INSTALLATION OF SILL FLASHING BENEATH SILL FEATURE

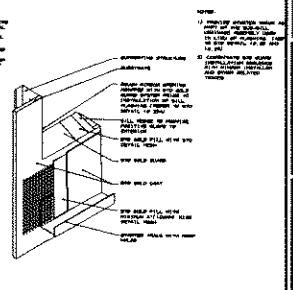

STO EIFS NEXT
COMMERCIAL WINDOW HEAD

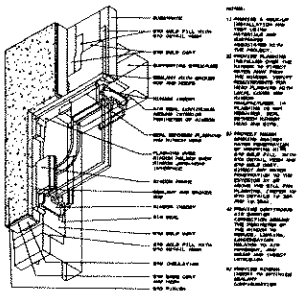

STO EIFS NEXT
COMMERCIAL WINDOW JAMB

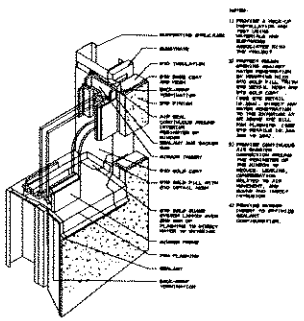

STO EIFS NEXT
COMMERCIAL WINDOW SILL

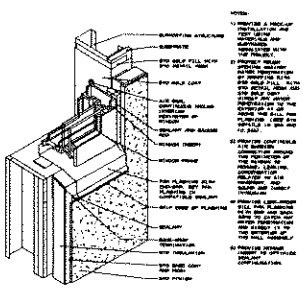

STO EIFS NEXT
FLOOR LINE WITHOUT JOINT

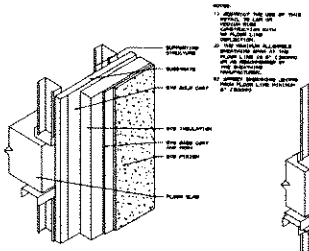

STO EIFS NEXT
HORIZONTAL JOINT AT DISSIMILAR MATERIAL

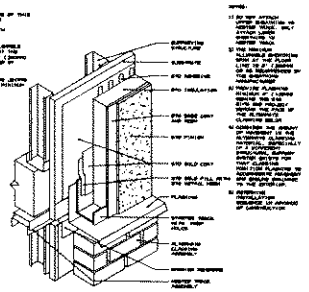

STO EIFS NEXT
VERTICAL JOINT AT INSIDE CORNER

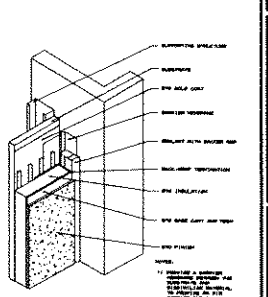

STO EIFS NEXT
VERTICAL JOINT AT DISSIMILAR MATERIAL

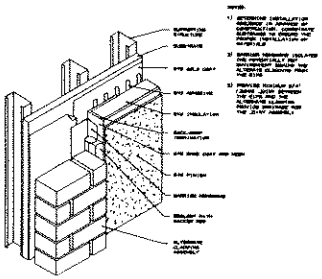

STO EIFS NEXT
TERMINATION AT PARAPET CAP

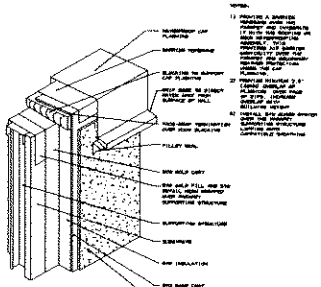

STO EIFS NEXT
SYSTEM PREPARED FOR PENETRATION

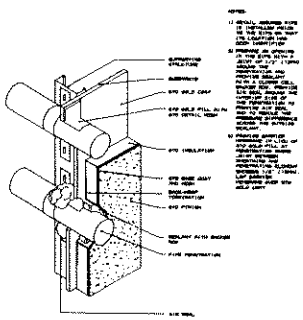

STO EIFS NEXT
GUTTER PENETRATION

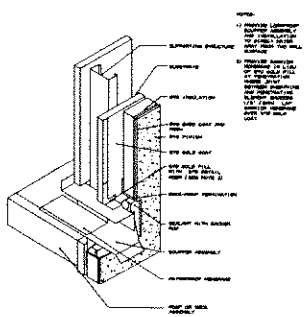

R2A

R2Architects, LLC

110 Kresson-Gibbsboro Road
Suite 8
Voorhees, New Jersey 08043
voice 856.566.1515
fax 856.566.0930
web www.R2Architects.com

David J. Rudzenski, AIA
KY Registration No. 7501
Date

PROJ.#: 19680.07

THESE DRAWINGS ARE BASED ON AVAILABLE DOCUMENTS AND GENERAL FIELD SURVEY OF THE BUILDING.

RELIANCE ON THESE DOCUMENTS IS LIMITED TO THE GENERAL LAYOUT, DESIGN CONCEPT AND SCOPE OF WORK.

CONTRACTORS SUBMITTING BIDS MUST COMPLY THOROUGH PRIOR FIELD INVESTIGATION AND SURVEY OF EXISTING CONDITIONS AND DIMENSIONS, AND MS AND INCLUDE ALL WORK REQUIRED AND REFLECTS ACTUAL CONDITIONS OF THE BUILDING.

ALL DIMENSIONS MUST BE VERIFIED BY CON- TRACTOR AND THE ARCHITECT NOTIFIED OF ANY DISCREPANCIES BEFORE PROCEEDING WITH THE CONSTRUCTION. DO NOT SCALE DRAWINGS.

© R2ARCHITECTS, LLC

PROJECT TITLE

DERBY CITY GAMING

SOUTH SMOKING PATIO EXPANSION

4520 POPLAR LEVEL ROAD

LOUISVILLE KENTUCKY 40213

DRAWING TITLE

TYPICAL EIFS DETAILS

SCALE	AS NOTED
DRAWN	AP
CHECKED	AP
APPROVED	R.D./J.M.

SUBMISSIONS / REVISIONS

SYM.	DATE	DESCRIPTION
	3/1/20	STRUCTURAL PACKAGE
	3/20/20	PROGRESS CDs
	4/3/20	ISSUED FOR CONST.

A30.03

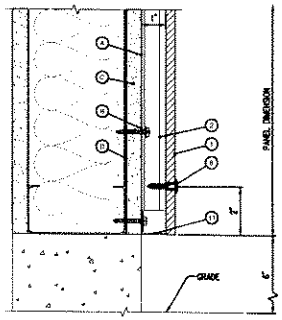

1 A30.02 FLOOR BASE PANEL
6" = 1'-0" STANDARD TRESPA DETAIL

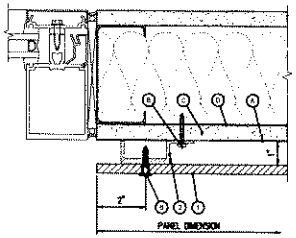

2 A30.02 WINDOW JAMB
6" = 1'-0" STANDARD TRESPA DETAIL

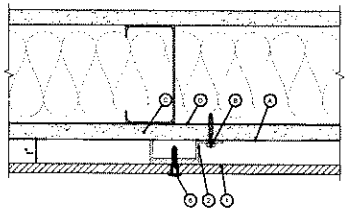

3 A30.02 VERTICAL MID PANEL
6" = 1'-0" STANDARD TRESPA DETAIL

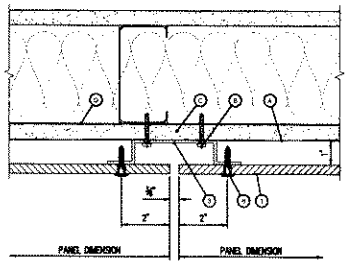

4 A30.02 VERTICAL PANEL JOINT
6" = 1'-0" STANDARD TRESPA DETAIL

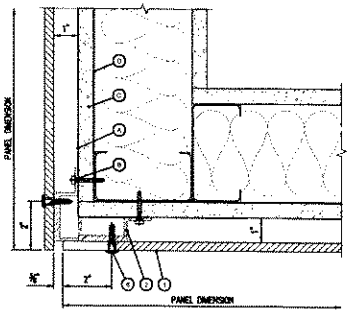

5 A30.02 OUTSIDE CORNER
6" = 1'-0" STANDARD TRESPA DETAIL

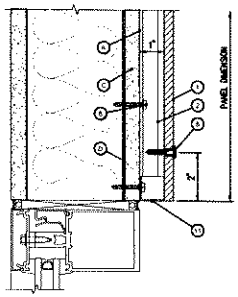

6 A30.02 WINDOW HEAD
6" = 1'-0" STANDARD TRESPA DETAIL

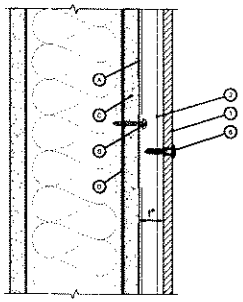

7 A30.02 HORIZONTAL MID PANEL
6" = 1'-0" STANDARD TRESPA DETAIL

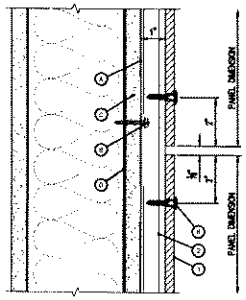

8 A30.02 HORIZONTAL PANEL JOINT
6" = 1'-0" STANDARD TRESPA DETAIL

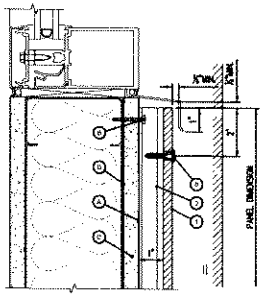

9 A30.02 WINDOW SILL
6" = 1'-0" STANDARD TRESPA DETAIL

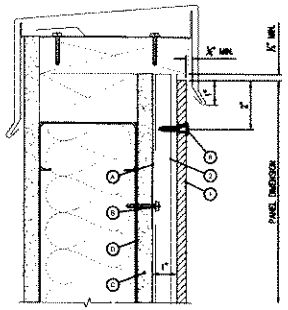

10 A30.02 PARAPET CAP
6" = 1'-0" STANDARD TRESPA DETAIL

R2A

R2Architects, LLC

110 Kresson-Gibbsboro Road
Suite 9
Voorhees, New Jersey 08043
voice 856.566.1515
fax 856.566.0650
web www.R2Architects.com

David J. Rudzenski
KY Registration No. 7501
Date

PROJ.#: 19680.07

THESE DRAWINGS ARE BASED ON AVAILABLE DOCUMENTS AND GENERAL FIELD SURVEY OF THE BUILDING.

RELIANCE ON THESE DOCUMENTS IS LIMITED TO THE GENERAL LAYOUT, DESIGN CONCEPT AND SCOPE OF WORK.

CONTRACTOR(S) SUBMITTING BIDS MUST CERTIFY, THROUGH PRIOR FIELD INVESTIGATION AND SURVEY OF EXISTING CONDITIONS AND DIMENSIONS, THAT THE BID INCLUDES ALL WORK REQUIRED AND REFLECTS ACTUAL CONDITIONS OF THE BUILDING.

ALL DIMENSIONS MUST BE VERIFIED BY CONTRACTOR AND THE ARCHITECT NOTIFIED OF ANY DISCREPANCIES BEFORE PROCEEDING WITH THE CONSTRUCTION. DO NOT SCALE DRAWINGS.

© R2ARCHITECTS, LLC

PROJECT TITLE

DERBY CITY GAMING

SOUTH SMOKING PATIO EXPANSION

4520 POPLAR LEVEL ROAD

LOUISVILLE KENTUCKY 40213

DRAWING TITLE

STANDARD TRESPA DETAILS

SCALE	AS NOTED
DRAWN	LR
CHECKED	RP
APPROVED	D.R. JR

SUBMISSIONS / REVISIONS

TYPE	DATE	DESCRIPTION
	3/11/20	STRUCTURAL PACKAGE
	1/29/20	PROGRESS SET
	4/3/20	ISSUED FOR CONST.

A30.02

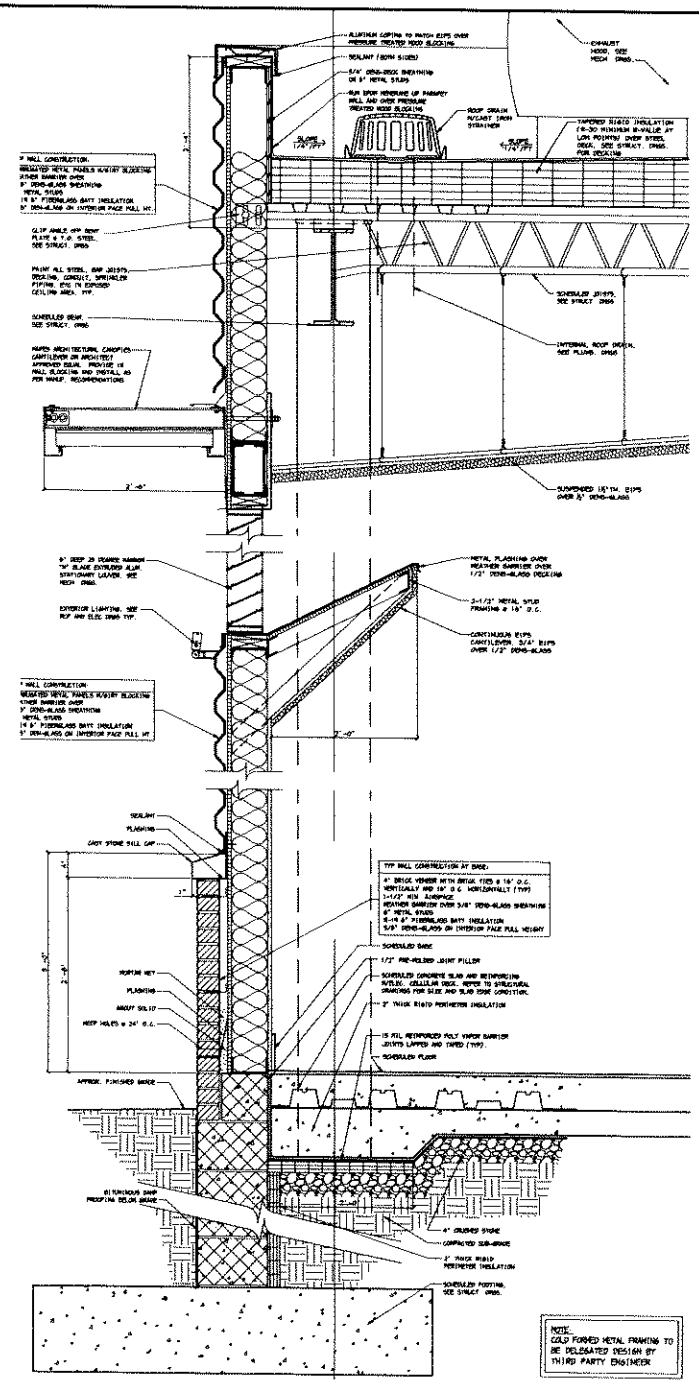

1 A41.01 WALL SECTION
1 1/2" = 1'-0"

R2A

R2Architects, LLC

110 Kinnelon-Gibbsboro Road
Suite B
Voorhees, New Jersey 08043
voice 856 566 1515
fax 856 566 0930
web www.R2Architects.com

David J. Rudzenski, AIA
KY Registration No. 7601
Date

PROJ.#: 19680.07

THESE DRAWINGS ARE BASED ON AVAILABLE DOCUMENTS AND GENERAL FIELD SURVEY OF THE BUILDING.

RELIANCE ON THESE DOCUMENTS IS LIMITED TO THE GENERAL LAYOUT, DESIGN CONCEPT AND SCOPE OF WORK.

CONTRACTOR(S) SUBMITTING BIDS MUST VERIFY DIMENSIONS FROM FIELD MEASUREMENTS AND SURVEY OF EXISTING CONDITIONS AND DIMENSIONS, THAT HE HAS PERFORMED ALL WORK ACCURATE AND REFLECTS ACTUAL CONDITIONS OF THE BUILDING.

ALL DIMENSIONS MUST BE VERIFIED BY CONTRACTOR AND THE ARCHITECT NOTIFIED OF ANY DISCREPANCIES BEFORE PROCEEDING WITH THE CONSTRUCTION OR FOR SCALE DRAWINGS.

© R2ARCHITECTS, LLC

PROJECT TITLE

DERBY CITY GAMING

SOUTH SMOKING PATIO EXPANSION

4520 POPLAR LEVEL ROAD

LOUISVILLE KENTUCKY 40213

DRAWING TITLE

WALL SECTION

SCALE	AS NOTED
DRAWN	DR
CHECKED	RD
APPROVED	D.R. JR

SUBMISSIONS / REVISIONS		
SUB	DATE	DESCRIPTION
	3/13/20	STRUCTURAL PACKAGE
	3/20/20	PROGRESS CDs
	4/3/20	ISSUED FOR PERMIT

A41.01

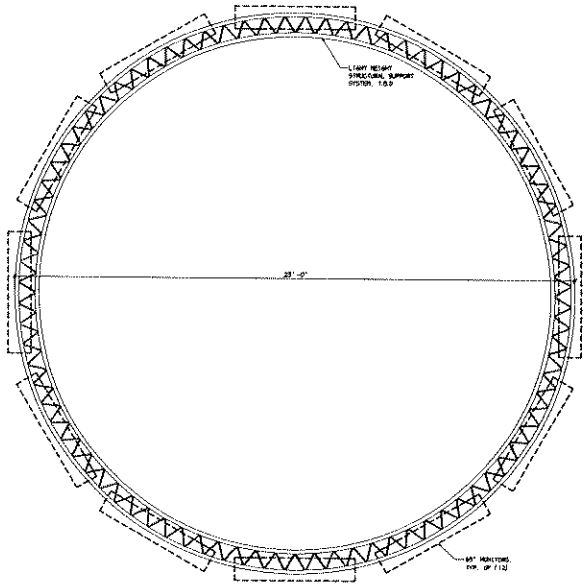

3 CAROUSAL - OVERHEAD VIEW
A40.01 1/2" = 1'-0"

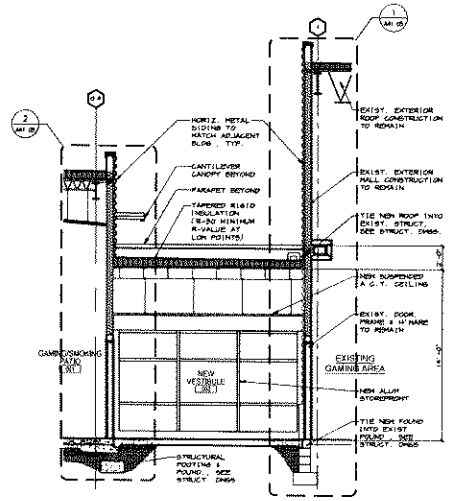

2 BUILDING SECTION
A40.01 1/4" = 1'-0"

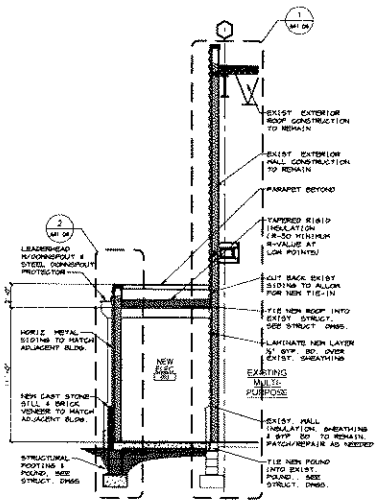

1 BUILDING SECTION
A40.01 1/4" = 1'-0"

NOTE:
COLD FORMED METAL FRAMING TO BE DELEGATED DESIGN BY THIRD PARTY ENGINEER

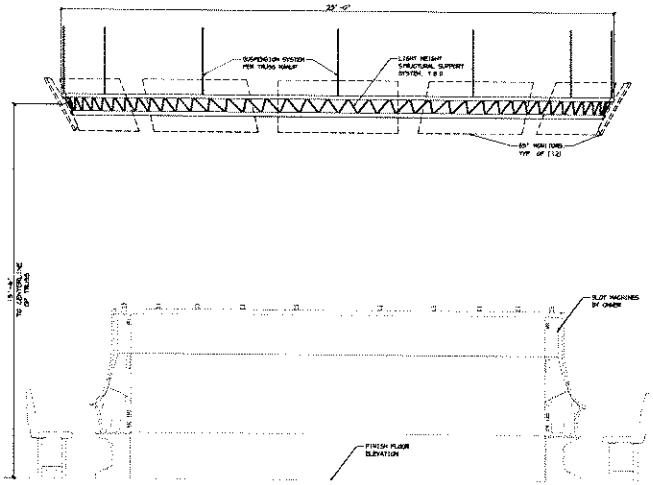

4 MONITOR CAROUSAL
A40.01 1/2" = 1'-0"

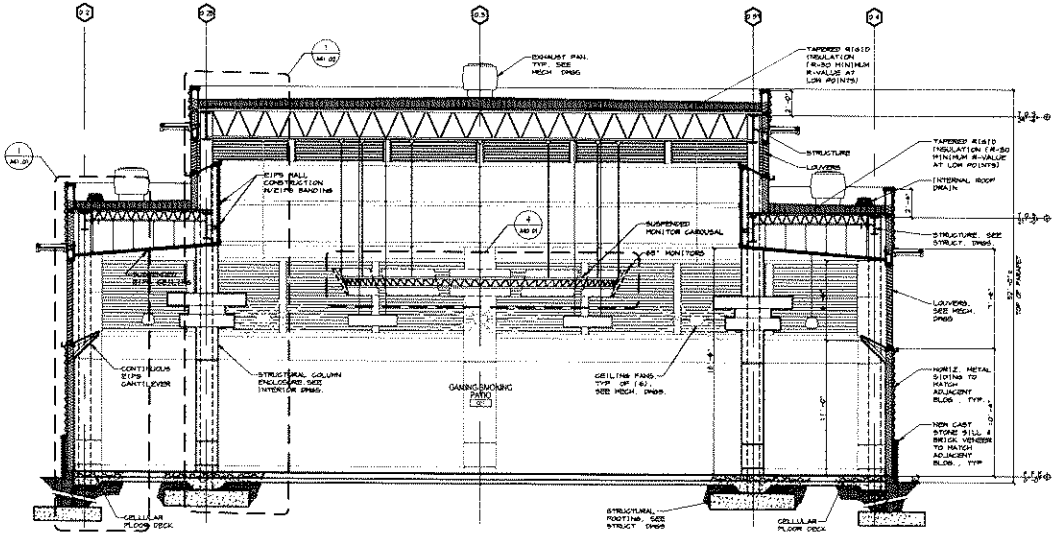

1 BUILDING SECTION
A40.01 1/4" = 1'-0"

R2A

R2Architects, LLC

110 Kresson-Gibbsboro Road
Suite 5
Voorhees, New Jersey 08043
voice 856.566.1515
fax 856.566.0930
web www.R2Architects.com

David J. Rudzenski, AIA
NJ Registration No. 7601
Date

PROJ.#: 19640.07

THESE DRAWINGS ARE BASED ON AVAILABLE DOCUMENTS AND GENERAL FIELD SURVEY OF THE BUILDING.

RELIANCE ON THESE DOCUMENTS IS LIMITED TO THE GENERAL LAYOUT, DESIGN CONCEPT AND SCOPE OF WORK.

CONTRACTOR(S) SUBMITTING BIDS MUST VERIFY, THROUGH PRIOR FIELD INVESTIGATION AND SURVEY OF EXISTING CONDITIONS AND DIMENSIONS, THAT HIS BID INCLUDES ALL WORK REQUIRED AND REFLECTS ACTUAL CONDITIONS OF THE BUILDING.

ALL DIMENSIONS MUST BE VERIFIED BY CON- TRACTOR AND THE ARCHITECT NOTIFIED OF ANY DISCREPANCIES BEFORE PROCEEDING WITH THE CONSTRUCTION. DO NOT SCALE DRAWINGS.

© R2ARCHITECTS, LLC

PROJECT TITLE

DERBY CITY GAMING

SOUTH SMOKING PATIO EXPANSION

4520 POPLAR LEVEL ROAD

LOUISVILLE KENTUCKY 40213

DRAWING TITLE

BUILDING SECTIONS

SCALE	AS NOTED
DRAWN	DR
CHECKED	DJR
APPROVED	D.R., JFY

SUBMISSIONS / REVISIONS

SYM	DATE	DESCRIPTION
	1/13/20	STRUCTURAL PACKAGE
	3/20/20	PERMITS 02a
	4/3/20	ISSUED FOR CONST

A40.01

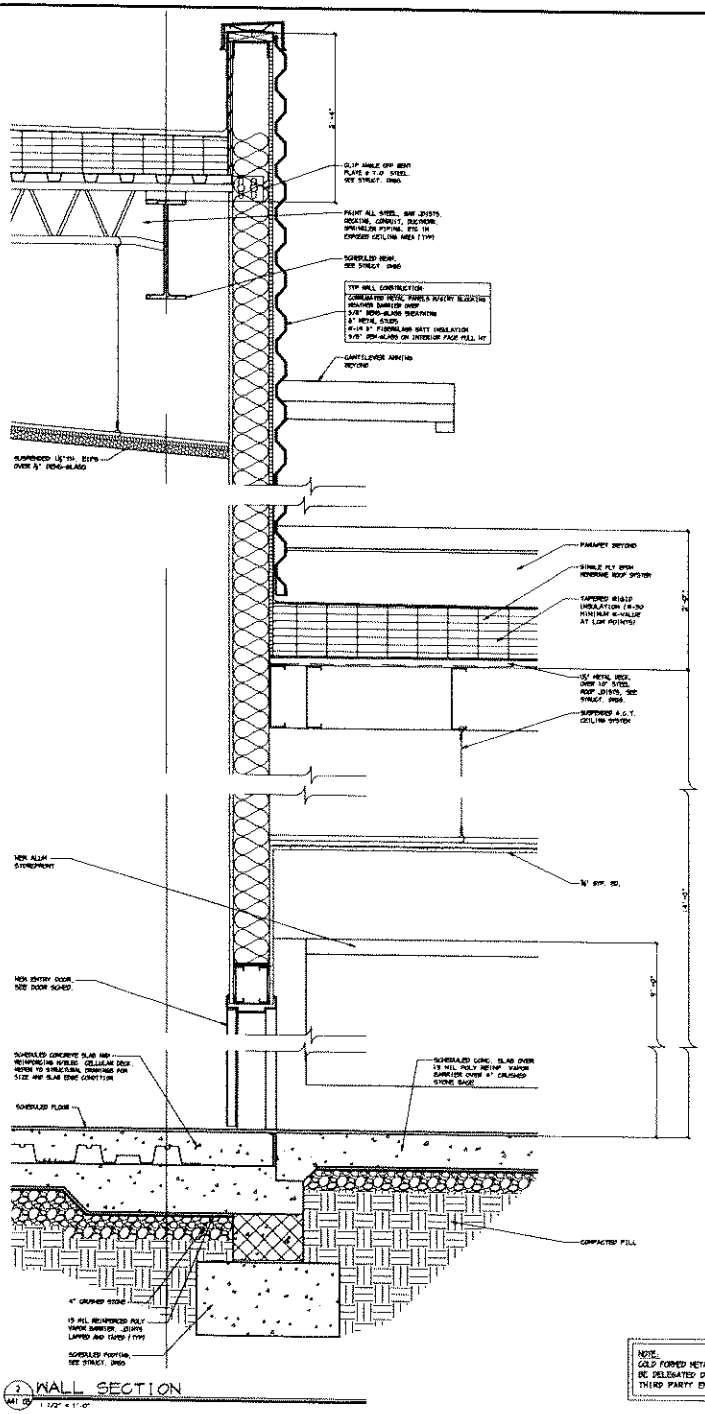

NOTE:
COLD FORMED METAL FRAMING TO BE DELEGATED DESIGN BY THIRD PARTY ENGINEER

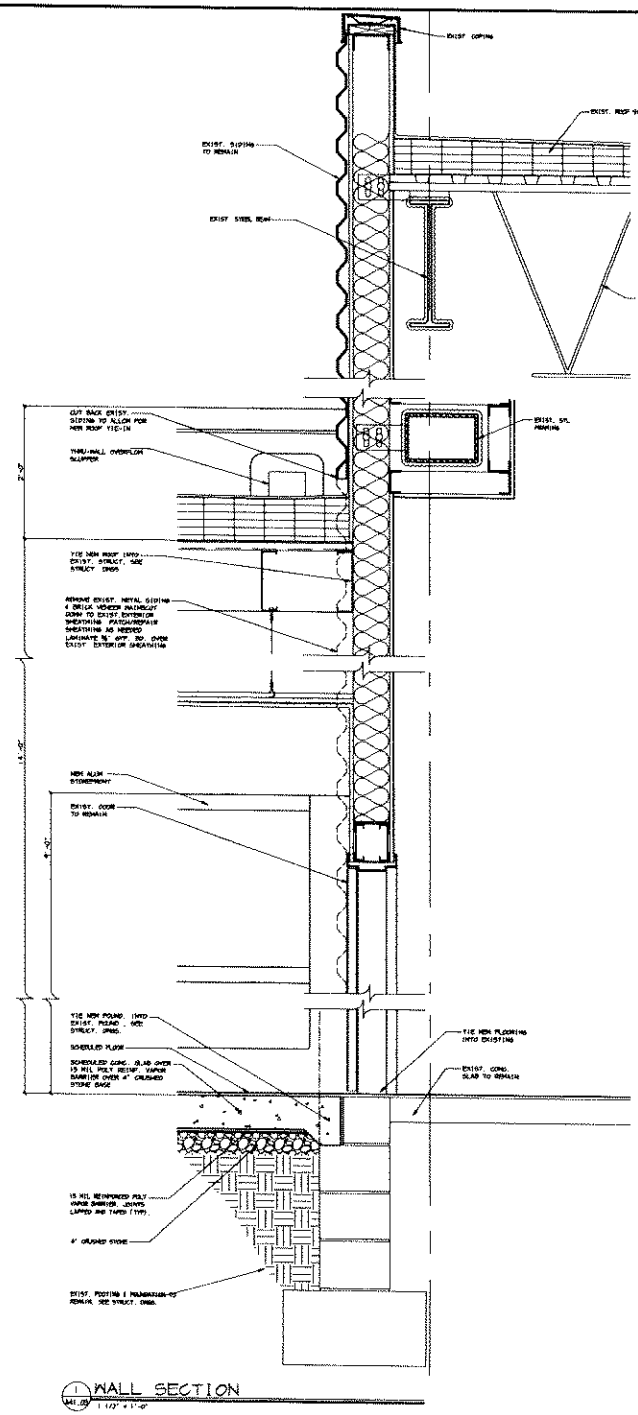

R2A

R2Architects, LLC

110 Kresson-Gibbsboro Road
Suite 6
Voorhees, New Jersey 08043
voice 856 566 1515
fax 856 566 0930
web www.R2Architects.com

David J. Rudzenski, AIA
KY Registration No. 7601
Date

PROJ.#: 19680.07

THESE DRAWINGS ARE BASED ON AVAILABLE DOCUMENTS AND GENERAL FIELD SURVEY OF THE BUILDING.

RELIANCE ON THESE DOCUMENTS IS LIMITED TO THE GENERAL LAYOUT, DESIGN CONCEPT AND SCOPE OF WORK.

CONTRACTOR(S) SUBMITTING BID SHALL VERIFY, THROUGH PRIOR FIELD INVESTIGATION AND SURVEY OF EXISTING CONDITIONS AND DIMENSIONS, THAT NO BID INCLUDES ALL WORK REQUIRED AND REFLECTS ACTUAL DIMENSIONS OF THE BUILDING.

ALL DIMENSIONS MUST BE VERIFIED BY CON- TRACTOR AND THE ARCHITECT NOTIFIED OF ANY DISCREPANCIES BEFORE PROCEEDING WITH THE CONSTRUCTION. DO NOT SCALE DRAWINGS.

© R2ARCHITECTS, LLC

PROJECT TITLE

DERBY CITY GAMING

SOUTH SMOKING PATIO EXPANSION

4520 POPLAR LEVEL ROAD

LOUISVILLE KENTUCKY 40213

DRAWING TITLE

WALL SECTIONS

SCALE AS NOTED
DRAWN DP
CHECKED DP
APPROVED T.S.N./P.K.

SUBMISSIONS / REVISIONS

SYM.	DATE	DESCRIPTION
	3/13/20	STRUCTURAL PACKAGE
	3/26/20	PROGRESS CDs
	4/3/20	ISSUED FOR CONST.

A41.03

LAST SAVE: Friday, April 03, 2020 - 1:09:54 pm
DATE/TIME: Friday, April 03, 2020 - 1:09:54 pm
DWG NAME: K:\Projects\19680a - Derby City\Arch Dwgs\19680.07 - Derby City - Approved 2017 CD Jones and LEED - M1.03 Wall Sections LATEST.dwg Sat, 4/4/2015

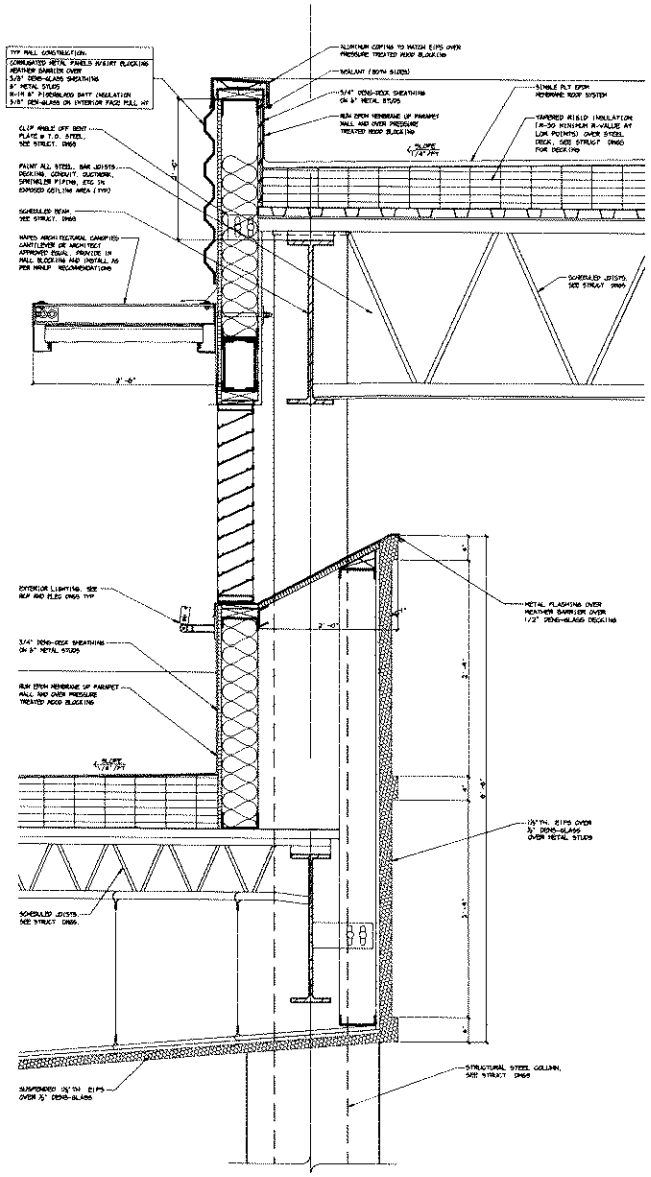

1 WALL SECTION
A41.01 1 1/2" = 1'-0"

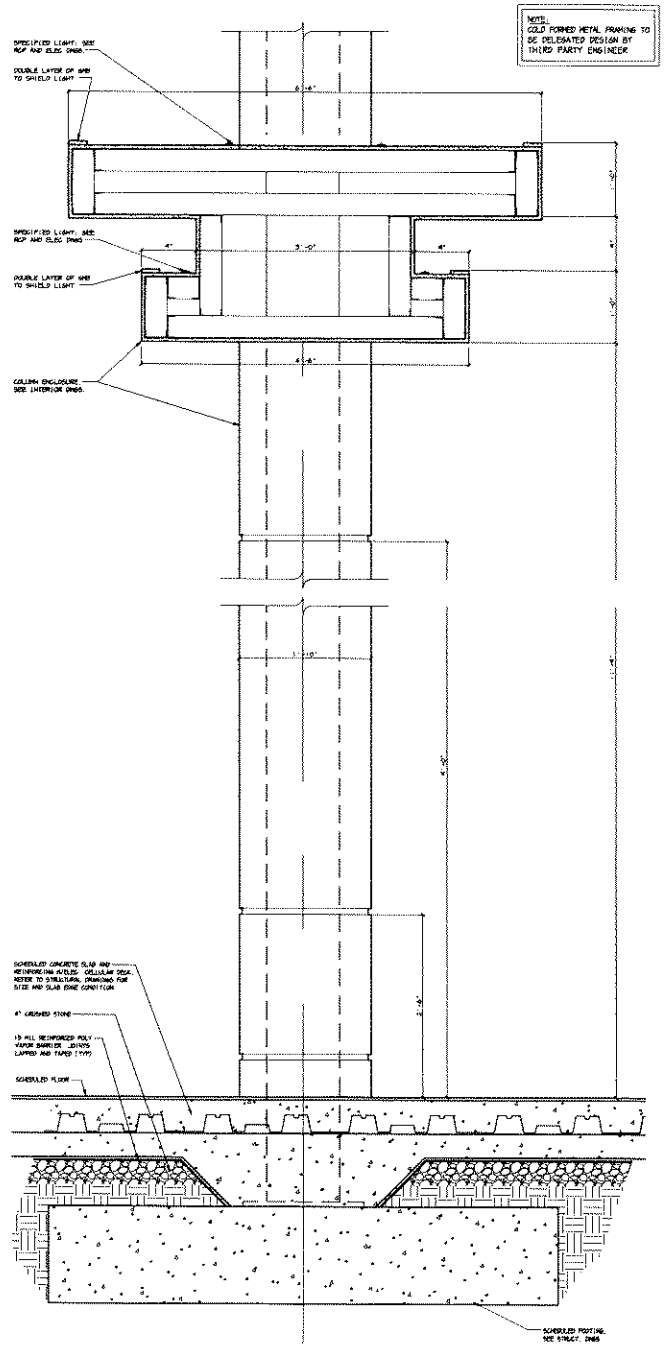

R2A

R2Architects, LLC

110 Kresson-Gibbsboro Road
Suite 3
Voorhees, New Jersey 08043

voice 856 566 1515
fax 856 566 0930
web www.R2Architects.com

David J Ruszenski, AIA
KY Registration No. 7601
Date

PROJ.#: 19660.07

THESE DRAWINGS ARE MADE ON AVAILABLE DOCUMENTS AND GENERAL FIELD SURVEY OF THE BUILDING.

RELIANCE ON THESE DOCUMENTS IS LIMITED TO THE GENERAL LAYOUT, DESIGN CONCEPT AND SCOPE OF WORK.

CONTRACTOR(S) SUBMITTING BIDS MUST VERIFY, THROUGH FURTHER FIELD INVESTIGATION AND SURVEY OF EXISTING CONDITIONS AND DIMENSIONS, THAT HE BID REFLECT ALL WORK REQUIRED AND REFLECTS ACTUAL CONDITIONS OF THE BUILDING.

ALL DIMENSIONS MUST BE VERIFIED BY CONTRACTOR AND THE ARCHITECT NOTIFIED OF ANY DISCREPANCIES BEFORE PROCEEDING WITH THE CONSTRUCTION. DO NOT SCALE DRAWINGS.

© R2ARCHITECTS, LLC

PROJECT TITLE

DERBY CITY GAMING

SOUTH SMOKING PATIO EXPANSION

4520 POPLAR LEVEL ROAD

LOUISVILLE KENTUCKY 40213

DRAWING TITLE

WALL SECTION

SCALE	AS NOTED
DRAWN	AM
CHECKED	DJR
APPROVED	DJR, JPM

SUBMISSIONS / REVISIONS

TYPE	DATE	DESCRIPTION
	3/11/20	STRUCTURAL PACKAGE
	3/20/20	PROGRESS CDs
	4/13/20	ISSUED FOR CONST

A41.02

DOOR AND FRAME SCHEDULE

DOOR NO.	DOOR WIDTH	DOOR HEIGHT	DOOR THICK.	DOOR MATERIAL	DOOR TYPE	DOOR FINISH	FRAME TYPE	HEAD DETAIL	JAMB DETAIL	SILL DETAIL	HARDWARE SET.	REMARKS
001A	(2)3'-0"	7'-0"	1 3/4"	FG/G	2	FACT	B	H2	J2	S2	42	EGRESS DOOR
001B	(2)3'-0"	7'-0"	1 3/4"	FG/G	2	FACT	B	H2	J2	S2	42	EGRESS DOOR
001C	(2)3'-0"	8'-0"	1 3/4"	ALUM	3	FACT	C	H3	J3	S1	3	VESTIBULE DOOR
001D	(2)3'-0"	7'-0"	1 3/4"	FG/G	2	FACT	B	H2	J2	S2	42	EGRESS DOOR
002A	(2)3'-6"	7'-0"	1 3/4"	ALUM	2	FACT	C	H3	J3	S1	3	VESTIBULE DOOR
002B	(2)3'-6"	7'-0"	1 3/4"	HM	2	PTD	EXIST	H4	J4	S1	EXIST	RELOCATED EXIST. EGRESS DR
003	3'-0"	7'-0"	1 3/4"	HM	1	PTD	A	H4	J4	S1	20	NEW ELEC. ROOM DOOR
004	3'-0"	7'-0"	1 3/4"	HM	1	PTD	A	H1	J1	S1	18	NEW IDF ROOM DOOR
005	2'-6"	7'-0"	1 3/4"	HM	1	PTD	A	H1	J1	S1	25	NEW SODA ROOM DOOR
006	3'-0"	7'-0"	1 3/4"	FG/G	1	FACT	A	H2	J2	S2	10	NEW SPRINKLER ROOM DOOR

DOOR SCHEDULE LEGEND & NOTES:

DOOR / FRAME:

FG/G/PTD. FIBERGLASS DOOR W/ PAINTED FRAME

HM/PTD. HOLLOW METAL DOOR W/ PAINTED FRAME

STL. STEEL

GL. GLASS

ALUM. ALUMINUM STOREFRONT

FACT. FACTORY FINISH

DOOR SCHEDULE NOTES:

- GC SHALL CARRY AN ALLOWANCE TO PROVIDE 6" HIGH X 54" WIDE STAINLESS STEEL KICK PLATES ON ALL DOORS EXCEPT ALUM. STOREFRONT DOORS
- GC SHALL CARRY AN ALLOWANCE TO PROVIDE WALL/FLOOR STOPS AT ALL NECESSARY LOCATIONS. TYP
- SEE HARDWARE SPECIFICATIONS FOR ADDITIONAL INFORMATION

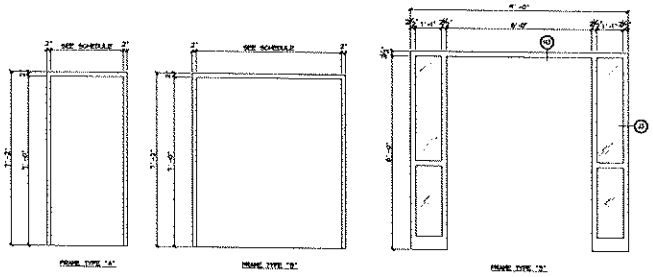

3 A50.01 FRAME TYPE
1/2" = 1'-0"

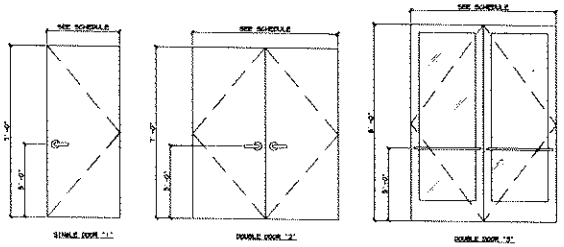

1 A50.01 DOOR TYPES
1/2" = 1'-0"

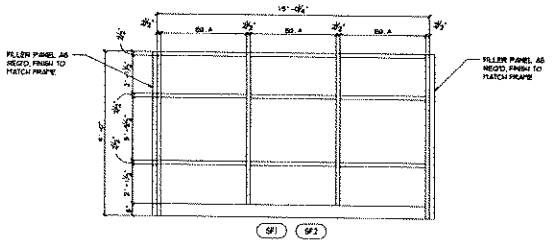

4 A50.01 STOREFRONT TYPES
3/8" = 1'-0"

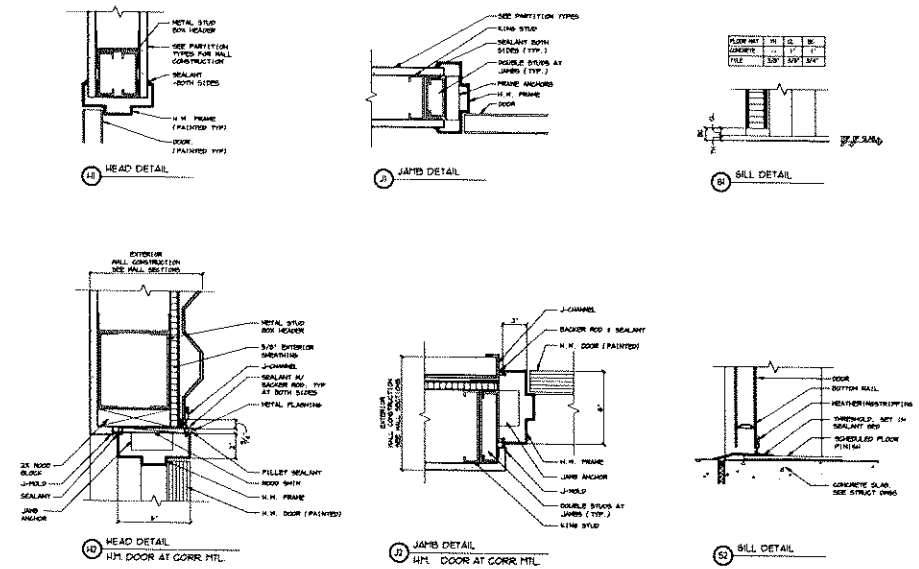

FLOOR MAT	H.	G.	W.
CONCRETE	-	1"	1"
TILE	3/8"	3/8"	3/4"

5 A50.01 HEAD, JAMB & SILL DETAILS
3" = 1'-0"

NOTE:
COLD FORMED METAL FRAMING TO BE DELEGATED DESIGN BY THIRD PARTY ENGINEER

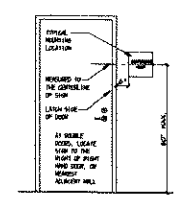

4 A50.01 SIGNAGE MOUNTING DETAIL
1/2" = 1'-0"

R2A

R2Architects, LLC

110 Kresson Gibbsboro Road
Suite 8
Voorhees, New Jersey 08043
voice 856 566 1515
fax 856 566 0530
web www.R2Architects.com

David J. Rudzenski, AIA
KY Registration No. 7601
Date

PROJ.#: 19680.07

THESE DRAWINGS ARE BASED ON AVAILABLE DOCUMENTS AND GENERAL FIELD SURVEY OF THE BUILDING.

RELIANCE ON THESE DOCUMENTS IS LIMITED TO THE GENERAL LAYOUT, DESIGN CONCEPT AND SCOPE OF WORK.

CONTRACTOR(S) SUBMITTING BIDS MUST VERIFY, THROUGH PRIOR FIELD INVESTIGATION AND SURVEY OF EXISTING CONDITIONS AND DIMENSIONS, THAT HIS BID INCLUDES ALL WORK REQUIRED AND REFLECTS ACTUAL CONDITIONS OF THE BUILDING.

ALL DIMENSIONS MUST BE VERIFIED BY CON- TRACTOR AND THE ARCHITECT NOTIFIED OF ANY DISCREPANCIES BEFORE PROCEEDING WITH THE CONSTRUCTION. DO NOT SCALE DRAWINGS.

© R2ARCHITECTS, LLC

PROJECT TITLE

DERBY CITY GAMING

SOUTH SMOKING PATIO EXPANSION

4520 POPLAR LEVEL ROAD

LOUISVILLE KENTUCKY 40213

DRAWING TITLE

DOOR SCHEDULE, FRAMES & DETAILS

SCALE	AS NOTED
DRAWN	AH
CHECKED	DJR
APPROVED	DJR, JW

SUBMISSIONS / REVISIONS

TYPE	DATE	DESCRIPTION
	3/13/20	1 MATERIAL PACKAGE
	3/30/20	PROGRESS CDs
	4/3/20	ISSUED FOR CONST.

A50.01

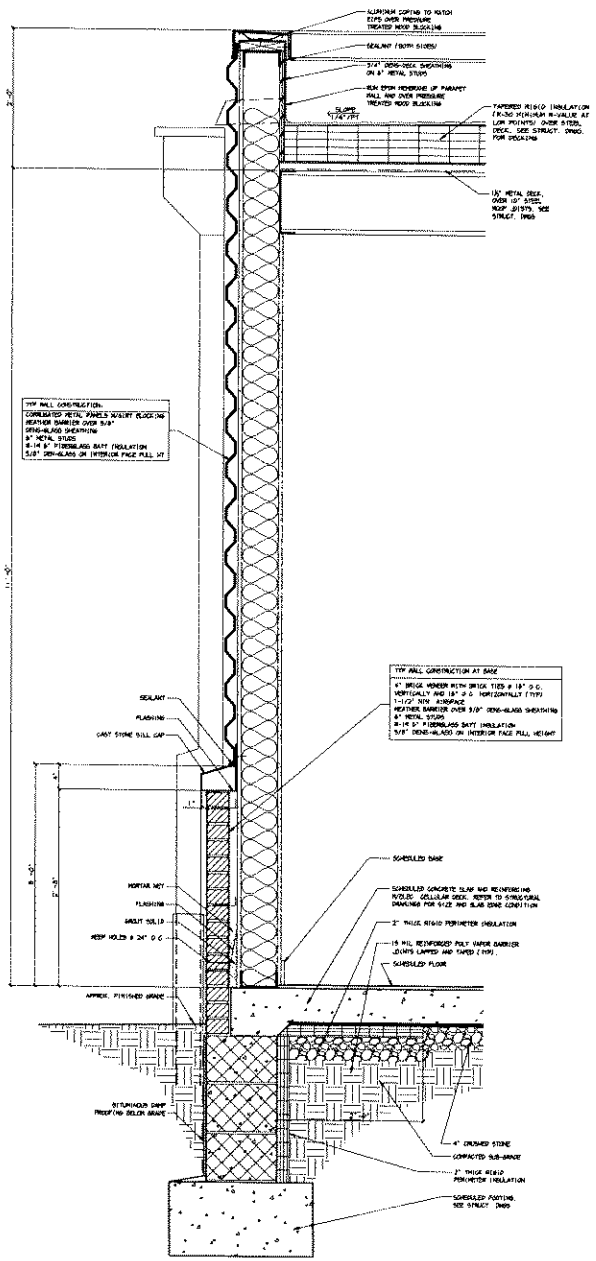

1 WALL SECTION
M1.04 1 1/2" = 1'-0"

NOTE:
COLD FORMED METAL FRAMING TO BE DELEGATED DESIGN BY THIRD PARTY ENGINEER

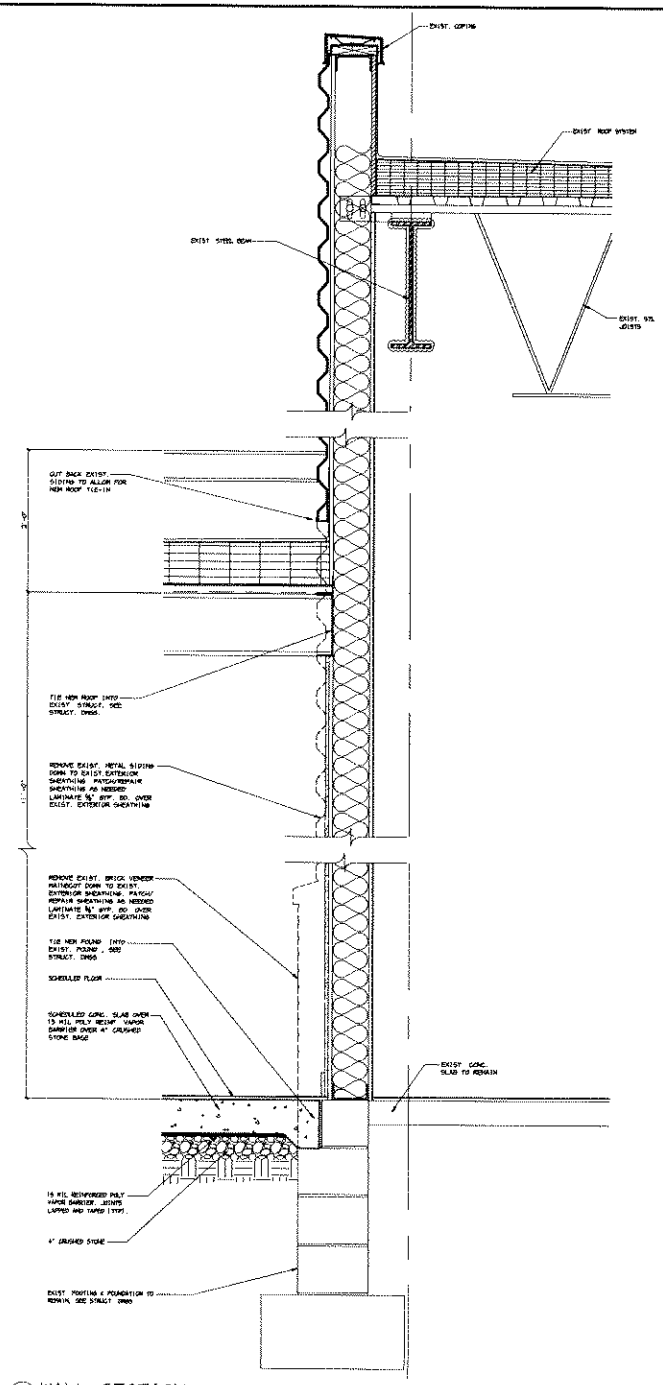

1 WALL SECTION
M1.04 1 1/2" = 1'-0"

R2A

R2Architects, LLC

110 Kresson-Gibbsboro Road
Suite 8
Voorhees, New Jersey 08043

voice 856.566.1515
fax 856.566.0030
web www.R2Architects.com

David J. Rudzewicz AIA
N.Y. Registration No. 13601
Date

PROJ.#: 19680.07

THESE DRAWINGS ARE BASED ON AVAILABLE DOCUMENTS AND GENERAL FIELD SURVEY OF THE BUILDING.

RELIANCE ON THESE DOCUMENTS IS LIMITED TO THE GENERAL LAYOUT, DESIGN CONCEPT AND SCOPE OF WORK.

CONTRACTOR(S) SUBMITTING BIDS MUST VERIFY, THROUGH PRIOR FIELD INVESTIGATION AND SURVEY OF EXISTING CONDITIONS AND DIMENSIONS, THAT HE/SHE INCLUDES ALL WORK REQUIRED AND REFLECTS ACTUAL CONDITIONS OF THE BUILDING.

ALL DIMENSIONS MUST BE VERIFIED BY CONTRACTOR AND THE ARCHITECT NOTIFIED OF ANY DISCREPANCIES BEFORE PROCEEDING WITH THE CONSTRUCTION. DO NOT SCALE DRAWINGS.

© R2ARCHITECTS, LLC

PROJECT TITLE

DERBY CITY GAMING

SOUTH SMOKING PATIO EXPANSION

4520 POPLAR LEVEL ROAD

LOUISVILLE KENTUCKY 40213

DRAWING TITLE

WALL SECTIONS

SCALE	AS NOTED
DRAWN	HF
CHECKED	HF
APPROVED	DJR, JRM

SUBMISSIONS / REVISIONS

SYM	DATE	DESCRIPTION
	3/13/20	STRUCTURAL PACKAGE
	3/26/20	PROGRESS SET
	4/3/20	ISSUED FOR PERMIT

A41.04

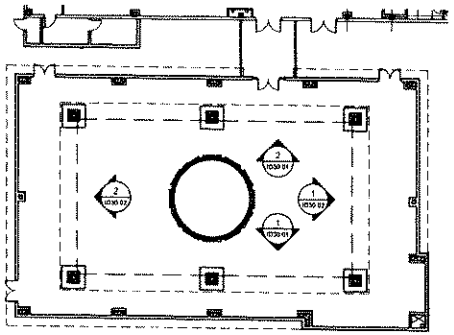

KEY PLAN

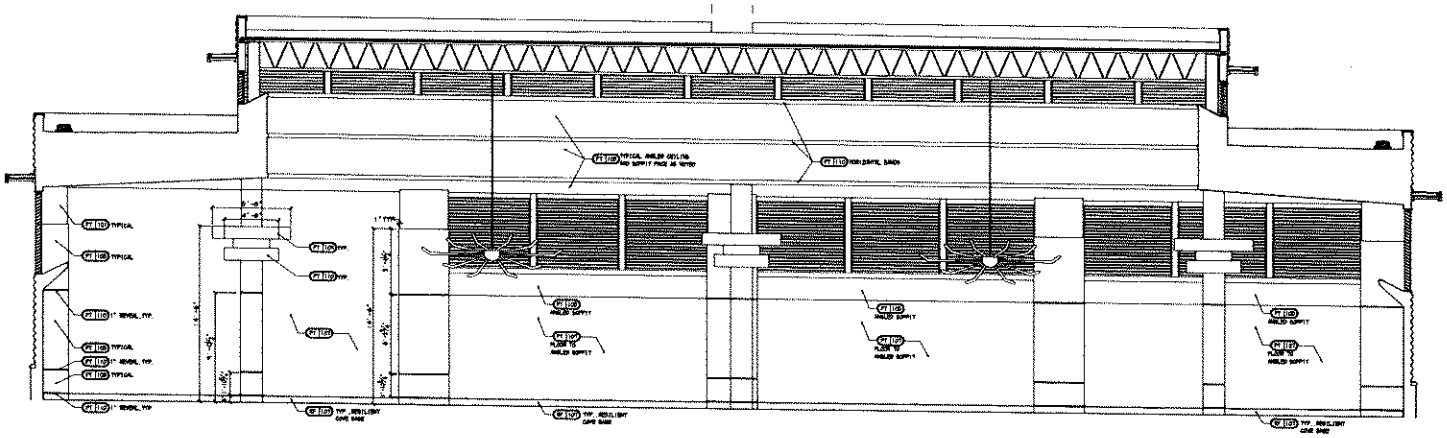

1 / ID30.01 INTERIOR ELEVATION
1/4" = 1'-0"

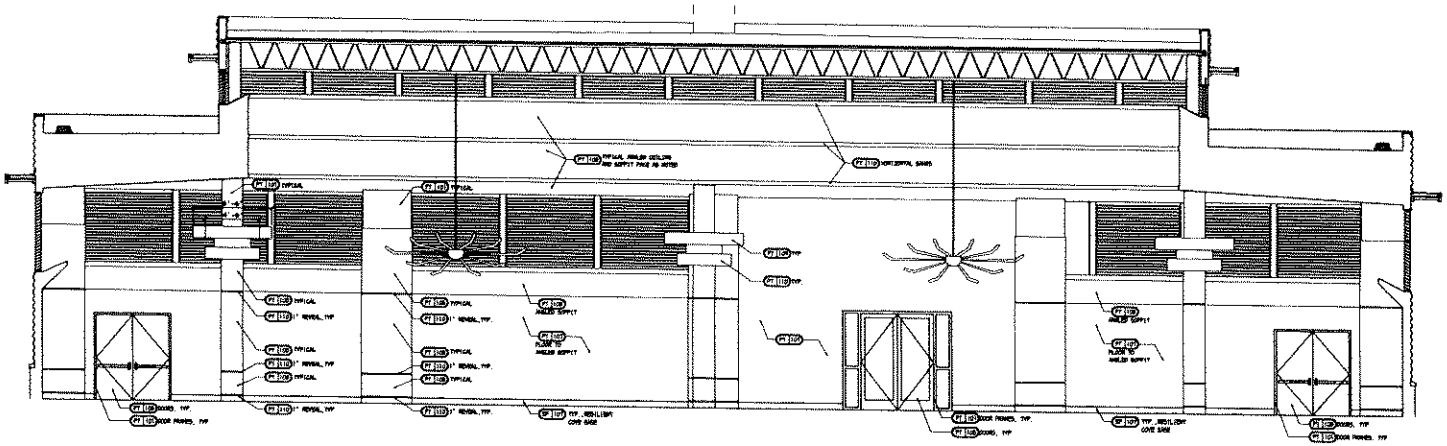

2 / ID30.01 INTERIOR ELEVATION
1/4" = 1'-0"

R2A

R2Architects, LLC

110 Kresson-Gibbsboro Road
Suite 8
Voorhees, New Jersey 08043
voice 856.568.1515
fax 856.568.0930
web www.R2Architects.com

DAVID J. RUDZENSKI REGISTERED ARCHITECT NO. 2601 COMMONWEALTH OF KENTUCKY

David J. Rudzenski, AIA
KY Registration No. 2601
Date

PROJ.#: 19680.07

THESE DRAWINGS ARE BASED ON AVAILABLE DOCUMENTS AND GENERAL FIELD SURVEY OF THE BUILDING.

RELIANCE ON THESE DOCUMENTS IS LIMITED TO THE GENERAL LAYOUT, DESIGN CONCEPT AND SCOPE OF WORK.

CONTRACTOR(S) SUBMITTING BIDS MUST VERIFY THROUGH PRIOR FIELD INVESTIGATION AND SURVEY OF EXISTING CONDITIONS AND DIMENSIONS, THAT THE BID INCLUDES ALL WORK REQUIRED AND REFLECTS ACTUAL CONDITIONS OF THE BUILDING.

ALL DIMENSIONS MUST BE VERIFIED BY CON- TRACTOR AND THE ARCHITECT NOTIFIED OF ANY DISCREPANCIES BEFORE PROCEEDING WITH THE CONSTRUCTION. DO NOT SCALE DRAWINGS.

© R2ARCHITECTS, LLC

PROJECT TITLE

DERBY CITY GAMING

SOUTH SMOKING PATIO EXPANSION

4520 POPLAR LEVEL ROAD

LOUISVILLE KENTUCKY 40213

DRAWING TITLE

INTERIOR ELEVATIONS

SCALE	AS NOTED
DRAWN	JR
CHECKED	DJR
APPROVED	DJR, JRZ

SUBMISSIONS / REVISIONS

SYM	DATE	DESCRIPTION
	1/13/20	STRUCTURAL PACKAGE
	1/24/20	PROGRESS 60%
	1/31/20	ISSUED FOR CONST.

ID30.01

Item	Description	Location	Manufacturer / Vendor / Contact	Remarks	Rev #
FINISH SCHEDULE					
WALL COVERING					
W-100	Description: Vinyl Wall Base Style: Tightlock Carpet Color: 653 Burnt Umber Height: 4" (1 turn)	BOH as Noted	Johnsonite 3000 Lakeside Drive Sidney, Ohio 45365 Ph: 800.800.6016 www.johnsonite.com	By Contractor To be painted to match gypsum.	
CARPET					
CPT-102	Description: Walk-Off Carpet Pattern: Prime Loop 3/8" Colorway/Number: Mediterranean Roll Size: 6' 0" W x 50' L, 12'2" W x 50' L Pile Height: 3/8" (loop pile) Pile Thickness: 3/32" Backing: 100% Aircraft yarn backcoated UV stabilized polypropylene fibers with 20% post consumer recycled content Backing: CoFlex™ High Density Rubber Flame Rating: ASTM E-648 Class 1 Smoke Density: less than 450 Installation: Glue Down	Entry Vestibule	Patcraft Contact: Erica Rodriguez 118 Campanelli Parkway Stoughton MA 02072 Ph: 1.800.526.1463 Ph: 781.918.7031 direct email: erodriguez@mohawkind.com	By Contractor. Install in the Minimal Square	
LINOLEUM					
L-105	Description: Plastic Laminate Color: Slate Number: 1695-60 Finish: Matte Finish	Millwork as Noted	Wilsonart International Ph: 800.433.3222 Rep: Passanante Hall Incorporated Contact: Kimberley Weber Ph: 504.362.0217	By Contractor	
L-106	Description: Plastic Laminate Color: Sunny Room Number: 1695-38 Finish: Fine Velvet Finish	BOH Vertical Surfaces & Cabinets as Noted	Wilsonart International Ph: 800.433.3222 Rep: Passanante Hall Incorporated Contact: Kimberley Weber Ph: 504.362.0217	By Contractor	
QUARTZ TILE FLOORING					
QT-101	Description: Quartz Floor Tile Number: 9722 Color: Sand Size: 24" x 24" Underlayment: Sand (QR) Content: 70% Quartz, 15% Vinyl Flame Rating: ASTM E648, Class 1, ASTM E84/NFPA Smoke Load Limit: ASTM E1515	BOH as Noted	Nora 90 Industrial Way Wilmington, MA 01887 www.shinflooring.com Rep: Jennifer Williamson PH: 303.463.3316 Email: jwilliamson@shinflooring.com	By Contractor	
PAINT					
PT-100	Description: Paint Model #: SW7004 Color: Urbane Bronze Type: Acrylic Latex Enamel Paint for Commercial Use Finish: Semi-Gloss at Doors and Frames, Eggshell at Walls, Flat at Ceilings	Casino Floor, BOH, Restrooms, and Food Court as Noted	Sherwin Williams 2701 Fallsington Road P.O. Box 647 Fallsington, PA 19058 Contact: David Hall Ph: (908) 308-4709	By Contractor	
PT-101	Description: Paint Model #: SW6114 Color: Tatami Tan Type: Acrylic Latex Enamel Paint for Commercial Use Finish: Semi-Gloss at Doors and Frames, Eggshell at Walls, Flat at Ceilings	Casino Floor as Noted	Sherwin Williams 2701 Fallsington Road P.O. Box 647 Fallsington, PA 19058 Contact: David Hall Ph: (908) 308-4709	By Contractor	
PT-102	Description: Paint Model #: SW6087 Color: Veg Out Type: Acrylic Latex Enamel Paint for Commercial Use Finish: Semi-Gloss at Doors and Frames, Eggshell at Walls, Flat at Ceilings	BOH and Casino Floor as Noted	Sherwin Williams 2701 Fallsington Road P.O. Box 647 Fallsington, PA 19058 Contact: David Hall Ph: (908) 308-4709	By Contractor	
PT-103	Description: Paint Model #: SW7030 Color: Sabbia Type: Acrylic Latex Enamel Paint for Commercial Use Finish: Semi-Gloss at Doors and Frames, Eggshell at Walls, Flat at Ceilings	Casino Floor as Noted	Sherwin Williams 2701 Fallsington Road P.O. Box 647 Fallsington, PA 19058 Contact: David Hall Ph: (908) 308-4709	By Contractor	
RESILIENT FLOORING					
VT-102	Description: Safety Glass Flooring Style: Shanghai XI Available Kolors: Chosen Kolor: Wear Layer: [illegible] Matrix: Alloy 10 Roll Size: 6'0" x 48' Thickness: 1/8" (3mm) Weight: 7.7 lbs / sq. yd Lead: 0 Flame Rating: ASTM E648, Class 1 Slip Resistance: 0.7 Dry, .59 Wet	Outdoor Gaming (smoking)	Nora 90 Industrial Way Wilmington, MA 01887 www.shinflooring.com Rep: Jennifer Williamson PH: 303.463.3316 Email: jwilliamson@shinflooring.com	By Contractor	
STONE					
ST-101	Description: Quartz Color Name: Salt Ice Beige Number: C0819 Finish: Polished Thickness: 3/4" Edge Detail: Eased Edge with 1/4" Radius	Casino Counter Surfaces	CosmoQuartz Contact: Brad DeGeorge Mobile: 914.565.8000 Email: info@cosmoquartz.com	By Contractor	
WALL COVERING					
WC-100	Description: Vinyl Wallcovering Collection: Equus Collection Pattern: Samara Model: [illegible] Color: Revolt Width: 52" Repeat: 4x4 Weight: 1 yd/ft, 20 oz/lb Backing: Drytouch Flame Rating: Class A (ASTM E84) Installation: Maintain manufacturer's	Casino Floor as Noted	MDC Wall Covering 1200 Arthur Avenue Elk Grove, IL 60007 Ph: 800.621.4700 www.mdcwallcovering.com Contact: Sal Vitale Ph: 888-682-0146 Email: sales@mdcwall.com	By Contractor	
WOOD					
WD-101	Tin Mesh Millwork Color: Sunny Room Number: 1695-38 Finish: Fine Velvet Finish	As Noted	By Contractor	By Contractor	

FINISH SCHEDULE

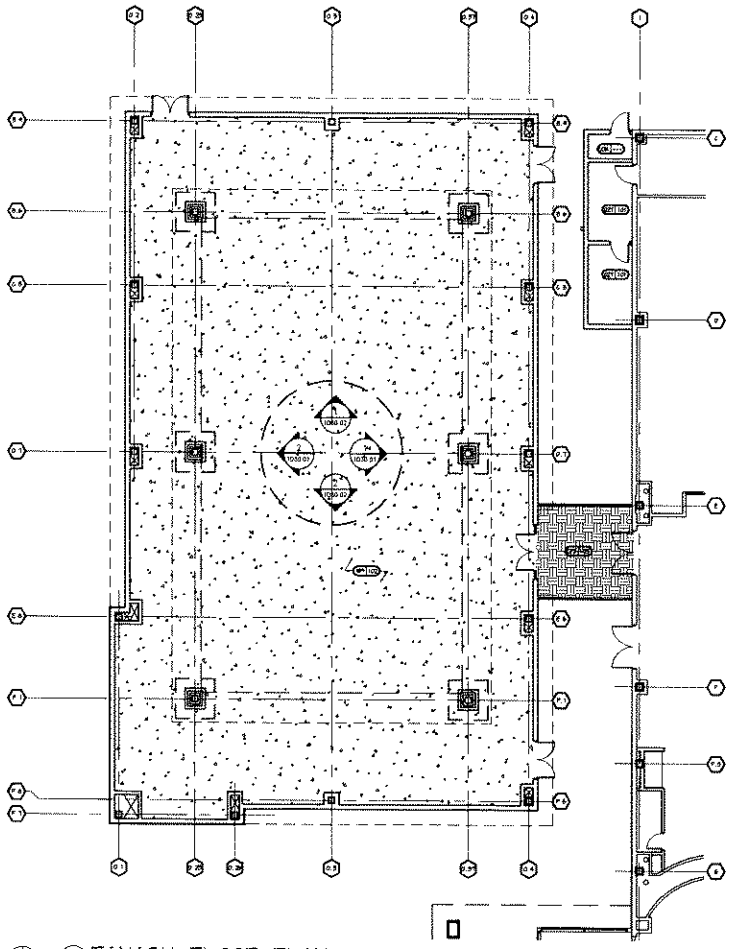
1060.07
1060.07
1060.07
1060.07
CPT-102
CPT-102
CPT-102

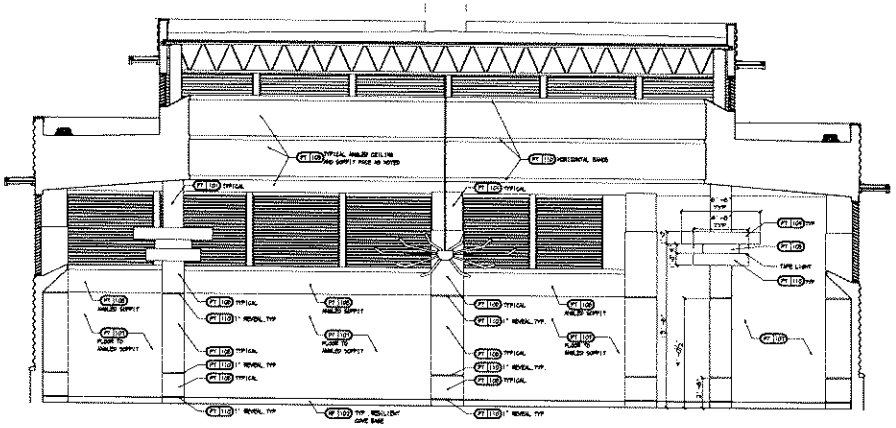

1 INTERIOR ELEVATION

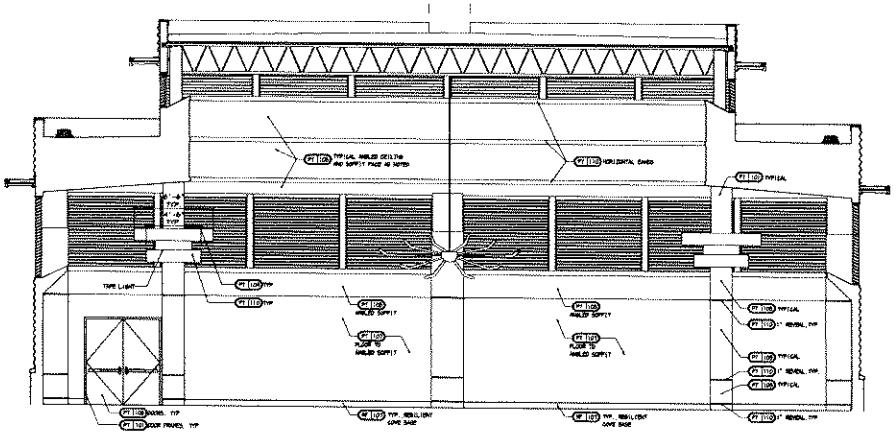

2 INTERIOR ELEVATION

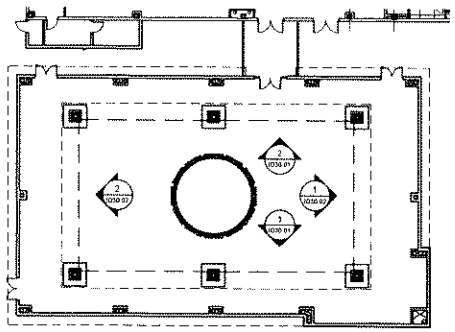

KEY PLAN

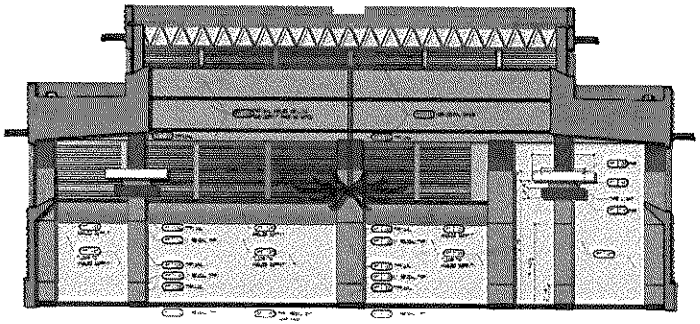

3 INTERIOR ELEVATION - RENDERED

FOR REFERENCE ONLY

R2A

R2Architects, LLC

110 Kresson-Gibbsboro Road
Suite 8
Voorhees, New Jersey 08043

voice 856 566 1515
fax 856 566 0930
web www.R2Architects.com

David J. Rudzensji, AIA
KY Registration No. 7601
Date

PROJ.#: 19680.07

THESE DRAWINGS ARE BASED ON AVAILABLE DOCUMENTS AND GENERAL FIELD SURVEY OF THE BUILDING.

RELIANCE ON THESE DOCUMENTS IS LIMITED TO THE GENERAL LAYOUT, DESIGN CONCEPT AND SCOPE OF WORK.

CONTRACTOR(S) SUBMITTING BID MUST VERIFY, THROUGH PRIOR FIELD INVESTIGATION AND SURVEY OF EXISTING CONDITIONS AND DIMENSIONS, THAT HIS BID INCLUDES ALL WORK REQUIRED AND REFLECTS ACTUAL CONDITIONS OF THE BUILDING.

ALL DIMENSIONS MUST BE VERIFIED BY CONSTRUCTION AND THE ARCHITECT NOTIFIED OF ANY DISCREPANCIES BEFORE PROCEEDING WITH THE CONSTRUCTION. DO NOT SCALE DRAWINGS.

© R2ARCHITECTS, LLC

PROJECT TITLE

DERBY CITY GAMING

SOUTH SMOKING PATIO EXPANSION

4520 POPLAR LEVEL ROAD

LOUISVILLE KENTUCKY 40213

DRAWING TITLE

INTERIOR ELEVATIONS

SCALE	AS NOTED
DRAWN	JR
CHECKED	RP
APPROVED	R.R. JR

SUBMISSIONS / REVISIONS

SYM	DATE	DESCRIPTION
	1/13/20	STRUCTURAL PACKAGE
	3/16/20	PERMITS CDs
	4/13/20	ISSUED FOR CONST

ID30.02